



2017 MEDIA GUIDE

Brooke
Robinson*

NORFOLK TIDES

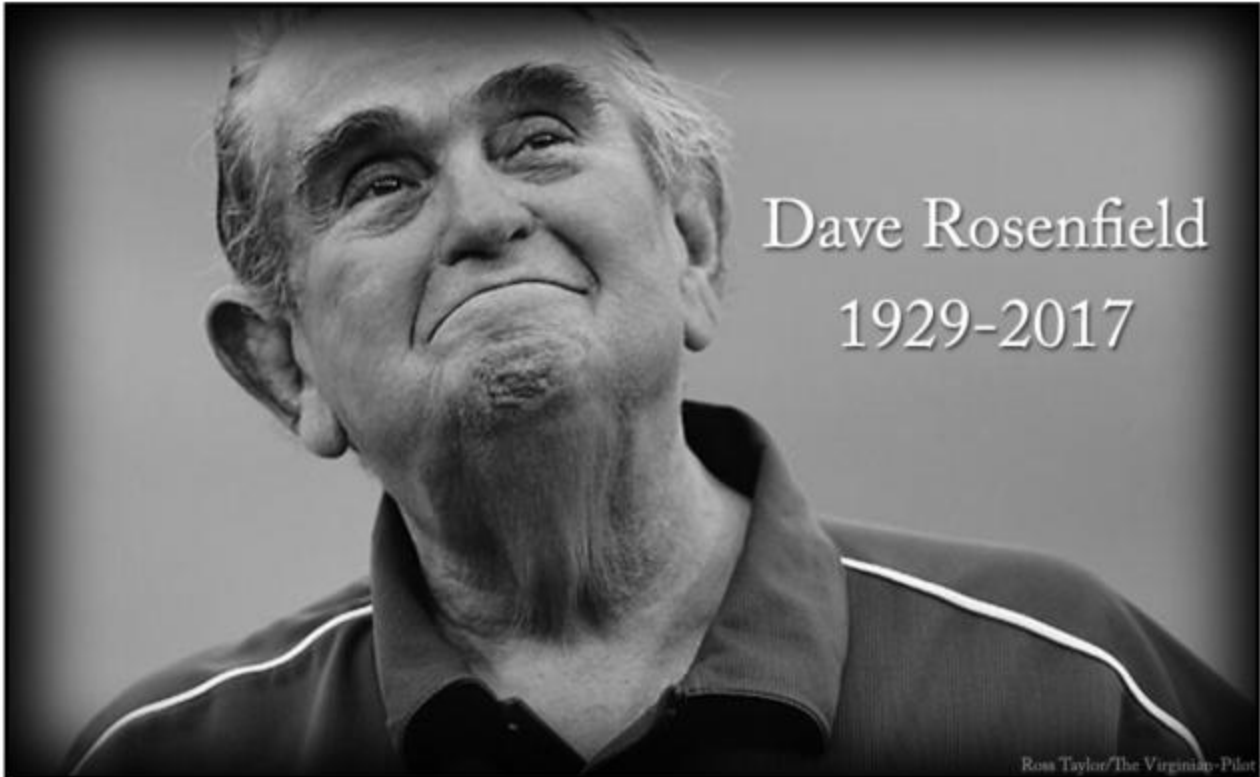


TRIPLE-A AFFILIATE OF THE BALTIMORE ORIOLES



NORFOLKTIDES.com





Minor League Baseball lost an icon in the industry when longtime Tides General Manager Dave Rosenfield passed away on February 28 at the age of 87 years old.

Rosenfield first joined the Tides in 1962, and he served as the General Manager of the ballclub from 1963-2011. Under his guidance, the Tides joined the Triple-A International League in 1969 before moving into Met Park in 1970, a ballpark that saw the Tides capture five league championships. Rosenfield then helped usher in a new era of Tides baseball in 1993, as the team moved into Harbor Park in downtown Norfolk – a ballpark that routinely drew over half a million fans a season. After concluding his 48-year run as General Manager in 2011, Rosenfield was named the Executive Vice President and Senior Advisor to the President, and he continued his work in the Tides front office until his passing.

A four-time International League Executive of the Year, Rosenfield is a member of three Halls of Fame. He was an inaugural member of the Hampton Roads Sports Hall of Fame in 2008, and he was inducted into the International League Hall of Fame that same season – the first Tide to ever receive the honor. He was also inducted into the Virginia Sports Hall of Fame in 2016.

Rosenfield was named the “King of Baseball” at the Baseball Winter Meetings in Anaheim, CA in December, 2004. The “King of Baseball” is a long-standing tradition in which Minor League Baseball salutes a veteran from the world of professional baseball for long-time dedication and service to the game.

In addition to his work with the Tides, Rosenfield had a wide-ranging presence in the Norfolk area’s pro sports scene. He served as the General Manager of the Norfolk Neptunes (Continental Football League), was the interim GM of the Virginia Squires (American Basketball Association), and served as the GM of the Tidewater Sharks hockey club.

2017 is the first season without Rosenfield for the Tides since 1961 - the first year of the franchise. He will truly be missed.



Dave Rosenfield and the “Clown Prince of Baseball” Max Patkin having fun prior to a game at Met Park.

Tides Front Office Staff

BOARD OF DIRECTORS

President	Ken Young
V.P., Secretary/Treasurer	J. Emmett Hammond
Director	Al Abiouness
Director	John Canning
Director	Frank Doczi
Director	Mark Garcea

FRONT OFFICE STAFF

General Manager	Joe Gregory
Assistant General Manager	Ben Giancola
Director of Media Relations	Ian Locke
Business Manager	Andrew Garrelts
Director of Stadium Operations	Mike Zeman
Assistant Director of Stadium Operations	Mike Cardwell
Director of Community Relations	Heather McKeating
Director of Group Sales	John Muszkewycz
Director of Premium Services	Stephanie Hierstein
Director of Ticket Operations	Gretchen Todd
Assistant Director of Tickets	Sze Fong
Director of Business Development & Gameday Experience	Mike Watkins
Corporate Sponsorships and Promotions	Jonathan Mensink
Corporate Sponsorships and Promotions	John Rogerson
Merchandising Manager	AnnMarie Piddisi Ambler
Event Staff Manager	Joanna Wauhup
Administrative Assistant	Lisa Blocker
Head Groundskeeper	Kenny Magner
Assistant Groundskeeper	Justin Hall
Media Relations Assistant	John Stanley
Community Relations Assistant	Jazmin Montgomery
Group Sales Representative	Alex Sandborn
Group Sales Representative	Nick Castillo
Box Office Assistant	Emily Chen
Stadium Operations Assistant	Hunter Creef
Groundscrew Assistant	Chance Pauley
Home Clubhouse Manager	Kevin Casey
Visiting Clubhouse Manager	Jack Brenner
Radio Broadcaster	Pete Michaud
P.A. Announcer	Jack Ankeron
Official Scorers	Mike Holtzclaw, Jim Hodges
Director of Video Operations	Jody Cox
Team Physicians	Dr. Tom Markham, Dr. John Schaefer, Dr. David Woods

MAILING & SHIPPING ADDRESS

Norfolk Tides Baseball Club
 Harbor Park
 150 Park Avenue
 Norfolk, VA 23510
www.norfolktides.com

TELEPHONE	(757) 622-2222
OFFICE FAX	(757) 624-9090
PRESS BOX PHONE	(757) 622-2222 ext 112

The 2017 Norfolk Tides Media Guide was compiled and edited by Ian Locke and John Stanley. Research with early Tides statistics was provided by the late George McClelland. Statistical assistance was provided by the Baltimore Orioles, MLB Advanced Media, Elias Sports Bureau, The Virginian-Pilot, International League teams and the International League Office. Photos courtesy of Elaina Ellis, Les Treagus, Steven Goldberg and the Baltimore Orioles. The 2017 Norfolk Tides Media Guide was printed by Liskey & Sons Printing Co., Norfolk, VA.

The Tides would like to congratulate Brooke Robinson for her winning entry in a contest to design the 2017 Media Guide cover. Brookie attends Landstown High School in Virginia Beach, and the principal there is Dr. Cheryl Askew.

Ken Young - President



Ken Young has been the President of the Norfolk Tides since 1993, the year the team moved into Harbor Park. The previous year, Young put together an investor group to purchase the Tides from the New York Mets. Since taking over day-to-day control of the Tides, the club has experienced unprecedented success, averaging approximately 425,000 fans per year.

Young has been in the recreational food business for more than 30 years since graduating from Penn State University in 1972. Young has been involved in numerous Major League stadiums, arenas, and international events, and has worked in such exciting events as the Super Bowl, the World Series and the Olympics.

In the fall of 2006 Young headed an ownership group which purchased the Bowie Baysox and Frederick Keys, both of which are Maryland-based Orioles affiliates. Young also led an investment group in 2003 which purchased the Calgary Cannons. That club moved into a new stadium in 2003 in Albuquerque, New Mexico where it has averaged 500,000 fans per year.

Young is also on the Board of Trustees of Minor League Baseball, and heads up the licensing operations for college football's Outback Bowl in Tampa, FL. After the 2009 season, he was named as *Baseball America's* Minor League Executive of the Year.

Joe Gregory - General Manager

Joe Gregory was named the General Manager of the Tides on October 4, 2011. He also served as the Vice President of the Norfolk Admirals Hockey Club from the 2008-2009 season through 2016.

Gregory came to Norfolk after serving as the General Manager of the Youngstown SteelHounds of the Central Hockey League from 2006-2008. In that capacity, Gregory ran the day-to-day operations of the SteelHounds. During Gregory's tenure in Youngstown, the season ticket base increased by 70 percent and he negotiated the team's first NHL affiliation.



Gregory graduated from Youngstown State University in 2001 with a Bachelor of Science Degree in Business Administration. Upon graduation, Gregory worked as both the Coordinator of Tournament Operations and the Coordinator of Sales and Marketing at the Giant Eagle LPGA Classic in Vienna, Ohio. He had been working at the tournament as an operations assistant prior to that since high school. After his time with the LPGA, Gregory became the Director of Business Development for the Mahoning Valley Scrappers, a Short-Season Class-A baseball team affiliated with the Cleveland Indians. There, he oversaw all sponsorship and advertising sales and cultivated community relationships.



Tides President **Ken Young** addresses the Harbor Park crowd before Norfolk's home opener in 2017.

TIDES RADIO

PETE MICHAUD

The 2017 season is Pete Michaud's 11th as a broadcaster for the Tides on ESPN Radio 94.1. Previously, he's had stints as the play-by-play voice of the Springfield Cardinals of the Midwest League (1992-93), the Vero Beach Dodgers of the Florida State League (1995-96) and the Iowa Cubs of the Pacific Coast League (1998).



Michaud is well known as the longtime voice of the Norfolk Admirals hockey team, having spent over 22 years with the organization - including all 15 of their seasons in the American Hockey League. Additionally, Pete's resume includes five seasons of play-by-play work as the broadcaster for the Old Dominion University Monarchs men's and women's basketball programs - including NCAA and NIT tournament games - and 10 years of area high school football play-by-play. He has previously worked in local radio at WFOS, WLTY, WNIS and WTAR, while also serving as a weekend sports anchor for WAVY-TV 10 and WVEC-TV 13.

Michaud has been honored three times by the Chesapeake Athletic Club as Hampton Roads' Most Outstanding Sports Broadcaster, taking home the honor in 2009, 2012 and 2015. In 2009, he was selected by the Norfolk Sports Club for the prestigious Abe Goldblatt Award for Outstanding Local Sports Coverage. In 2012, he was the recipient of the James H. Ellery Memorial Award, an honor presented annually by the American Hockey League in recognition of outstanding media coverage. Michaud was also selected to broadcast the 2015 Triple-A All-Star Game.

When not on the air, Pete is an avid golfer and has worked for many years as a local baseball umpire with the Eastern Officials Association. Michaud is an honor graduate of Indian River High School in Chesapeake and Old Dominion University in Norfolk. He resides in Chesapeake. You can follow Pete for Tides updates on Facebook or Twitter (@TidesRadioVoice) or contact him via email at Pete@NorfolkTides.com.

All-Time Tides Radio Broadcasters

1969	Bud Kaatz	1993	Rob Evans	2006	Bob Socci
1970	Bud Kaatz		Jack Ankerson		John Castleberry
1971	Marty Brenneman	1994	Rob Evans	2007	Bob Socci
1972	Marty Brenneman		Jack Ankerson		Pete Michaud
1973	Marty Brenneman	1995	Rob Evans	2008	Bob Socci
1974	Pete Van Wieren		Jack Ankerson		Pete Michaud
1975	Pete Van Wieren	1996	Rob Evans	2009	Bob Socci
1976	Larry Matson		Jack Ankerson		Pete Michaud
1977	Tony Mercurio	1997	Rob Evans	2010	Bob Socci
1978	Bill Bishop		Jack Ankerson		Pete Michaud
1979	Bill Bishop	1998	Rob Evans		Tony Mercurio
1980	Bob Rathbun		Jack Ankerson	2011	Bob Socci
1981	Bob Rathbun		John Castleberry		Pete Michaud
1982	Bob Rathbun	1999	Rob Evans		Tony Mercurio
1983	Bob Rathbun		John Castleberry	2012	Pete Michaud
1984	Bob Rathbun	2000	Rob Evans		Tony Mercurio
1985	Bob Rathbun		John Castleberry	2013	Pete Michaud
1986	Charlie Slowes	2001	Rob Evans		Dave Rosenfield
1987	Rob Evans		John Castleberry	2014	Pete Michaud
1988	Tony Mercurio	2002	Jeff McCarragher		Dave Rosenfield
1989	David Glass		John Castleberry		Danny Angel
	Ken Levine	2003	Jeff McCarragher	2015	Pete Michaud
1990	David Glass		John Castleberry		Dave Rosenfield
	Jay Colley	2004	Jeff McCarragher	2016	Pete Michaud
	Bob Rathbun		John Castleberry		Dave Rosenfield
1991	Charlie Slowes	2005	Jeff McCarragher	2017	Pete Michaud
1992	Charlie Slowes		John Castleberry		

Former Tides Broadcasters Who Went On To Broadcast Games in the Four Major American Sports

- Marty Brenneman** - Cincinnati Reds
- Pete Van Wieren** - Atlanta Braves
- Larry Matson** - New Orleans Saints
- Bob Rathbun** - Atlanta Hawks, Atlanta Braves, Detroit Tigers
- Charlie Slowes** - New York Mets, Baltimore Orioles, Tampa Bay Rays, Washington Nationals
- Rob Evans** - Montreal Expos
- David Glass** - San Francisco Giants
- Ken Levine** - Baltimore Orioles, Seattle Mariners, San Diego Padres, Los Angeles Dodgers
- Jeff McCarragher** - Kansas City Royals
- Bob Socci** - New England Patriots

MEDIA INFORMATION

CREDENTIALS: To obtain media credentials, call (757) 622-2222 Ext. 125 or email ilocke@norfolktides.com. All requests should be made at least 24 hours prior to game time to assure compliance. Credentials can be picked up at the Harbor Park offices or at the Will Call area located at the home plate entrance of the park. All additional requests should be made through the Media Relations Office.

PHOTOGRAPHERS: Photographers may work out of the camera pits located in the outfield ends of both dugouts. Other areas are available, but must be approved by the Tides prior to the game. At no time will photographers be allowed to obstruct a fan's view of the game, interfere with play on the field, or interfere with players in the dugout. Photographers **MUST** stay in the designated areas during play.

CLUBHOUSES: The Tides clubhouse is open to accredited media up to 65 minutes before game time. There will be no admittance during games, during rain delays, or between games of a doubleheader unless approved by the field manager. Players and coaches will be made available 10-15 minutes after the conclusion of a game. Times are subject to change and will be communicated as soon as possible. The Training Room is off limits at all times. Any requests for interviews with visiting clubs should be set up in advance with the Tides Media Relations Department. Visitors in the clubhouse, including accredited media members, should conduct themselves in a professional manner. Autograph seeking, touching equipment in lockers, and sampling player food spreads is prohibited. Clubhouse business should be conducted as expeditiously as possible with a minimum of disruption of regular game routines.

FIELD AND DUGOUTS: A general code is to be observed by the media so uniformed personnel may do their pre-game work unimpeded. The playing field and dugouts must be clear of all media 65 minutes prior to game time and remain so until after the game ends - with the exception of photographers as noted above. Photographers and credentialed media must stay on the warning track or in the dugouts.

PRESS BOX: The press box is located on the fourth level of Harbor Park behind home plate. Each workspace is equipped with an electrical outlet, phone line, and wireless internet access. The press box is open to working media **ONLY**. Credentials are required for admittance and media must notify the Tides PR department if they intend to use the press box during games. The press box is a working environment - please respect those working around you.

GAME NOTES: Game notes, lineups and statistics are available in the press box approximately three hours prior to game time. Anyone needing information earlier should contact the media relations office.

INTERVIEWS: Interviews can be conducted with the coaching staff and players on the field or in the dugout prior to or after batting practice as long as the interview does not interrupt pre-game routines. All pre-game interviews must be completed at least 65 minutes prior to the scheduled game time. The coaching staff and players will be available in the clubhouse 10-15 minutes after the conclusion of a game.



LOCAL MEDIA CONTACTS

PRINT

The Virginian-Pilot

Contact: David Hall

Telephone : 757-446-2367

Email: David.Hall@pilotonline.com

The Daily Press

Contact: Andi Petrini

Telephone : 757-247-4642

Email: sports@dailypress.com

RADIO

ESPN Radio 94.1 FM (Flagship)

Contact: Nick Cattles

Telephone: 757-671-1000

Email: NickC@ESPNRadio941.com

TELEVISION

WTKR-TV 3 (CBS)

Contact: Adam Winkler

Telephone: 757-446-1361

Email: Adam.Winkler@wtkr.com

WAVY-TV 10 (NBC & FOX)

Contact: Bruce Rader

Telephone: 757-673-5440

Email: Bruce.Rader@wavy.com

WVEC-TV 13 (ABC)

Contact: Scott Cash

Telephone: 757-628-6215

Email: SCash@wvec.com

HARBOR PARK



Harbor Park, with its outstanding view and sound design, was opened in 1993. The ballpark is located in downtown Norfolk on the Elizabeth River, and the Tides christened their new home on 4/14/93 with a 2-0 victory against the Ottawa Lynx.

Talks of a new stadium for the Tides began during the 1990 season. Several sites were discussed, and the area known as "Bessie's Place" in downtown Norfolk was selected due to the nationwide success of downtown ballparks. Ground was broken in February of 1992 and work began shortly after.

HOK Sports Facilities Group of Kansas City, Mo. (currently known as Populous) was chosen to design the crown jewel on the Norfolk waterfront. HOK Sports Facilities Group has also designed some of the finest major league parks, including Oriole Park at Camden Yards in Baltimore, PNC Park in Pittsburgh, Comerica Park in Detroit, PETCO Park in San Diego, Citizens Bank Park in Philadelphia, Citi Field in New York and the new Yankee Stadium.

The design team, led by Earl Santee, elected to create a nautical image with shipyard crane-like light towers and arrays of colorful flags. However, it also had to fit into the downtown business scene, and the brick exterior of the stadium was selected for just that purpose.

Harbor Park features nearly 9,000 lower-deck seats, 2,800 upper-deck seats, and 400 seats in 24 luxury skyboxes. The park also features a 225-seat restaurant known as "Hits at the Park," a climate-controlled facility that offers a complete view of the playing field. Two LED video boards were installed in the right field scoreboard prior to the 2006 season, while three LED ribbon boards were installed prior to the 2013 season. A 3,000-person, tiered picnic area overlooks left field, which increases Harbor Park's total capacity to 11,856. An additional party deck was built in right field prior to the 2009 season which moved the right field fence in 20 feet. The playing surface was completely renovated prior to the 2014 season, with the center field fences moved in 10 feet. The Harbor Park field dimensions are 333 ft in LF, 400 ft in CF, and 318 ft in RF.

The facility is owned by the City of Norfolk. Its construction was financed by rent paid by the Tides and other revenue from non-baseball events held in the facility. The total cost of construction for the stadium exceeded \$16 million.

Harbor Park was selected by *Baseball America* as the finest minor league facility in the United States in 1995.

HARBOR PARK PREGAME SCHEDULE

	<u>7:05 GAME</u>	<u>6:35 GAME</u>
Tides Infield	4:20 PM	3:50 PM
Tides B.P.	4:30 PM	4:00 PM
Visitor's B.P.	5:15 PM	4:45 PM
Visitor's Infield	6:00 PM	5:30 PM
	<u>1:05 GAME</u>	<u>4:05 GAME</u>
Tides Infield	10:20 AM	1:20 PM
Tides B.P.	10:30 AM	1:30 PM
Visitor's B.P.	11:15 AM	2:15 PM
Visitor's Infield	12:00 PM	3:00 PM

HARBOR PARK FIRSTS

First Game at Harbor Park	April 14, 1993 Tides vs. Ottawa
First Win at Harbor Park	April 14, 1993 (Tides 2, Ottawa 0)
First Tides' Starting Pitcher	Bobby J. Jones, RHP
First Pitch	Strike by Bobby J. Jones
First Tides' Relief Pitcher	Gregg Langbehn (4/14/93)
First Tides' Winning Pitcher	Bobby J. Jones (4/14/93)
First Batter	F.P. Santangelo, Ottawa
First Hit	Terrel Hansen, Ottawa
First Tides' Batter	Wayne Housie
First Tides' Hit	Steve Springer, double (4/14/93)
First Tides' Run	Eric Bullock (4/14/93)
First Tides' Double	Steve Springer (4/14/93)
First Tides' Triple	Eric Hillman (4/17/93)
First Tides' Home Run	Steve Springer (4/15/93)
First Tides' RBI	Steve Springer (4/14/93)
First Tides Stolen Base	Eric Bullock (4/14/93)
First No-Hitter (7 Innings)	Steve Trachsel (5/29/01)

TIDES TRIPLE-A REGULAR SEASON ATTENDANCE

YEAR	Attendance	YEAR	Attendance
1969*	68,446	1993*	529,708
1970*	139,185	1994*	546,826
1971	132,970	1995*	560,211
1972	100,780	1996	500,038
1973	103,426	1997	500,632
1974	69,027	1998	472,169
1975	112,100	1999	486,727
1976	103,390	2000	464,240
1977	136,390	2001	505,074
1978	113,281	2002	500,192
1979	107,685	2003	480,963
1980	114,404	2004	485,260
1981	135,033	2005	502,504
1982*	145,339	2006	463,769
1983	138,659	2007	464,034
1984	125,720	2008	433,767
1985*	155,716	2009	387,153
1986*	168,483	2010	392,752
1987*	168,517	2011	397,889
1988*	194,089	2012	389,188
1989*	216,429	2013	382,195
1990	193,055	2014	358,147
1991	196,998	2015	386,402
1992	174,362	2016	373,042

**Triple-A Franchise Attendance Record Set*

<u>Years</u>	<u>Facility</u>	<u>Total Attendance</u>
1969	Frank D. Lawrence Stadium	68,446
1970-1992	Metropolitan Memorial Park	3,245,038
1993-	Harbor Park	10,589,840

TOP TEN BASEBALL CROWDS AT HARBOR PARK

#	Attendance	Date	Opponent
1.	14,263	8/31/96	Richmond
2.	13,902	8/27/16	Charlotte
3.	13,727	9/2/95	Richmond
4.	13,722	9/5/98	Richmond
5.	13,531	8/22/15	Toledo
6.	13,403	8/30/03	Richmond
7.	13,213	8/9/03	Richmond
8.	13,161	8/11/97	Columbus
9.	13,119	7/3/02	Richmond
10.	13,079	8/30/97	Ottawa



BALTIMORE ORIOLES MINOR LEAGUE AND PLAYER DEVELOPMENT STAFF

Director, Player DevelopmentBrian Graham
Director, Minor League OperationsKent Qualls
Manager, Minor League & International AdministrationJ. Maria Arellano
Assistant Director, Minor League and International OperationsCale Cox
Administrator, Sarasota OperationsLen Johnston
Coordinator, Minor League PitchingJohn Wasdin
Coordinator, Minor League HittingJeff Manto
Coordinator, Minor League CatchingDon Werner
Coordinator, Minor League InfieldDave Anderson
Coordinator, Pitching RehabilitationScott McGregor
Coordinator, Florida and Latin America PitchingDave Schmidt
Coordinator, Minor League MedicalDave Walker
Coordinator, Sarasota Strength and ConditioningRyan Driscoll
Athletic Trainer, Pitching Rehabilitation and PerformanceChris Correnti
Instructor, Special AssignmentB.J. Surhoff
Instructor, Special AssignmentMike Bordick
Pitching Instructor, Special AssignmentRamón Martínez
Director, Dominican Baseball OperationsNelson Norman
Director, Dominican AcademyFelipe Rojas Alou, Jr.
Coordinator, Dominican FieldMiguel Jabalera
Administrator, Dominican AcademyJorge Perozo
Coordinator, Latin American MedicalManny Lopez
Manager, Minor League EquipmentJake Parker
Manager, Dominican EquipmentFranklin Fajardo

2017 Orioles Minor League Coaching Staffs

Norfolk Tides (Triple-A)

Manager - Ron Johnson
 Pitching Coach - Mike Griffin
 Hitting Coach - Sean Berry
 Field Coach - Jose Hernandez
 Athletic Trainer - Mark Shires
 Strength Coach - Trevor Howell

Bowie Baysox (Double-A)

Manager - Gary Kendall
 Pitching Coach - Kennie Steenstra
 Hitting Coach - Butch Davis
 Athletic Trainer - Pat Wesley
 Strength Coach - Pat Armstrong

Frederick Keys (Advanced-A)

Manager - Keith Bodie
 Pitching Coach - Blaine Beatty
 Hitting Coach - Kyle Moore
 Field Coach - Shawn McGill
 Athletic Trainer - Brian Guzman

Delmarva Shorebirds (Class-A)

Manager - Ryan Minor
 Pitching Coach - Justin Lord
 Hitting Coach - Buck Britton
 Athletic Trainer - Marty Brinker

Aberdeen IronBirds (Short-A)

Manager - Kevin Bradshaw
 Pitching Coach - Mark Hendrickson
 Field Coach - Ramon Sambo
 Athletic Trainer - Adrian Gonzalez

GCL Orioles (Rookie)

Manager - Carlos Tosca
 Pitching Coach - Wilson Alvarez
 Hitting Coach - Milt May
 Athletic Trainer - Gary Smith

DSL Orioles (Rookie)

Manager - Elvis Morel
 Pitching Coach - Dionis Pascual
 Outfield Coach - Benny Adames
 Hitting Coach - Ramon Caraballo
 First Base Coach - Ruben Francisco
 Field Coordinator - Miguel Jabalera
 Third Base Coach - Ramon Lubo
 Bullpen Coach - Robert Perez
 Athletic Trainer - Ludovino Alonzo
 Strength Coach - Anthony Adames

COACHING STAFF



Ron Johnson enters the 2017 season with 356 managerial wins in a Tides uniform, the most in franchise history.



RON JOHNSON MANAGER

DOB: 3/23/56 **Opening Day Age:** 61 **B/T:** R/R

Born: Long Beach, CA

Resides: Morrison, TN

MLB Career: 1982-84 (KC, MON)

First MLB Hit: 9/25/82@OAK (Double, Tom Underwood)

RON JOHNSON is in his sixth year as Norfolk’s manager, over which he has posted a 356-364 record. His 356 managerial victories with Norfolk are the most in franchise history, and he’s accumulated 1,617 wins over a 23-season minor league managing career. Johnson led the Tides to a division title in 2015 while being named the International League’s Manager of the Year – just the fifth skipper to win the award in franchise history. He also received the Cal Ripken Sr. Player Development Award from the Orioles in 2015, an award presented to a minor league staff member who exemplifies the qualities of the late Oriole who is regarded as the architect of “The Oriole Way.”

Through his first five years with Norfolk, Johnson has posted three winning campaigns (2012, 2013 and 2015) while upping his career managerial record over 22 seasons to 1,617-1,626. He was named by *Baseball America* as the Best Manager Prospect in the International League in 2014, and he’s managed 63 players that have gone on to become Major League All-Stars. He enters 2017 as the longest tenured manager in the International League, and he was chosen by fans as the manager on Norfolk’s 25-year All Harbor Park Team.

MOST MANAGERIAL WINS, TIDES FRANCHISE HISTORY

RON JOHNSON	356
Gary Allenson	284
Frank Verdi	282
Mike Cabbage	235
John Gibbons	227

Prior to joining the O’s system, Johnson served as the first base coach for the Boston Red Sox in 2010 and 2011. He managed in the Red Sox system from 2000-2009, a stint that included a playoff berth for Triple-A Pawtucket in 2008 after an 85-58 campaign.

Johnson was a coach in the Kansas City Royals system from 1986-91 before taking his first managerial job in 1992. He posted six winning seasons in eight years managing in the Royals organization, and he guided three clubs to the postseason: Baseball City (1992), Wichita (1995) and Omaha (1999). He was named the 1995 Texas League Manager of the Year after guiding Double-A Wichita to the playoffs.

While in high school, Johnson turned down football scholarships to UCLA and Fresno State, choosing instead to play baseball at Fresno State. He was a First Team All-American in 1978 before being selected in the 24th round of the 1978 draft. Johnson played in 22 Major League games over parts of three seasons with the Royals (1982-83) and Expos (1984), batting .261.

PERSONAL: Ronald David Johnson and his wife Daphne have five children (Savannah, Christopher, Christian, Cheyanne and Bridget). His son Chris has compiled a .275 career average with 63 home runs and 339 RBI over his first eight major league seasons.



TIDES MANAGERS TO WIN IL MANAGER OF THE YEAR

- Clyde McCullough - 1969
- Hank Bauer - 1972
- Joe Frazier - 1975
- Toby Harrah - 1995
- RON JOHNSON - 2015**

RON JOHNSON'S MANAGERIAL RECORD

YR	CLUB	LEAGUE	ORG.	W	L	.PCT	FINISH
1992*	Baseball City	Florida State (A)	Kansas City	71	60	.542	2nd/2nd
1993	Wilmington	Carolina (A)	Kansas City	74	65	.530	1st/4th
1994	Memphis	Southern (AA)	Kansas City	75	62	.548	2nd/3rd
1995*	Wichita	Texas (AA)	Kansas City	72	64	.529	4th/1st
1996	Wichita	Texas (AA)	Kansas City	70	70	.500	1st/3rd
1997	Wichita	Texas (AA)	Kansas City	64	76	.457	4th/3rd
1998	Omaha	Pacific Coast (AAA)	Kansas City	79	64	.552	2nd
1999*	Omaha	Pacific Coast (AAA)	Kansas City	81	60	.567	1st
2000	Sarasota	Florida State (A)	Boston	60	79	.432	6th/6th
2001	Sarasota	Florida State (A)	Boston	54	83	.394	6th/6th
2002	Trenton	Eastern (AA)	Boston	63	77	.450	5th
2003	Portland	Eastern (AA)	Boston	72	70	.514	3rd
2004	Portland	Eastern (AA)	Boston	69	73	.486	T-4th
2005	Pawtucket	International (AAA)	Boston	75	69	.521	T-2nd
2006	Pawtucket	International (AAA)	Boston	69	75	.479	5th
2007	Pawtucket	International (AAA)	Boston	67	75	.472	4th
2008*	Pawtucket	International (AAA)	Boston	85	58	.594	2nd
2009	Pawtucket	International (AAA)	Boston	61	82	.427	5th
2012	Norfolk	International (AAA)	Baltimore	74	70	.514	2nd
2013	Norfolk	International (AAA)	Baltimore	77	67	.535	2nd
2014	Norfolk	International (AAA)	Baltimore	65	79	.451	3rd
2015*	Norfolk	International (AAA)	Baltimore	78	66	.542	1st
2016	Norfolk	International (AAA)	Baltimore	62	82	.431	4th
TOTALS				1617	1626	.499	

* - Made postseason

MAJOR LEAGUE ALL-STARS RON JOHNSON HAS MANAGED (63)

Player	Team	Year	Player	Team	Year
Appier, Kevin	Omaha	1998	McLouth, Nate	Norfolk	2012
Arrieta, Jake	Norfolk	2009-10, 2012-13	Meek, Evan	Norfolk	2014
Arrojo, Rolando	Sarasota	2001	Montgomery, Jeff	Omaha	1999
Bell, Heath	Norfolk	2014	Moss, Brandon	Pawtucket	2007, 2008
Bones, Ricky	Omaha	1998	Moyer, Jamie	Norfolk	2012
Bottalico, Ricky	Pawtucket	2005	Neshek, Pat	Norfolk	2012
Brach, Brad	Norfolk	2014	Olerud, John	Pawtucket	2005
Britton, Zach	Norfolk	2012, 2013	Ortiz, David	Pawtucket	2008
Browning, Tom	Wichita	1995	Papelbon, Jonathan	Pawtucket	2005
Buchholz, Clay	Pawtucket	2007, 2008, 2009	Pedroia, Dustin	Pawtucket	2005, 2006
Byrd, Paul	Pawtucket	2009	Pena, Carlos	Pawtucket	2006
Cabrera, Everth	Norfolk	2015	Pendleton, Terry	Omaha	1998
Casey, Sean	Pawtucket	2008	Ramirez, Hanley	Portland	2004
Clayton, Royce	Pawtucket	2007	Roberts, Brian	Norfolk	2012, 2013
Colon, Bartolo	Pawtucket	2008	Rosado, Jose	Wichita	1996
Cone, David	Sarasota	2001	Saberhagen, Bret	Sarasota	2000, 2001
Conine, Jeff	Omaha	1998	Sanchez, Freddy	Sarasota, Trenton	2001, 2002
Damon, Johnny	Baseball City, Wichita	1992, 1995	Saunders, Joe	Norfolk	2014
Dye, Jermaine	Omaha	1998	Schilling, Curt	Pawtucket	2005, 2007
Ellsbury, Jacoby	Pawtucket	2007	Smoltz, John	Pawtucket	2009
Everett, Carl	Sarasota	2001	Spivey, Junior	Pawtucket	2007
Foulke, Keith	Pawtucket	2006	Sweeney, Mike	Wichita	1996
Gallardo, Yovani	Norfolk	2016	Tejada, Miguel	Norfolk	2012
Garcia, Freddy	Norfolk	2013	Tillman, Chris	Norfolk	2012
Gonzalez, Alex	Pawtucket	2006	Varitek, Jason	Pawtucket	2006
Jimenez, Ubaldo	Norfolk	2014	Wakefield, Tim	Pawtucket	2009
Jose, Felix	Memphis	1994	Wells, David	Pawtucket	2006
Jurrjens, Jair	Norfolk	2013	Wieters, Matt	Norfolk	2015
Lester, Jon	Pawtucket	2006, 2007	Willis, Dontrelle	Norfolk	2012
Lieber, Jon	Baseball City	1992, 1993	Wolf, Randy	Norfolk	2014
Lowell, Mike	Pawtucket	2008	Youkilis, Kevin	Trenton, Portland, Pawtucket	02, 03, 05, 09
Masterson, Justin	Pawtucket	2008			

RON JOHNSON'S MAJOR LEAGUE PLAYING CAREER

YR	CLUB	.AVG	G	AB	R	H	2B	3B	HR	RBI	BB	SO	SB
82	KANSAS CITY (AL)	.286	8	14	2	4	2	0	0	0	4	3	0
83	KANSAS CITY (AL)	.259	9	27	2	7	0	0	0	1	3	1	0
84	MONTREAL (NL)	.200	5	5	0	1	0	0	0	1	1	2	0
Major League Totals		.261	22	46	4	12	2	0	0	2	7	6	0





MIKE GRIFFIN

PITCHING COACH

DOB: 6/26/57 Opening Day Age: 59 B/T: R/R

Born: Colusa, GA Resides: Hawthorne, NJ

MLB Career: 1979-1989 (NYY, CHC, SD, BAL, CIN)

First MLB Win: 5/22/80 @ TOR

First MLB Strikeout: 9/17/79 @ CLE (Andre Thornton)

MIKE GRIFFIN is in his ninth season as the pitching coach in Norfolk. He's twice been presented with the Cal Ripken Sr. Player Development Award (in 2009 and 2010), and he led the Tides pitching staff to 1,120 strikeouts in 2016, a franchise record.

Prior to his time in the Orioles system, Griffin was as a coach in the Red Sox system for nine years, including serving as the pitching coach for Triple-A Pawtucket from 2003-07. During that time, he also served as a pitching coach alongside Tides manager Ron Johnson for three seasons (2005-07). Griffin was named as the International League's pitching coach for the 2004 Triple-A All-Star game. Before joining Pawtucket, Griffin served as the pitching coach for Double-A Trenton from 1999-2002 and he was named the American League pitching coach in the 1999 Double-A All-Star game.

He began his coaching career in the Cincinnati Reds system where he coached at various levels from 1990-1995. Four of his Reds teams won league championships: Charleston in 1990 (A), Chattanooga in 1992 (AA), and Indianapolis in 1994 and 1995 (AAA). Griffin spent parts of six seasons in the major leagues, pitching a total of 67 games for the New York Yankees, Chicago Cubs, San Diego Padres, Baltimore Orioles and Cincinnati Reds.

PERSONAL: Michael Leroy Griffin graduated from Woodland High School (CA) and was drafted by Texas in the third round of the 1976 amateur draft. In 1977, he went 17-9 with 19 complete games and 201 strikeouts in 209 innings for Class-A Asheville to earn Western Carolina League Pitcher of the Year honors. Three years later he won the James P. Dawson Award as the Yankees top rookie in spring training. Mike and his wife, Denise have two children (Kimberly and Brad).

COACHING CAREER

- 1990 Pitching Coach, Charleston Wheelers, South Atlantic League, A (Cincinnati Reds)
- 1991-92 Pitching Coach, Chattanooga Lookouts, Southern League, AA (Cincinnati Reds)
- 1993-95 Pitching Coach, Indianapolis Indians, American Association, AAA (Cincinnati Reds)
- 1996-98 Minor League Pitching Coordinator, Cincinnati Reds
- 1999-02 Pitching Coach, Trenton Thunder, Eastern League, AA (Boston Red Sox)
- 2003-07 Pitching Coach, Pawtucket Red Sox, International League, AAA (Boston Red Sox)
- 2008 Pitching Coach, Bowie Baysox, Eastern League, AA (Baltimore Orioles)
- 2009- Pitching Coach, Norfolk Tides, International League (Baltimore Orioles)



MIKE GRIFFIN'S MAJOR LEAGUE PLAYING CAREER

YR	CLUB	W-L	ERA	G	GS	CG	SHO	SV	IP	H	R	ER	BB	SO
79	NEW YORK (AL)	0-0	4.15	3	0	0	0	1	4.2	5	2	2	2	5
80	NEW YORK (AL)	2-4	4.83	13	9	0	0	0	54.0	64	36	29	23	25
81	NEW YORK (AL)	0-0	2.08	2	0	0	0	0	4.2	5	1	1	0	4
	CHICAGO (NL)	2-5	4.50	16	9	0	0	1	52.0	64	27	26	9	20
82	SAN DIEGO (NL)	0-1	3.48	7	0	0	0	0	10.2	9	4	4	3	4
87	BALTIMORE (AL)	3-5	4.36	23	6	1	0	1	74.1	78	39	36	33	42
89	CINCINNATI (NL)	0-0	12.46	3	0	0	0	0	4.1	10	6	6	3	1
Career Totals		7-15	4.60	67	24	1	0	3	203.2	235	115	104	73	101





SEAN BERRY

**HITTING
COACH**

DOB: 3/22/66 **Opening Day Age:** 51 **B/T:** R/R

Born: Santa Monica, CA **Resides:** Paso Robles, CA

MLB Career: 1990-2000 (KC, MON, HOU, MIL, BOS)

First MLB Hit: 9/18/90 @ MIN (double, Scott Erickson)

First MLB Home Run: 10/3/92 @ CHC (Jim Bullinger)

SEAN BERRY is in his third season with the Tides and the Orioles organization. He had previously served as the Minor League Hitting Coordinator for the San Diego Padres from 2011-2014.

Prior to his work with the Padres, Berry served as the Houston Astros hitting coach from 2006-2010. He began his coaching career in 2003 with Double-A Round Rock in the Astros organization, where he spent two seasons. He followed that up by serving as Houston's Minor League Hitting Coordinator from 2005-2006.

Berry was selected by the Kansas City Royals in the first round of the 1986 First-Year Player Draft, and he hit .272 (657-2413) with 81 home runs, 369 RBI and 310 runs scored in 860 games over 11 Major League seasons with the Royals (1990-91), Montreal Expos (1992-95), Astros (1996-98), Milwaukee Brewers (1999-2000) and Boston Red Sox (2000).

Berry appeared in the National League Division Series with the Astros in both 1997 and 1998. He was a member of the Astros original "Killer B's" alongside Jeff Bagwell, Craig Biggio and Derek Bell.

PERSONAL: Sean Robert Berry resides in Paso Robles, CA with his wife, Linda, son Tanner and daughter Madeline.

COACHING CAREER

- 2003-2004 Hitting Coach, Round Rock Express, Southern League, AA (Houston Astros)
- 2005-2006 Minor League Hitting Coordinator (Houston Astros)
- 2006-2010 Hitting Coach, Houston Astros
- 2011-2014 Minor League Hitting Coordinator (San Diego Padres)
- 2015- Hitting Coach, Norfolk Tides, International League (Baltimore Orioles)



SEAN BERRY'S MAJOR LEAGUE PLAYING CAREER

YR	CLUB	AVG.	G	AB	R	H	2B	3B	HR	RBI	BB	SO	SB
1990	KANSAS CITY (AL)	.217	8	23	2	5	1	1	0	4	2	5	0
1991	KANSAS CITY (AL)	.133	31	60	5	8	3	0	0	1	5	23	0
1992	MONTREAL (NL)	.333	24	57	5	19	1	0	1	4	1	11	2
1993	MONTREAL (NL)	.261	122	299	50	78	15	2	14	49	41	70	12
1994	MONTREAL (NL)	.278	103	320	43	89	19	2	11	41	32	50	14
1995	MONTREAL (NL)	.318	103	314	38	100	22	1	14	55	25	53	3
1996	HOUSTON (NL)	.281	132	431	55	121	38	1	17	95	23	58	12
1997	HOUSTON (NL)	.256	96	301	37	77	24	1	8	43	25	53	1
1998	HOUSTON (NL)	.314	102	299	48	94	17	1	13	52	31	50	3
1999	MILWAUKEE (NL)	.228	106	259	26	59	11	1	2	23	17	50	0
2000	MILWAUKEE (NL)	.152	32	46	1	7	2	0	1	2	4	13	0
2000	BOSTON (AL)	.000	1	4	0	0	0	0	0	0	0	2	0
Major League Totals		.272	860	2413	310	657	153	10	81	369	206	438	47





JOSE HERNANDEZ

**FIELD
COACH**

DOB: 7/14/69 **Opening Day Age:** 47 **B/T:** R/R

Born: Rio Piedras, PR **Resides:** Dorado, PR

MLB Career: 1991-2006 (TEX, CLE, CHC, ATL, MIL, COL, PIT, LAD, PHI)

First MLB Hit: 8/9/91 vs. MIL (single, Chris Bosio)

First MLB Home Run: 5/12/94 @ STL (Tom Urbani)

Jose Hernandez is in his fifth season as a Field Coach with Norfolk, where he primarily works with infielders and serves as the Third Base Coach. Hernandez began his coaching career in 2010 with the GCL Orioles, and he served as a coach with Class-A Delmarva in 2011 and Class-A Frederick in 2012.

Hernandez played in 1,587 major league games over a 15-year career from 1991-2006, playing for nine different teams (Chicago Cubs, Milwaukee Brewers, Pittsburgh Pirates, Cleveland Indians, Colorado Rockies, Philadelphia Phillies, Atlanta Braves, Los Angeles Dodgers and Texas Rangers). He was a National League All-Star with Milwaukee in 2002 and he belted 168 home runs over his career, the 17th-most in baseball history by a Puerto Rican born player.

Hernandez played every position in the major leagues except pitcher and catcher, and he played in five different postseason series over his career: 1998 NLDS with the Chicago Cubs, 1999 NLDS, NLCS and World Series with Atlanta, and the 2004 NLDS with the Dodgers.

PERSONAL: Jose Antonio (Figueroa) Hernandez attended Maestro Ladi High School in Vega Alta, PR. His Father-in-law is Orlando Gomez, who has served as a minor league manager in the Orioles organization since 2007.

COACHING CAREER

- 2010 Field Coach, GCL Orioles, R (Baltimore Orioles)
- 2011 Field Coach, Delmarva Shorebirds, South Atlantic League (Baltimore Orioles)
- 2012 Field Coach, Frederick Keys, Carolina League (Baltimore Orioles)
- 2013- **Field Coach, Norfolk Tides, International League (Baltimore Orioles)**



JOSE HERNANDEZ'S MAJOR LEAGUE PLAYING CAREER

YR	CLUB	AVG.	G	AB	R	H	2B	3B	HR	RBI	BB	SO	SB
91	TEXAS (AL)	.184	45	98	8	18	2	1	0	4	3	31	0
92	CLEVELAND (AL)	.000	3	4	0	0	0	0	0	0	0	2	0
94	CHICAGO (NL)	.242	56	132	18	32	2	3	1	9	8	29	2
95	CHICAGO (NL)	.245	93	245	37	60	11	4	13	40	13	69	1
96	CHICAGO (NL)	.242	131	331	52	80	14	1	10	41	24	97	4
97	CHICAGO (NL)	.273	121	183	33	50	8	5	7	26	14	42	2
98	CHICAGO (NL)	.254	149	488	76	124	23	7	23	75	40	140	4
99	CHICAGO (NL)	.272	99	342	57	93	12	2	15	43	40	101	7
	ATLANTA (NL)	.253	48	166	22	42	8	0	4	19	12	44	4
00	MILWAUKEE (NL)	.244	124	446	51	109	22	1	11	59	41	125	3
01	MILWAUKEE (NL)	.249	152	542	67	135	26	2	25	78	39	185	5
02	MILWAUKEE (NL)	.288	152	525	72	151	24	2	24	73	52	188	3
03	MILWAUKEE (NL)	.237	69	257	33	61	6	1	8	27	27	95	1
	CHICAGO (NL)	.188	23	69	6	13	3	1	2	9	3	26	0
03	PITTSBURGH (NL)	.223	58	193	19	43	9	1	3	21	16	56	1
04	LOS ANGELES (NL)	.289	95	211	32	61	12	1	13	29	26	61	3
05	CLEVELAND (AL)	.231	84	234	28	54	7	0	6	31	14	60	1
06	PITTSBURGH (NL)	.267	67	120	8	32	2	1	2	12	11	29	0
	PHILADELPHIA (NL)	.250	18	32	4	8	2	0	1	7	1	11	0
Career Totals		.252	1587	4618	623	1166	193	33	168	603	384	1391	41



MARK SHIRES

**ATHLETIC
TRAINER**

DOB: 10/8/76

Opening Day Age: 40

Born: New Orleans, LA

Resides: West Chester, PA

Mark Shires is in his 11th season as the Athletic Trainer for the Tides and his 19th with the Orioles organization. Shires has twice been named the International League's Trainer of the Year, picking up the honor in both 2009 and 2011. He has also been a September addition to the Orioles Major League Athletic Training Staff on numerous occasions.

Prior to working with the Tides, Shires served as the Athletic Trainer for the Bowie Baysox (2004-06), Frederick Keys (2001-03), the South Atlantic League champion Delmarva Shorebirds (2000), and the GCL Orioles (1999). He was twice named Athletic Trainer of the Year for the Carolina League, earning the honor 2001 and 2003.

Shires earned his Bachelor's Degree from West Chester University of Pennsylvania in 1998 and his Master's Degree in Exercise Science from California University of Pennsylvania in 2004. Shires also served as the Athletic Trainer for the Albuquerque Thunderbirds in the NBA D-League during the 2007-08 season. He is a certified member of the National Athletic Trainers Association. He spends his offseasons with his wife, Alison, in West Chester, PA, where he works with Optimum PT alongside Phil Donley, PT, ATC.



TREVOR HOWELL

**STRENGTH
COACH**

DOB: 6/11/83

Opening Day Age: 33

Born: Monterey, CA

Resides: Pacific Grove, CA

Trevor Howell is in his fourth year with the Tides and his fifth season with the Baltimore Orioles organization. He graduated from Sonoma St. University before obtaining his Masters at Fresno Pacific University. Prior to joining the Orioles organization, Howell played baseball and served as a Strength and Conditioning Coach in the German Professional League.

2017



PLAYERS





NATE ADCOCK

RHP

DOB: 2/25/88 Opening Day Age: 29 B/T: R/R

Height: 6-4 Weight: 235 Service Time: 2.032

Born: Elizabethtown, KY Resides: Radcliff, KY

Acquired: Signed by Baltimore as a minor league free agent, 2/24/16

First MLB Win: 4/30/11 vs. MIN

First MLB Strikeout: 4/27/11 @ CLE (Shelley Duncan)

Twitter: @NateAdcock58

GAME CAREER-HIGHS

Strikeouts: 9, 3x, last: 6/13/08 @ CLI

IP: 9.0, 4/17/09 @ LAN

Walks: 6, 2x, last: 4/26/08 vs. BEL

ER Allowed: 8, 6/28/09 vs. LE

2016 HIGHLIGHTS

- Did not play after undergoing Tommy John surgery on August 4, 2015

2015: Split the year between Triple-A Louisville and Cincinnati before undergoing season-ending surgery on his right elbow on August 4... Opened the year with Louisville, where he posted a team-high 11 saves and tied for the team lead with 17 games finished...His 11 saves ranked third in the International League when he had his contract selected by the Reds on June 7...Retired 10 of the first 13 batters he faced with Cincinnati and posted a 3.24 ERA in seven relief outings...Placed on the disabled list on July 30 and was transferred to the 60-day DL on August 19 with a torn ulnar collateral ligament in his right elbow.

2014: Made 18 relief appearances at Triple-A Round Rock and seven relief outings for the Texas Rangers...Began the year on Round Rock's disabled list after undergoing thoracic outlet surgery on March 13...Made his first appearance of the season on June 5...After 13 appearances, was promoted to Texas on July 24...Made each of his appearances for the Rangers between July 26 - August 13...Returned to Round Rock on August 14 and spent the rest of the season there.

2013: Split the season between Triple-A Omaha in the Kansas City system and Triple-A Reno in the Arizona system, going 8-6 with a 6.67 ERA in 19 games (seven starts)... Was a non-roster invitee to Kansas City's Major League Spring Training camp...On June 6, was designated for assignment and a week later was claimed off waivers by the Diamondbacks...Spent the rest of the season in Reno.

2012: Spent most of the season at Omaha, but made two starts and 10 relief appearances during six separate stints with the Royals...Lost both starts with Kansas City, but posted a 1.32 ERA as a reliever...At Omaha, ranked second on the staff in starts (18) and fourth in wins (eight).

2011: Spent the season on Kansas City's roster after he was selected from Pittsburgh in the Rule 5 Draft...Tossed a scoreless inning in his first career appearance, March 31 vs. the Los Angeles Angels...Earned his first MLB victory, April 30 vs. Minnesota...Earned his first MLB save in a 10-3 win vs. the Chicago White Sox, September 17...Pitched for Surprise in the Arizona Fall League following the season and was selected to participate in the Rising Stars Game.

2010: At Class-A Bradenton, ranked among the Florida State League leaders in wins (11, tied for second), starts (26, tied for sixth), innings pitched (141.1, ninth), and strikeouts (113, ninth)...Named a Florida State League midseason All-Star...Went 3-1 with a 2.23 ERA (9 ER, 36.1 IP) and 39 strikeouts in six May starts...Selected by the Royals in the Major League phase of the Rule 5 Draft, December 9.

2009: Combined to finish 8-9 with a 5.29 ERA in 28 games (23 starts) with Class-A High Desert in the Seattle system and Class-A Lynchburg in the Pirates organization...Acquired by the Pirates, along with SS Ronny Cedeno, C Jeff Clement, RHP Brett Lorin and RHP Aaron Pribanic, in exchange for SS Jack Wilson and RHP Ian Snell, July 29.

PERSONAL: Nathan Masler Adcock was signed by Baltimore as a minor league free agent on 2/24/16...Originally selected by Seattle in the 5th round of the 2006 draft...Attended North Hardin High School in Radcliff, KY, where he went 12-3 with 140 strikeouts as a senior...Named third-team All-American by the National Baseball Coaches' Association.

YR	Team	ORG	W-L	ERA	G	GS	CG	SV	IP	H	R	ER	HR	BB	SO
06	AZL Mariners (R)	SEA	0-2	3.31	10	6	0	0	35.1	33	21	13	1	16	31
07	Wisconsin (A)	SEA	2-8	3.70	17	16	0	0	87.2	85	60	36	7	38	66
	High Desert (A)	SEA	1-3	8.84	5	5	0	0	18.1	20	26	18	0	22	11
08	Wisconsin (A)	SEA	2-5	3.72	15	14	0	0	77.1	81	45	32	3	29	82
09	Lynchburg (A)	PIT	3-2	5.25	7	4	0	0	24.0	29	17	14	5	7	15
	High Desert (A)	SEA	5-7	5.29	21	19	1	0	102.0	103	72	60	10	54	71
10	Bradenton (A)	PIT	11-7	3.38	27	26	0	0	141.1	131	66	53	8	38	113
11	KANSAS CITY (AL)	KC	1-1	4.62	24	3	0	1	60.1	63	34	31	5	26	36
12	Omaha (AAA)	KC	8-6	5.53	19	18	0	0	99.1	116	67	61	5	30	60
	KANSAS CITY (AL)	KC	0-3	2.34	12	2	0	0	34.2	37	13	9	4	13	22
13	Omaha (AAA)	KC	3-4	7.09	10	9	0	0	47.0	65	42	37	10	23	28
	Reno (AAA)	ARI	5-2	6.38	16	10	0	0	66.1	74	50	47	5	27	41
14	Round Rock (AAA)	TEX	1-0	2.95	18	0	0	2	21.1	14	7	7	1	11	22
	TEXAS (AL)	TEX	0-0	4.50	7	0	0	0	10.0	11	5	5	2	5	9
15	Louisville (AAA)	CIN	0-2	2.96	22	0	0	11	24.1	23	11	8	0	7	20
	CINCINNATI (NL)	CIN	1-2	6.00	13	0	0	0	18.0	15	12	12	3	12	13
16	Did not pitch -- injured														
Minor League Totals			41-48	4.67	187	127	1	13	744.1	774	484	386	55	302	560
Major League Totals			2-6	4.17	56	5	0	1	123.0	126	64	57	14	56	80



DARIEL ALVAREZ RHP/OF

DOB: 11/7/88 **Opening Day Age:** 28 **B/T:** R/R
Height: 6-2 **Weight:** 180 **Service Time:** 0.045
Born: Camaguey, Cuba **Resides:** Hialeah, FL
Acquired: Signed by Baltimore as a non-drafted free agent, 7/24/13
First MLB Hit: 8/29/15 @ TEX (Double, Martin Perez)
First MLB Home Run: 9/11/15 vs. KC (Danny Duffy)
Twitter: @darielalvarez64

GAME CAREER-HIGHS

Hits: 5, 2x, last: 6/2/16 vs. PAW **RBI:** 6, 2x, last: 5/3/16 @ LOU
Runs: 4, 3x, last: 8/17/15 @ IND **Hitting Streak:** 20 games, 2016

2016 HIGHLIGHTS

- Spent the majority of the year with Norfolk, hitting .288 with four home runs, 38 doubles and 49 RBI in 130 games
- Led the International League with 38 doubles, the first Tide to lead the IL in doubles since Oscar Salazar had 42 in 2008
- His 38 doubles were the 4th-most in franchise history, trailing Oscar Salazar (42), Mark Carreon (41) & Matt Franco (40)
- Ranked 3rd in the IL with 151 hits, the 2nd-most by a Tide as an Orioles affiliate (trailing Mike Cervenak - 157 in 2007)
- Hit safely in 20 consecutive games from July 8 - August 4, the third-longest streak in the IL in 2016. Over that span, he hit .358 (29-81) with one home run (a grand slam), 10 doubles, eight RBI and a .381 OBP. The 20-game streak was tied for the 5th-longest in franchise history, just four games shy of the franchise mark (24-games, Gregg Jefferies in 1988)
- Led the International League with 524 at-bats and ranked 14th in the league with a .288 average
- Led IL outfielders with a .995 fielding percentage, committing one error in 215 total chances. Also had 13 outfield assists
- Tied a career-high with five hits in on June 2 vs. Pawtucket, one of just eight five-hit games in the IL in 2016
- Tied a career-high with six runs batted on May 3 at Louisville (4-5, 2B, 3 singles)
- Finished the season with 79 career doubles with Norfolk, fifth on the franchise list
- Since Norfolk became an Orioles affiliate, he ranks among career leaders in hits (1st, 344), doubles (1st, 79), at-bats (1st, 1209), games (2nd, 304), runs (3rd, 137) and RBI (3rd, 140)
- Hit walk-off single in 2-1 victory vs. Gwinnett on May 24th (game two of doubleheader)
- Had two stints with Baltimore in July, hitting .333 (1-3) with a double and one walk in two games

2015: Spent the majority of the season with Norfolk, batting .275 with 16 home runs, 24 doubles and 72 RBI in 130 G... Named to International League Midseason and Postseason All-Star Teams...Was first Norfolk outfielder named to IL Postseason All-Star Team since Alex Ochoa in 1995...Won Triple-A Home Run Derby in Omaha, becoming first Tide to win the contest since Ryan Thompson in 1993...Named to MiLB.com's Orioles organizational All-Star Team following the season...Ranked among IL leaders in at-bats (4th, 512), hits (5th, 141), total bases (7th, 217) and RBI (T-10th, 72)...Ranked among Orioles minor leaguers in home runs (4th, 16), RBI (4th, 73) and batting average (7th, .277)...Led Norfolk with 141 hits, the 4th-highest single season total since the Tides became an Orioles affiliate in 2007...His 16 home runs were tied for the 4th-most since Norfolk became an O's affiliate prior to 2007 season...Registered 10 outfield assists, tied for third-most in the International League...Had a 13-game hitting streak from August 13-25...Hit walk-off RBI single in a 4-3 win vs. Charlotte, July 10...Played in 130 of Norfolk's 131 games before having contract selected by Baltimore on August 28...Made MLB debut on August 28 at Texas, then picked up first two big league hits the next night at Texas...Hit first MLB home run on September 11 vs. Kansas City, a solo homer off the Royals' Danny Duffy...Hit .241 (7-29) with one home run and one RBI in 12 games with Baltimore...Entered 2015 season ranked as #5 prospect in Orioles system by *Baseball America*...Rated by *Baseball America* in their yearly Best Tools survey as having the Best Outfield Arm in the IL

2014: In 135 games between Bowie and Norfolk, hit .306 with 15 home runs, 37 doubles and 87 RBI...Tied for 15th in Minor League Baseball with 164 hits...Opened the season with the Baysox before joining the Tides after the All-Star break (July 17)...At the time of his promotion to Norfolk, he ranked among Eastern League leaders in hits (1st, 111), RBI (3rd, 68) and average (8th, .309)...Named to the Eastern League midseason and postseason All-Star Teams...Represented the Orioles in the MLB Futures Game, going 0-for-2 in the contest for the World Team during the All-Star festivities in Minnesota...Put together a career-high 17-game hitting streak with Norfolk from August 11-28, a stretch that was tied for the fourth-longest in the International League in 2014...Ranked among Orioles minor leaguers in home runs (T-2nd, 15), RBI (2nd, 87) and batting average (5th, .306)... Hit safely in 37 of 44 games with Norfolk after his promotion.

2013: Spent first professional season in the United States, batting .342 with four home runs and 10 RBI in 22 games between three different levels in the Orioles system...Appeared in 19 games for Surprise of the Arizona Fall League, batting .239/.268/.313 with nine RBI.

PERSONAL: Darriel Alvarez was signed by Baltimore as a non-drafted free agent on July 24, 2013...Before being signed by Baltimore, he played professionally with Camaguey in Cuba for five seasons, batting .297 with 37 home runs and 180 RBI... After defecting to Mexico in 2012, hit .317/.355/.464 for Tuxpan of the Mexican League...Chosen by fans as an outfielder on the Norfolk's All Harbor Park Team, celebrating the best players since Harbor Park was built in 1993.

YR	Team	ORG	AVG	G	AB	R	H	2B	3B	HR	RBI	BB	SO	SB	OBP
13	GCL Orioles (R)	BAL	.444	3	9	2	4	2	1	1	2	1	1	0	.500
	Frederick (A)	BAL	.436	10	39	5	17	2	0	2	7	2	1	1	.463
	Bowie (AA)	BAL	.194	9	31	2	6	0	0	1	1	1	9	0	.219
14	Bowie (AA)	BAL	.309	91	359	52	111	20	1	14	68	13	35	7	.332
	Norfolk (AAA)	BAL	.301	44	173	23	52	17	2	1	19	8	27	1	.328
15	Norfolk (AAA)	BAL	.275	130	512	61	141	24	2	16	72	16	63	7	.305
	Frederick (A)	BAL	.313	5	16	2	5	1	1	0	1	3	3	1	.421
	BALTIMORE (AL)	BAL	.241	12	29	3	7	1	0	1	1	2	8	0	.290
16	BALTIMORE (AL)	BAL	.333	2	3	0	1	1	0	0	0	1	0	0	.500
	Norfolk (AAA)	BAL	.288	130	524	53	151	38	0	4	49	28	80	7	.324
	Minor League Totals		.293	422	1663	200	487	104	7	39	219	72	219	24	.324
	Major League Totals		.250	14	32	3	8	2	0	1	1	3	8	0	.314



PEDRO ALVAREZ IF/OF

DOB: 2/6/87 Opening Day Age: 30 B/T: L/R

Height: 6-3 Weight: 250 Service Time: 6.085

Born: Santo Domingo, DR Resides: Nashville, TN

Acquired: Re-signed by Baltimore as a minor league free agent, March 12, 2017

First MLB Hit: 6/9/10 @ CLE (double, David Huff)

First MLB Home Run: 7/3/10 vs. PHI (Kyle Kendrick)

Twitter:

GAME CAREER-HIGHS

Hits: 4, 6x, last: 8/27/13 vs. MIL

Runs: 3, 10x, last: 4/4/14 vs. STL

RBI: 7, 6/13/09 @ KIN

Hitting Streak: 12 games (2013)

2016 HIGHLIGHTS

- Spent the year with Baltimore, hitting .249 with 22 home runs, 20 doubles and 49 RBI in 109 games
- Was one of six Orioles to hit 20 home runs (Chris Davis, Adam Jones, Manny Machado, Jonathan Schoop Mark Trumbo)
- Hit 21 of his 22 home runs against right-handed pitching, as he hit .251/.326/.522 against right-handers
- Registered a walk-off sacrifice fly on May 5 vs. New York, his four career walk-off RBI
- Had three multi-homer games, including a three-hit, five RBI contest on June 21 vs. San Diego
- Hit six homers over a five-game span from July 30-August 5, the most homers he's hit in a five-game span in his career
- Registered two Eutaw Street home runs: May 8 vs. Oakland and September 2 vs. the New York Yankees
- Over his final 73 games, he hit .266 (61-229) with 12 doubles, 19 home runs, 37 RBI and 36 runs scored
- Ended the year with 133 home runs since the beginning of 2012, tied for the 19th-most in Major League Baseball
- Was on Baltimore's American League Wild Card Game roster but did not appear in the contest

2015: Spent the season with Pittsburgh, hitting .243 with 27 home runs, 18 doubles and 77 RBI in 150 games...Was his first MLB season playing primarily first base...Ranked seventh among NL first basemen in starts (119) and first in errors (23)...Made his fifth straight Opening Day start - his first at first base...Became the first Pittsburgh player since Jeff King in 1995-96 to start at first base on Opening Day one season after doing so at third base the year prior...His 27 home runs lead the Pirates and ranked 10th in the National League...Hit 22 of his 27 home runs with the bases empty and 24 of his 27 homers against right-handed pitching...Had walk-off singles on July 6 vs. San Diego and August 7 vs. the Los Angeles Dodgers...Started for Pittsburgh in the National League Wild Card Game vs. the Chicago Cubs.

2014: Made his fourth straight Opening Day start at third base; the longest streak by a Pirates player since Aramis Ramirez from 2000-2003...Hit a game-tying, two-run homer off Toronto's Sergio Santos in the ninth inning on 5/2 at PNC Park...Had season-high four RBI on 5/5 vs. San Francisco...omered twice on 8/23 at Milwaukee and tied season high with four RBI...Was diagnosed with a stress reaction of the 4th metatarsal in his left foot on 9/10 and missed remainder of the season.

2013: Shared the NL lead in home runs (36) with Arizona's Paul Goldschmidt; the first Pittsburgh player to win the NL home run crown (either tied or outright) since Willie Stargell in 1973...Named to his first NL All-Star team and participated in the Home Run Derby; hit six in the first round and did not advance...Won Silver Slugger Award...Set club record for most home runs hit by a third baseman (previous high was 34 by Aramis Ramirez in 2001)...Hit 24 home runs prior to the All-Star break, joining Hall-of-Famers Willie Stargell (30 in 1971 and 1973) and Ralph Kiner (24 in 1950) as the only Pittsburgh players to hit as many as 24 homers prior to the break...Averaged a home run every 15.5 at bats; the best ratio in the league...Tied for fifth in the NL in RBI and ranked sixth in RBI/per at bat ratio (5.6)...Became the first Pittsburgh third baseman to hit 30 or more home runs in back-to-back seasons...Homered in four straight games from 6/20-23...Led NL third basemen in games (150), starts (148), assists (359) and total chances (458)...Established an MLB record by recording at least one RBI in each of his first six career playoff games...Hit .300 (6-20) with three home runs and seven RBI in his six postseason games.

Career Highlights: Ranks 13th in Pirates franchise history with 131 home runs...Ranked 2nd in the NL (and 4th in MLB) with 30 home runs in 2012...Hit a 19th inning home run at St. Louis on 8/19/12...Had an RBI in seven straight games as a rookie, 8/4-11/10...Named NL Rookie of the Month, September, 2010...Represented U.S. in 2009 Futures Game...Named Pirates top prospect prior to 2009 and 2010 seasons.

PERSONAL: Pedro Manuel Álvarez was re-signed by Baltimore as a minor league free agent on 3/12/17...Originally chosen by Pittsburgh in the 1st round (2nd overall) of the 2008 draft...Was selected by Boston in the 14th round of the 2005 draft but did not sign...Is a 2005 graduate of Horace Mann High School in Riverdale, NY, where he was the Gatorade and Louisville Slugger New York High School Player of the Year his senior season...Holds the Horace Mann HS career records in batting average, home runs, RBI, slugging percentage, walks and on-base percentage...Compiled a .349 batting average, 51 doubles, 49 home runs and 162 RBI in 170 games during his three seasons at Vanderbilt (2006-08)...Named the 2006 Freshman of the Year by *Baseball America*, and helped the Commodores capture the 2008 SEC championship...His wife, Keli, is the daughter of former San Diego Padres manager and current Milwaukee Brewers bench coach Pat Murphy.

YR	Team	ORG	AVG	G	AB	R	H	2B	3B	HR	RBI	BB	SO	SB	OBP
09	Lynchburg (A)	PIT	.247	66	243	38	60	14	1	14	55	37	70	1	.342
	Altoona (AA)	PIT	.333	60	222	42	74	18	0	13	40	34	59	1	.419
10	Indianapolis (AAA)	PIT	.277	66	242	42	67	15	4	13	53	32	68	4	.363
	PITTSBURGH (NL)	PIT	.256	95	347	42	89	21	1	16	64	37	119	0	.326
11	GCL Pirates (R)	PIT	.000	1	1	0	0	0	0	0	0	0	0	0	.000
	Bradenton (A)	PIT	.188	6	16	2	3	0	0	1	2	3	5	0	.381
	Indianapolis (AAA)	PIT	.256	35	125	16	32	5	1	5	19	22	42	0	.365
	PITTSBURGH (NL)	PIT	.191	74	235	18	45	9	1	4	19	24	80	1	.272
12	PITTSBURGH (NL)	PIT	.244	149	525	64	128	25	1	30	85	57	180	1	.317
13	PITTSBURGH (NL)	PIT	.233	152	558	70	130	22	2	36	100	48	186	2	.296
14	PITTSBURGH (NL)	PIT	.231	122	398	46	92	13	1	18	56	45	113	8	.312
15	PITTSBURGH (NL)	PIT	.243	150	437	60	106	18	0	27	76	48	131	2	.320
16	BALTIMORE (AL)	BAL	.249	109	337	43	84	20	0	22	49	37	97	1	.322
	Minor League Totals		.278	234	849	140	236	52	6	46	169	128	244	6	.372
	Major League Totals		.238	851	2837	343	674	128	6	153	449	296	906	15	.311





ROBERT ANDINO IF

DOB: 4/25/84 Opening Day Age: 32 B/T: R/R

Height: 5-11 Weight: 185 Service Time: 5.018

Born: Miami, FL Resides: Miami, FL

Acquired: Signed by Baltimore as a minor league free agent, February 6, 2017

First MLB Hit: 9/17/05 vs. PHI (double, Vicente Padilla)

First MLB Home Run: 4/1/08 vs. NYM (Matt Wise) (walkoff)

Twitter:

GAME CAREER-HIGHS

Hits: 5, 8/21/08 vs. NOZ

RBI: 5, 6/8/10 vs. GWN

Runs: 3, 18x, last: 7/15/16 vs. FRE

Hitting Streak: 22 games, 2004

2016 HIGHLIGHTS

- Spent most of the season with Triple-A New Orleans in the Miami system, hitting .267 with 13 home runs and 46 RBI
- Ranked among Zephyrs leaders in hits (T-2nd, 112), home runs (3rd, 13), doubles (T-3rd, 24) and RBI (3rd, 46)
- Batted .340 (36-106) with six home runs, 18 RBI and a .397 on-base percentage against left-handed pitching
- Had two multi-homer games: June 23 at Omaha (3-5, 4 RBI) and July 15 vs. Fresno (3-5, 3 RBI)
- Appeared as the leadoff batter in 45 games, batting .298 (53-178) with seven home runs, 23 RBI and a .359 OBP
- Had four consecutive multi-hit games from May 17-21, over which he hit .579 (11-19) with two home runs and six RBI
- Registered 31 multi-hit games, including a season-high four hits on May 20 at Albuquerque (4-5, HR, 3B, 3 RBI, 2 R)
- Had his contract selected by Miami on August 14 and appeared in 13 games with the Marlins, batting .292 with one RBI
- Between New Orleans & Miami, appeared at shortstop (84 G), second base (14 G), left field (11 G) and center field (3 G)
- Designated for assignment by Miami on September 15, and released by the Marlins on September 20

2015: Played for the Independent Atlantic League's Somerset Patriots, batting .248 (115-463) with four home runs, 30 doubles and 56 RBI in 123 games...His 30 doubles ranked 5th in the Atlantic League.

2014: Spent all season with Triple-A Indianapolis in the Pirates system...Registered 21 multi-hit games, including two games with four hits...Went 4-for-6 with two home runs and four RBI, July 19 at Columbus...His 92 hits ranked third on the club, while he ranked sixth on the team with 50 runs scored.

2013: Split season between the Seattle and Pittsburgh organizations; was a member of Seattle's Opening Day roster...Was designated for assignment by Seattle on 5/24 and outrighted to Triple-A Tacoma on 5/27...Was acquired by the Pirates on 7/31 and assigned to Triple-A Indianapolis...Hit .395 (17-for-43) during a 10-game hitting streak (8/6-17).

CAREER: Appeared in all six of Baltimore's playoff games in 2012, hitting .417 (5-12) with one double as the Orioles beat the Rangers in the A.L. Wild Card Game before dropping the ALDS to the New York Yankees...Traded by Baltimore to Seattle for OF Trayvon Robinson, 11/20/12...Hit walk-off single 9/28/11 vs. Boston which - combined with Evan Longoria's home run three minutes later in Tampa Bay - eliminated the Red Sox from the Wild Card race...Hit his first career inside-the-park home run on 9/26/11 vs. Boston off Josh Beckett - the first by an Oriole at Camden Yards...Traded by Florida to Baltimore for RHP Hayden Penn, 4/1/09...His first MLB homer was a walk-off home run in a 10-inning, 5-4 win, 4/1/08 vs. NYM (Matt Wise)...Established franchise records at Albuquerque for at-bats (598) and triples (13) in 2007...Named shortstop for 2007 Topps/Minor League Baseball Triple-A All-Star Team, honored as midseason and postseason PCL All-Star - led PCL with 13 triples, and tied for 3rd with 166 hits...Represented Albuquerque in 2006 Triple-A All-Star Game.

PERSONAL: Robert Lazaro Andino was signed by Baltimore as a minor league free agent on 2/6/17...Originally selected by Florida in the 2nd round of the 2002 draft...Attended Miami Southridge High School in Miami, FL, the same school that produces longtime Minnesota outfielder Shannon Stewart.

YR	Team	ORG	AVG	G	AB	R	H	2B	3B	HR	RBI	BB	SO	SB	OBP
02	GCL Marlins (R)	FLA	.259	9	27	2	7	0	0	0	2	5	6	3	.364
	Jamestown (A)	FLA	.167	9	36	2	6	1	1	0	3	1	9	1	.189
03	Greensboro (A)	FLA	.188	119	416	45	78	17	2	2	27	46	128	6	.266
04	Jupiter (A)	FLA	.281	49	196	18	55	7	2	0	15	7	43	6	.304
	Greensboro (A)	FLA	.281	76	295	27	83	10	1	8	46	18	83	9	.321
05	Carolina (AA)	FLA	.269	127	516	63	139	30	0	5	48	37	111	22	.324
	FLORIDA (NL)	FLA	.159	17	44	4	7	4	0	0	1	5	8	1	.245
06	Albuquerque (AAA)	FLA	.255	120	498	70	127	18	6	8	46	33	100	13	.303
	FLORIDA (NL)	FLA	.167	11	24	0	4	1	0	0	2	1	6	1	.185
07	Albuquerque (AAA)	FLA	.278	142	598	85	166	25	13	13	50	40	129	21	.322
	FLORIDA (NL)	FLA	.385	7	13	0	5	1	0	0	0	0	2	0	.385
08	Albuquerque (AAA)	FLA	.287	43	181	28	52	14	3	6	26	18	31	9	.356
	FLORIDA (NL)	FLA	.206	44	63	7	13	2	0	2	9	4	23	0	.254
09	BALTIMORE (AL)	BAL	.222	78	198	31	44	7	0	2	10	15	47	3	.274
10	Norfolk (AAA)	BAL	.264	132	546	72	144	30	4	13	76	29	110	16	.302
	BALTIMORE (AL)	BAL	.295	16	61	6	18	4	0	2	6	3	13	1	.333
11	BALTIMORE (AL)	BAL	.263	139	457	63	120	22	0	5	36	41	83	13	.327
12	Norfolk (AAA)	BAL	.333	2	9	1	3	0	0	0	2	1	1	0	.400
	BALTIMORE (AL)	BAL	.211	127	384	41	81	13	1	7	28	37	100	5	.283
13	SEATTLE (AL)	SEA	.184	29	76	5	14	4	0	0	4	7	27	0	.253
	Tacoma (AAA)	SEA	.229	44	153	17	35	5	1	3	12	12	38	2	.281
	Indianapolis (AAA)	PIT	.302	25	96	7	29	8	0	0	9	5	20	0	.330
14	Indianapolis (AAA)	PIT	.217	109	424	50	92	15	2	7	42	25	85	1	.260
16	New Orleans (AAA)	MIA	.267	108	419	52	112	24	2	13	46	30	111	8	.319
	MIAMI (NL)	MIA	.292	13	24	2	7	0	0	0	1	0	4	0	.292
	Minor League Totals		.256	1114	4410	539	1128	204	37	78	450	307	1005	117	.305
	Major League Totals		.233	481	1344	159	313	58	1	18	97	113	313	24	.294



JAYSON AQUINO LHP

DOB: 11/22/92 Opening Day Age: 24 B/T: L/L

Height: 6-1 Weight: 225 Service Time: 0.034

Born: San Pedro de Macoris, DR Resides: San Pedro de Macoris, DR

Acquired: Trade with St. Louis, in exchange for cash considerations, 4/7/16

First MLB Win:

First MLB Strikeout: 9/12/16 @ BOS (Travis Shaw)

Twitter:

GAME CAREER-HIGHS

Strikeouts: 13, 2x, last: 7/6/12 vs DSL Cubs

IP: 9.0, 5x, last: 8/14/2014 vs BAK

Walks: 6, 8/31/2014 vs. SPR

ER Allowed: 9, 6/11/2014 @ BAK

2016 HIGHLIGHTS

- Spent the majority of the season with Double-A Bowie before late season promotions to Norfolk and Baltimore
- Made 20 appearances (19 starts) with Bowie, going 5-10 with a 3.90 ERA
- Turned in at least 6.0 innings in 16 of his 19 starts, including two 8.0-inning performances (5/31 @ RIC, 7/19 @ BIN)
- Named Eastern League Pitcher of the Week from 5/30 - 6/5 after going 2-0 with 15.0 shutout innings over two starts
- Posted a 2.25 ERA (8 ER, 32.0 IP) with 27 strikeouts and a .214 opposing average through five starts in June
- Recalled to Baltimore and made MLB debut on July 4 @ LAD, retiring first two batters he faced (Chase Utley & Corey Seager)
- Optioned back to Bowie on July 7, starting six more games with the Baysox before an August 15th promotion to Norfolk
- Made Triple-A debut, August 16 at Scranton/WB, allowing one run over 3.0 innings of relief
- Went 2-0 with a 2.08 ERA in five relief outings with the Tides, striking out 12 and walking three in 13.0 innings pitched
- Recalled to Baltimore on September 2 and made two appearances with the Orioles in September
- Registered first big league strikeout, September 12 at Boston (Travis Shaw)

2015: Played for three different teams during the season, making a career-high 24 starts between Dunedin (5), Bradenton (13) and Lynchburg (6)...Combined to go 5-11 with a 3.28 ERA over a career-high 137.1 innings...Allowed two runs or less in 16 of 24 starts, including 11 Quality Starts...Ranked 16th among all Advanced-A level pitchers with a 3.28 ERA and tied for 20th with 137.1 innings pitched.

2014: Split the season between Modesto and Tulsa in the Colorado system, going 5-10 with a 5.13 ERA in 18 starts...Struck out a career-high 11 batters twice (June 20 at High Desert and August 8 at Stockton)...Made eight starts of 6.0 innings or more, including seven Quality Starts...Tossed a 9.0-inning complete game vs. Bakersfield on August 14, allowing four 1st inning runs before finishing with eight scoreless innings...Was 2-0 with a 3.38 ERA in four starts for Salt River in the Arizona Fall League.

2013: Split the year between Tri-City and Asheville, going 0-10 with a 4.34 ERA in 15 games (14 starts)...Struck out a season-high nine batters vs. Hickory (8/21)...Made six starts of 6.0 innings or more at Asheville, including five Quality Starts...Made one relief appearance - his first relief appearance as a pro - when he hurled 5.0 innings vs. Augusta on September 1...Rated as the No. 9 prospect in the Rockies organization by *Baseball America*.

2012: Split the season between the DSL and Grand Junction (SS-R) of the Pioneer League...Went 10-1 with a 1.66 ERA over 108.1 innings pitched, establishing career highs in both categories...Ranked among DSL leaders in ERA (10th, 1.52), WHIP (3rd, 0.83), strikeouts/9 IP (3rd, 10.25) and fewest baserunners/9 IP (4th, 7.75)...Made one start in the Pioneer League postseason, taking a no-decision as he matched his career-best with eight strikeouts over 4.1 innings.

2011: Ranked among the DSL league leaders in ERA (3rd, 1.30), strikeouts (T-4th, 80), complete games (T-1st, 3), innings pitched (1st, 89.2), opponent BA (4th, .175), WHIP (5th, 0.86), fewest baserunners/9 IP (4th, 8.23) and wins (T-6th, 8).

2010: Made 12 starts as a 17-year old for the Rockies Dominican Summer League entry...Named a mid-season DSL All-Star...Threw a 9.0-inning no-hitter in his sixth professional start vs. DSL Padres (7/5), striking out five...Posted six scoreless starts of 5.0 or more innings...Ranked among DSL league leaders in ERA (3rd, 1.02), complete games (T-1st, 2), WHIP (1st, 0.71), opponent batting average (3rd, .161) and fewest baserunners/9 IP (4th, 7.30)...Did not allow a home run to 235 total batters faced during the season

PERSONAL: Jayson Julio (Felix) Aquino was acquired by Baltimore from St. Louis, in exchange for cash considerations, on 4/7/16...Originally signed by Colorado as an international free agent in 2009...Traded by Colorado to Toronto for LHP Tyler Ybarra, 2/4/15...Traded from Toronto to Pittsburgh in exchange for cash considerations, 5/10/15...Traded from Pittsburgh to Cleveland in exchange for cash considerations, 7/29/15...Claimed off waivers from Cleveland by St. Louis, 12/10/15.

YR	Team	ORG	W-L	ERA	G	GS	CG	SV	IP	H	R	ER	HR	BB	SO
10	DSL Rockies (R)	COL	4-3	1.02	12	12	2	0	61.2	35	10	7	0	9	59
11	DSL Rockies (R)	COL	8-2	1.30	14	14	3	0	89.2	55	21	13	1	22	80
12	DSL Rockies (R)	COL	6-1	1.52	9	9	2	0	65.0	45	12	11	1	9	74
	Grand Junction (R)	COL	4-0	1.87	7	7	0	0	43.1	32	13	9	2	11	36
13	Tri-City (A)	COL	0-1	3.13	4	4	0	0	23.0	21	8	8	1	5	16
	Asheville (A)	COL	0-9	4.78	11	10	0	0	64.0	66	40	34	4	21	57
14	Modesto (A)	COL	5-10	5.40	16	16	1	0	95.0	113	66	57	7	30	74
	Tulsa (AA)	COL	0-0	3.00	2	2	0	0	12.0	9	4	4	0	8	9
15	Dunedin (A)	TOR	2-2	2.81	5	5	0	0	25.2	27	10	8	2	6	16
	Bradenton (A)	PIT	2-6	3.78	13	13	0	0	78.2	77	39	33	5	19	50
	Lynchburg (A)	CLE	1-3	2.45	6	6	0	0	33.0	31	9	9	1	5	20
16	Bowie (AA)	BAL	5-10	3.90	20	19	1	0	115.1	130	55	50	7	33	77
	Norfolk (AAA)	BAL	2-0	2.08	5	0	0	0	13.0	12	3	3	0	3	12
	BALTIMORE (AL)	BAL	0-0	0.00	3	0	0	0	2.1	1	0	0	0	0	3
Minor League Totals			39-47	3.08	124	117	9	0	719.1	653	290	246	31	181	580
Major League Totals			0-0	0.00	3	0	0	0	2.1	1	0	0	0	0	3





BRANDON BARKER RHP

DOB: 8/20/92 Opening Day Age: 24 B/T: R/R

Height: 6-3 Weight: 210 Service Time: 0.000

Born: Panama City, Panama Resides: Woodstock, GA

Acquired: Trade with Atlanta, along with LHP Trevor Belicek, in exchange for LHP Brian Matusz and a draft pick, 5/24/16

First MLB Win:

First MLB Strikeout:

Twitter:

GAME CAREER-HIGHS

Strikeouts: 10, 7/22/16 vs. ERI
Walks: 5, 8/21/14 vs. SAV

IP: 8.0, 6/27/16 @ HAR
ER Allowed: 7, 7/15/16 vs. RIC

2016 HIGHLIGHTS

- Split the season between Double-A Mississippi and Double-A Bowie, going 8-9 with a 3.90 ERA in 27 games (25 starts)
- Opened the year in the Braves system, going 3-2 with a 2.00 ERA in nine games (eight starts) for Mississippi
- Held Southern League batters to a .217 average, including a .192 average in four road starts
- Allowed two earned runs or less in eight of his nine appearances with the M-Braves
- Traded to Baltimore on 5/24 and joined Bowie, winning his first game with the Baysox in his first start (5/29 vs. Altoona)
- Went 3-1 with a 2.97 ERA (11 ER, 33.1 IP) and 17 strikeouts over five starts with Bowie in June
- Threw a career-high 8.0 innings in a win at Hartford on 6/27, allowing one run on four hits while striking out four
- Struck out a career-high 10 batters over 6.0 innings of a no-decision on 7/22 vs. Erie
- With Bowie, held opposing batters to a .108 average (4-37) with runners in scoring position and two outs

2015: Named Braves Organizational Pitcher of the Year at High-A Carolina...Led all Braves farmhands in wins (12) and strikeouts (109)...Ranked third among Braves farmhands in innings pitched (146.2), tied for eighth in starters ERA (3.25) and was ninth in starters WHIP (1.25)...Spent the first two months of the season at Rome (3-4, 3.48) before moving up to High-A Carolina (8-5, 3.00)...Posted his best numbers in June (3-1, 2.94 ERA) and August (3-2, 2.92 ERA), making six starts each month...Named Pitcher of the Month (June) at Carolina...Held batters to a .194 batting average with RISP/2 outs.

2014: Spent the majority of the year with Class-A Rome, going 5-2 with a 3.93 ERA in 12 games (five starts)...His five wins tied for second with the R-Braves...As a reliever, went 5-0 with a 2.70 ERA in nine appearances.

PERSONAL: Brandon Nicholas Barker was acquired by the Orioles from the Atlanta Braves, along with LHP Trevor Belicek, in exchange for LHP Brian Matusz and a competitive balance draft pick (76th overall) on 5/24/16...Originally selected by Atlanta in the 16th round of the 2014 draft out of Mercer University...Studied engineering at Mercer, where he was the 2013 Atlantic Sun Conference Scholar Athlete of the Year...Named as an A-Sun All-Freshman selection, and was a 2013 A-Sun All-Conference second team member...Graduated from Etowah High School (GA), where he helped lead the Titans to back-to-back 5-AAAAA Regional Championships during his junior and senior seasons...Graduated from high school with a perfect 4.0 grade point average.

YR	Team	ORG	W-L	ERA	G	GS	CG	SV	IP	H	R	ER	HR	BB	SO
14	Danville (R)	ATL	0-0	0.00	2	0	0	0	2.0	2	0	0	0	0	2
	Rome (A)	ATL	5-2	3.93	12	5	0	0	34.1	39	16	15	1	12	32
15	Rome (A)	ATL	3-4	3.48	8	8	0	0	41.1	43	21	16	2	13	35
	Carolina (A)	ATL	8-5	3.00	17	17	0	0	96.0	90	35	32	5	24	64
	Gwinnett (AAA)	ATL	1-1	4.82	2	2	0	0	9.1	9	6	5	0	4	10
16	Mississippi (AA)	ATL	3-2	2.00	9	8	0	0	45.0	35	10	10	3	12	40
	Bowie (AA)	BAL	5-7	4.75	18	17	0	0	100.1	109	57	53	14	33	68
	Minor League Totals		25-21	3.59	68	57	0	0	328.1	327	145	131	25	98	251



ANDREW BELLATTI RHP

DOB: 8/5/91 **Opening Day Age:** 25 **B/T:** R/R
Height: 6-1 **Weight:** 190 **Service Time:** 0.072
Born: San Diego, CA **Resides:** La Mesa, CA
Acquired: Signed by Baltimore as a minor league free agent, 3/14/17
First MLB Win: 5/9/15 vs. TEX
First MLB Strikeout: 5/9/15 vs. TEX (Shin-Soo Choo)
Twitter:

GAME CAREER-HIGHS

Strikeouts: 8, 7/1/11 vs. BRK **IP:** 6.0, 8x, last: 88/24/11 vs. VER
Walks: 5, 7/23/11 vs. MV **ER Allowed:** 6, 2x, last: 6/20/11 vs. SI

2016 HIGHLIGHTS

- Split the year between Durham, Montgomery and Charlotte in the Tampa Bay system, posting a 6.91 ERA in 13 games
 - Opened the season with Durham, posting an 8.44 ERA with 10 strikeouts in six games (5.1 innings pitched)
 - Placed on Durham's disabled list on May 1 (right shoulder injury)
 - Designated for assignment by Tampa Bay on June 24; outrighted to Durham on June 28
 - Made three rehab appearances with Class-A Charlotte from June 30 - July 5 before joining Double-A Montgomery
 - Appeared in four games with Montgomery from July 8-17 before being placed on the DL for rest of year (shoulder)
- 2015:** Appeared in 17 games over four stints with the Rays after his selection from Triple-A Durham on May 9...Was up with the Rays from May 9-17, June 1-6, June 9-July 11 and Sep 8--season's end...Also spent time on the disabled list (June 10-July 8) with right shoulder tendinitis...Made his major league debut vs. Texas the night he was selected, with 3.1 scoreless innings...Became the 10th Ray to win his major league debut, and third to do so as a reliever (first since Doug Waechter on 8/23/03 at SEA)...Was the first Ray to get the win in a relief appearance of 3.0 IP or more in his major league debut...13 of his 17 appearances were scoreless, including six straight from September 19-27...Carried a 1.19 ERA (3 ER, 22.2 IP) into his final appearance, before allowing three earned runs on October 2 vs. Toronto...On June 5 at Seattle, became the first player in club history to record two wins in his first four career appearances, all in relief.
- 2014:** Spent the entire season with Double-A Montgomery...Recorded a career-high 46 appearances, six saves and 23 games finished...Compiled 80 strikeouts, tied for the team lead among relievers.
- 2013:** Split the season between Class-A Charlotte and Montgomery...Opened the year with the Stone Crabs and made just two appearances before a promotion to the Biscuits...Allowed at least three runs in six of 14 outings with Montgomery and on June 9 was returned to Charlotte, where he spent the remainder of the season.
- 2012:** Made one start in 2012 but transitioned full time to a relief role with Class-A Bowling Green...Threw a career-high 91 innings and registered a career-best 99 strikeouts, most among Hot Rods relievers.
- 2011:** Spent the full season with Short-A Hudson Valley, starting 13 of his 15 outings...Finished with a 2.63 ERA, the 7th-lowest mark in the New York-Penn League and 3rd-lowest mark in the Rays organization, behind Matt Moore (1.92) and teammate Roberto Gomez (2.20)...Led the Renegades pitching staff with 63 strikeouts.
- 2010:** His 63 strikeouts for Rookie-level Princeton ranked 2nd on the club behind LHP Enny Romero (72).
- PERSONAL:** Andrew James Bellatti was signed by Baltimore as a minor league free agent on 3/14/17...Originally selected by Tampa Bay in the 12th round of the 2009 draft...Attended Steele Canyon High School in Spring Valley, CA, and is the first player ever drafted out of that high school...Committed to Cal State Fullerton before signing with the Rays...His father, Ron, coached his baseball team from when he was four years old through high school.

YR	Team	ORG	W-L	ERA	G	GS	CG	SV	IP	H	R	ER	HR	BB	SO
09	GCL Rays (R)	TB	1-0	3.38	12	3	0	0	29.1	30	12	11	1	7	29
10	Princeton (A)	TB	2-5	4.04	13	13	0	0	64.2	56	35	29	4	16	63
11	Hudson Valley (A)	TB	3-5	2.63	15	13	0	0	72.0	66	26	21	1	23	63
12	Bowling Green (A)	TB	7-3	2.97	40	1	0	5	91.0	74	33	30	9	30	99
13	Montgomery (AA)	TB	1-1	7.09	14	0	0	1	26.2	32	24	21	6	11	18
	Charlotte (A)	TB	6-3	2.95	22	0	0	2	55.0	39	19	18	2	17	52
14	Montgomery (AA)	TB	2-6	3.68	46	0	0	6	71.0	69	32	29	6	22	80
	Charlotte (A)	TB	0-0	7.71	2	2	0	0	4.2	8	6	4	2	0	1
15	Durham (AAA)	TB	2-1	5.24	20	4	0	1	46.1	50	28	27	5	15	44
	TAMPA BAY (AL)	TB	3-1	2.31	17	0	0	0	23.1	16	7	6	4	10	18
16	Durham (AAA)	TB	0-1	8.44	6	0	0	0	5.1	8	5	5	0	5	10
	Charlotte (A)	TB	0-0	2.25	3	0	0	0	4.0	2	1	1	0	1	4
	Montgomery (AA)	TB	0-2	9.00	4	0	0	0	5.0	6	6	5	1	3	7
Minor League Totals			24-27	3.81	197	36	0	15	475.0	440	227	201	37	150	470
Major League Totals			3-1	2.31	17	0	0	0	23.1	16	7	6	4	10	18



TIM BERRY

LHP

DOB: 3/18/91 **Opening Day Age:** 26 **B/T:** L/L
Height: 6-3 **Weight:** 180 **Service Time:** 0.000
Born: San Diego, CA **Resides:** San Marcos, CA
Acquired: Signed by Baltimore as a minor league free agent, 1/9/17
First MLB Win:
First MLB Strikeout:
Twitter: @xTimBerry

GAME CAREER-HIGHS

Strikeouts: 11, 2x, last: 4/17/13 vs LYN **IP:** 8.0, 2x, last: 5/1/15 vs. HAR
Walks: 7, 8/26/16 vs. FRI **ER Allowed:** 9, 2x, last: 4/27/14 @ HAR

2016 HIGHLIGHTS

- Split the year between four teams in the Miami and San Diego systems, going 3-7 with a 6.32 ERA in 26 games (17 starts)
- Opened the year with Double-A Jacksonville in the Miami system, starting four games before being placed on the DL
- After being activated from the DL, pitched to a 2.74 ERA (6 ER, 19.2 IP) in 10 games (one start) between Class-A Jupiter and Jacksonville before being traded to San Diego, in exchange for cash considerations, on July 6
- Made two starts with Class-A Tri-City and posted a 1.42 ERA before being promoted to Double-A San Antonio on July 17
- Started 10 games with San Antonio, going 2-4 with a 6.80 ERA
- Struck out a season-high batters over 4.2 innings on July 22 vs. Midland

2015: Spent the season with Double-A Bowie, opening the season in the rotation prior to finishing the year in the bullpen... In 15 starts, went 2-7 with a 7.75 ERA and was 0-0 with a 3.38 ERA in eight relief appearances...Tied a career-high with 8.0 innings on May 1 vs. Harrisburg...Earned wins in consecutive outings, June 4 at New Hampshire and June 10 vs. Binghamton...Placed on seven-day disabled list on August 7 with left knee sprain and missed remainder of season.

2014: Made a team-high 23 starts for Double-A Bowie, going 6-7 with a 3.51 ERA...His 3.51 ERA ranked third among Orioles minor leaguers while his 108 strikeouts were sixth-most in the system...Led the Baysox in innings pitched (133.1) and strikeouts (108)...Named to Eastern League midseason All-Star team...His 3.51 ERA ranked eighth in the Eastern League...Allowed three earned runs or less in 19 of his 23 starts, and one earned run or less in 12 of his 23 outings...Held left-handed batters to a .212 average, with lefties posting a .243 OBP against him...Posted a 2.04 ERA (8 ER, 35.1 IP) over his final six starts of the season...Recalled to Baltimore from Bowie on June 6 but did not appear in a game before being optioned back to Bowie on June 7...Rated by *Baseball America* as the #7 prospect in the O's organization after the season.

2013: Spent entire season with Class-A Frederick, where he went 11-7 with a 3.85 ERA in 27 starts...Tied for Carolina League lead with 11 wins, ranked second with 27 starts and 152.0 innings pitched...For the season, held left-handed batters to a .217 average (38-for-175) and allowed just seven extra-base hits to left-handed hitters...Tied his career high in strikeouts (11) in a loss vs. Lynchburg (4/17)...Earned Orioles' Organizational Pitcher of the Month for April after going 2-1 with 3.21 ERA in 28.0 IP and 35 strikeouts...Went 7-3 with a 3.27 ERA over his final 14 starts of the season...Following season, played with Arizona Fall League Champion Surprise...Tossed scoreless sixth inning in AFL title game (11/16)...Finished Fall League with 2-0 record and 14.2 IP while allowing only three runs (1.84 ERA) in seven appearances (two starts)...Named to Arizona Fall League "Fall Stars" team...Added to Baltimore's 40-man roster on November 20.

2012: Split the season between three teams, going 7-13 with a 5.04 ERA...Opened the year in Delmarva's rotation...Recorded his first win of the season against Hagerstown (4/18), throwing 5.2 IP, allowing six hits and two runs while striking out six...Assigned to Frederick (6/6) and kept a starting pitcher role...Won his first game with Frederick on July 7th, pitching 6.0 innings and allowed five hits and three runs with 3 strikeouts...Continued to win his next two starts (7/16 & 22), going 3-0 with 15 strikeouts in 16.0 innings...Set a career best by striking out 11 batters against Carolina (8/15).

2011: Spent his entire year with Class-A Delmarva as a starting pitcher...First win came vs. Greensboro (5/14), allowing two runs on four hits in 5.0 IP...In five straight appearances (6/17-7/12) he went 2-1 tossing 25.0 IP, allowing 7 runs (2.52 ERA) and struck out 26...Led Delmarva in starts (26), ranked second in innings pitched (116.2) and strikeouts (96).

2010: First season back from Tommy John surgery and spent it as a reliever for GCL Orioles...Didn't allow a run until his fifth appearance at the GCL Red Sox...Finished his season with 20.0 IP while allowing only 3 runs (1.35 ERA) and struck out 23 hitters in 14 appearances.

PERSONAL: Timothy David Berry was signed by Baltimore as a minor league free agent on 1/9/17...Originally selected by Baltimore in the 50th round (1,496th overall) of the 2009 draft...Attended San Marcos High School (CA)...Originally committed to play Pac-12 baseball for the University of Oregon...Tore his UCL in his senior year and the Orioles offered him the opportunity to rehabilitate from Tommy John surgery with them.

YR	Team	ORG	W-L	ERA	G	GS	CG	SV	IP	H	R	ER	HR	BB	SO
10	GCL Orioles (R)	BAL	0-1	1.35	14	0	0	0	20.0	13	9	3	0	14	23
11	Delmarva (A)	BAL	3-7	5.17	26	26	0	0	116.2	107	70	67	11	61	96
12	Delmarva (A)	BAL	2-7	5.02	10	10	0	0	52.0	60	38	29	3	17	44
	Frederick (A)	BAL	5-5	4.32	15	13	0	0	75.0	83	44	36	6	20	61
	Bowie (AA)	BAL	0-1	37.80	1	1	0	0	1.2	7	9	7	0	2	4
13	Frederick (A)	BAL	11-7	3.85	27	27	0	0	152.0	156	80	65	13	40	119
14	Bowie (AA)	BAL	6-7	3.51	23	23	0	0	133.1	122	57	52	12	45	108
15	Bowie (AA)	BAL	2-7	7.32	23	15	0	0	82.1	107	70	67	8	34	57
16	Jupiter (A)	MIA	1-0	2.08	5	1	0	0	13.0	6	3	3	1	3	7
	Jacksonville (AA)	MIA	0-3	9.28	9	4	0	0	21.1	40	25	22	0	10	19
	Tri-City (A)	SD	0-0	1.42	2	2	0	0	6.1	6	1	1	0	1	3
	San Antonio (AA)	SD	2-4	6.80	10	10	0	0	47.2	64	41	36	9	33	30
	Minor League Totals		32-49	4.84	165	132	0	0	721.1	771	447	388	63	280	571



CONOR BIERFELDT OF

DOB: 4/2/91 Opening Day Age: 26 B/T: R/R

Height: 6-2 Weight: 220 Service Time: 0.000

Born: Brookfield, CT Resides: Torrington, CT

Acquired: Selected by Baltimore in the 29th round of the 2013 draft

First MLB Hit:

First MLB Home Run:

Twitter: @conorbierfeldt

GAME CAREER-HIGHS

Hits: 3, 15x, last: 8/13/16 vs. POT

Runs: 3, 5x, last: 8/30/16 vs. POT

RBI: 4, 8x, last: 7/9/16 vs. WS

Hitting Streak: 7 games, 2014

2016 HIGHLIGHTS

- Split the year between Class-A Frederick and Double-A Bowie, hitting .256 with 20 home runs and 57 RBI in 83 games
- Opened the year on Frederick's disabled list before being activated on May 17
- Tied for second among Orioles minor leaguers with 20 home runs, six shy of the 26 homers hit by Aderlin Rodriguez
- Finished 5th in the Carolina League with 18 home runs
- Hit five home runs in a six-game stretch from June 27 - July 2, earning him Carolina League Player of the Week honors
- Hit a three-run, walk-off home run in the 10th inning of a 6-3 win vs. Carolina, June 29
- Named Carolina League Player of the Month for June after hitting .279 and leading the CL with eight homers & 25 RBI
- Hit .317 (26-82) with five home runs, 16 RBI and a .374 on-base percentage against Carolina League left-handers
- Made Double-A debut on July 18 at Binghamton and hit .209 with two homers and four RBI in 13 games with the Baysox

2015: Split the year between Delmarva and Frederick and ranked second among Orioles minor leaguers with 85 RBI... Spent the first half of the season with Delmarva where he hit .247 with 19 doubles, seven home runs and 56 RBI...Was second on the Shorebirds in RBI (56) and third on the team in home runs (7), OPS (.780) and SLG (.441)...Named a South Atlantic League midseason All-Star, alongside teammate Jomar Reyes...Belted a grand slam in a 5-4 win at West Virginia, May 21...Promoted to Frederick on June 25th and hit .202 with 14 doubles, five home runs and 29 RBI in 56 games...Batted .286 (18-63) with runners in scoring position for the Keys with nine doubles, two home runs and 26 RBI...Recorded a five-game hitting streak from 8/4 - 8/12, over which he had four doubles, one home run and 8 RBI.

2014: Spent entire season with Class-A Delmarva...Led the Shorebirds with 12 home runs and 67 RBI and tied for second on the club with 27 doubles...40 of his 78 hits went for extra-bases...Had a career-high seven-game hitting streak from May 19-27...Batted .324 (24-74) with two home runs and a .383 on-base percentage when leading off an inning...Hit all 12 of his home runs against right-handed pitching...Made 59 appearances in the outfield (32 in left field, 27 in right field).

2013: Spent his first professional season with the Aberdeen IronBirds, where he posted a .264 average with 12 home runs and 36 RBI in just 231 at-bats...Named an *MiLB.com* organizational All-Star...Hit 11 of his 12 home runs against right-handed pitching despite batting 26 points higher against left-handers (.282) compared to right-handers (.256)...Hit .293 with five home runs and 17 RBI in 29 home contests...Homered twice and drove in four, July 3 at Hudson Valley...Named the New York-Penn League Player of the Month after hitting .345 (30-87) with five home runs and 18 RBI in August.

PERSONAL: Conor Bierfeldt was selected by the Baltimore Orioles in the 29th round of the 2013 MLB Draft out of Western Connecticut State University, a Division III school in Danbury, CT...In 2013, he became the first player to be named Little East Conference Player of the Year in back-to-back seasons...He also holds the WCSU single-season school record with 54 RBIs (2013), and he set career records with 47 doubles, 13 triples and 148 RBI... Attended Torrington High School (CT) and would be the second player to ever make the major leagues out of Torrington after infielder Joe Dugan, who won three World Series titles with the New York Yankees in the 1920's.

YR	Team	ORG	AVG	G	AB	R	H	2B	3B	HR	RBI	BB	SO	SB	OBP
13	Aberdeen (A)	BAL	.264	62	231	38	61	15	3	12	36	28	65	4	.351
14	Delmarva (A)	BAL	.196	111	397	44	78	27	1	12	67	38	107	3	.274
15	Delmarva (A)	BAL	.247	62	227	32	56	19	2	7	56	30	47	0	.340
	Frederick (A)	BAL	.202	56	178	15	36	14	0	5	29	19	58	1	.289
16	Bowie (AA)	BAL	.209	13	43	4	9	2	0	2	4	3	16	0	.261
	Frederick (A)	BAL	.264	70	258	45	68	19	0	18	53	25	58	1	.336
Minor League Totals			.231	374	1334	178	308	96	6	56	245	143	351	9	.312



RICHARD BLEIER LHP

DOB: 4/16/87 **Opening Day Age:** 29 **B/T:** L/L

Height: 6-3 **Weight:** 215 **Service Time:** 0.100

Born: Davie, FL **Resides:** Davie, FL

Acquired: Trade with New York Yankees in exchange for cash considerations or a PTBNL, 2/21/17

First MLB Win:

First MLB Strikeout: 6/21/16 vs. COL (Tony Wolters)

Twitter:

GAME CAREER-HIGHS

Strikeouts: 10, 8/23/09 vs. MOD

IP: 9.0, 4x, last: 8/7/15 @ PAW

Walks: 4, 5/9/13 @ LAS

ER Allowed: 8, 6x, last: 5/27/15 @ RIC

2016 HIGHLIGHTS

- Split the year between New York and Triple-A Scranton/Wilkes-Barre in the Yankees system
- Opened with Scranton and went 2-2 with a 2.57 ERA in six games (five GS) before having his contract selected, May 26
- Made MLB debut on May 30 at Toronto, retiring both batters he faced
- Did not allow a run over his first four MLB appearances (3.2 IP, 2 H, 0 BB, 0 K)
- 21 of his 23 appearances with New York were scoreless, including each of his last 13 outings
- Tossed an MLB career-high 4.0 innings of relief on September 12 vs. the Los Angeles Dodgers (4.0 IP, 0 H, 0 R, 1 BB, 3 K)
- Held MLB left-handers to a .150 average (6-40) with two walks, 12 strikeouts and a .209 on-base percentage
- Optioned to Scranton/WB on August 9 and appeared in six more games (five starts) with the RailRiders
- Recalled to New York on September 9 and finished the season with the Yankees

2015: Split the year between Triple-A Syracuse and Double-A Harrisburg in the Nationals system, going 14-5 with a 2.57 ERA in 28 games (26 starts)...Led Nats farmhands in wins (14) and ERA (2.57), and his 14 wins tied for the 9th-most in all of Minor League Baseball...Allowed two earned runs or less in 20 of his 26 starts...Named the Eastern League Pitcher of the Week from 5/18-24 after tossing 8.0 scoreless innings vs. New Britain on 5/22 (2H, 1 BB, 7 K)...Named an Eastern League Postseason All-Star...Following the season, made seven starts for the Estrellas de Oriente of the Dominican Winter League and went 1-1 with a 2.84 ERA (10 ER, 31.2 IP).

2014: Joined Toronto after being selected in the minor league phase of the 2013 Rule 5 Draft...Spent most of the season with Double-A New Hampshire, where he posted a 3.93 ERA in 34 games (five starts)...Made one relief appearance with Triple-A Buffalo, throwing 2.0 IP (4/10)...His first win came at New Britain (4/23), throwing 4.0 innings of relief...Combining August and September (9 games, 12.0 IP) he went 2-0 with a 2.25 ERA...Appeared in seven games (four starts) for Estrellas de Oriente of the Dominican Winter League, posting a 5.23 ERA.

2013: Combined with Triple-A Round Rock and Double-A Frisco to go 6-6 with four saves and a 3.32 ERA in 42 games (four starts)...Combined to hold lefties to a .179 (20-112) average between the two levels...Began the season with Round Rock, going 1-1 with a 3.79 ERA in eight games (two starts) before being transferred to Frisco on May 13...Went 5-5 with four saves and a 3.18 ERA in 34 games (two starts) with Frisco...As a reliever with Frisco, posted a 2.32 ERA (14 ER, 54.1 IP)...In his final 16 appearances, went 4-1 with two saves and an 1.01 ERA (3 ER, 26.2 IP)...Was selected by Toronto from Texas in the Triple-A phase of the Rule 5 draft on 12/12/13.


2012: Spent full season with Frisco, residing on the disabled list for nearly the entire first half of the campaign...Was on the DL from 4/5-6/19 with left elbow sprain...Compiled a 1.84 ERA (3 ER, 14.2 IP) in last 12 outings...Tossed 1.0 shutout inning over two games for Team Israel in the World Baseball Classic qualifier in September.

2011: Spent the entire season with Frisco...Opened the campaign on the DL, recovering from a wrist fracture...Activated from the DL 5/2 and joined the RoughRiders...Was 4-2 with a 2.91 ERA over 19 relief appearances...Named Texas League Pitcher of the Week on June 6 after tossing 7.0 scoreless innings at Tulsa on June 5.

2010: Spent the entire campaign with Frisco, leading the club in innings, games started, complete games, and shutouts...Tied for the Texas League lead in complete games and was lone pitcher on the circuit with multiple complete game shutouts...Earned Texas League Pitcher of the Week honors for May 3-9.

PERSONAL: Richard Sidney Bleier was acquired by the Orioles in a trade with the New York Yankees in exchange for a player to be named later, 2/21/17...Originally selected by Texas in the 6th round of the 2008 draft out of Florida Gulf Coast University...During his junior year at FGCU, he was a unanimous selection as the Atlantic Sun Pitcher of the Year after ranking among conference leaders in ERA (1st, 2.09), wins (T-1st, 7), IP (3rd, 90.1), CG (1st, 4), and strikeouts (4th, 76)...Was the highest draft choice in the history of Florida Gulf Coast University at the time of his selection...Attended South Plantation High School in Plantation, FL and is the first player to make the major leagues from that high school.

YR	Team	ORG	W-L	ERA	G	GS	CG	SV	IP	H	R	ER	HR	BB	SO
08	Spokane (A)	TEX	4-5	4.02	14	11	0	0	62.2	61	41	28	4	14	44
09	Hickory (A)	TEX	2-1	1.14	5	4	1	0	23.2	19	8	3	0	4	17
	Bakersfield (A)	TEX	7-11	4.51	23	22	1	0	143.2	165	88	72	9	20	108
10	Frisco (AA)	TEX	7-11	5.04	28	28	2	0	164.1	191	98	92	13	28	82
11	Frisco (AA)	TEX	7-8	5.60	32	13	0	0	101.1	142	73	63	5	16	55
12	Frisco (AA)	TEX	0-2	3.94	22	0	0	1	32.0	34	15	14	3	7	17
13	Round Rock (AAA)	TEX	1-1	3.79	8	2	0	0	19.0	23	9	8	1	7	8
	Frisco (AA)	TEX	5-5	3.18	34	2	0	4	62.1	61	27	22	5	13	41
14	Buffalo (AAA)	TOR	0-0	4.50	1	0	0	0	2.0	3	1	1	1	0	2
	NewHampshire(AA)	TOR	6-5	3.93	34	5	0	1	84.2	100	47	37	13	11	43
15	Harrisburg (AA)	WSH	8-3	2.45	16	15	0	0	103.0	95	32	28	6	9	40
	Syracuse (AAA)	WSH	6-2	2.75	12	11	1	0	68.2	75	24	21	0	7	25
16	Scranton/WB (AAA)	NYN	2-3	3.72	12	10	0	1	58.0	66	25	24	2	11	25
	NEW YORK (AL)	NYN	0-0	1.96	23	0	0	0	23.0	20	6	5	0	4	13
Minor League Totals			55-57	4.02	241	123	5	7	925.1	1035	488	413	62	147	507
Major League Totals			0-0	1.96	23	0	0	0	23.0	20	6	5	0	4	13



MICHAEL BOURN OF

DOB: 12/27/82 Opening Day Age: 34 B/T: L/R

Height: 5-11 Weight: 190 Service Time: 10.003

Born: Houston, TX Resides: The Woodlands, TX

Acquired: Signed by Baltimore as a minor league free agent, 2/21/17

First MLB Hit: 9/27/06 @ WAS (single, Jason Bergmann)

First MLB Home Run: 7/15/07 vs. STL (Andy Cavazos)

Twitter:

GAME CAREER-HIGHS

Hits: 4, 11x, last: 9/9/15 @ PHI

Runs: 4, 2x, last: 4/12/11 vs. CHC

RBI: 4, 6x, last: 7/24/13 @ SEA

Hitting Streak: 15 games (2006)

2016 HIGHLIGHTS

- Split the year between Arizona (89 games) and Baltimore (24 games), hitting .264 with five home runs and 38 RBI
- Attended spring training with Atlanta before being released by the Braves on April 9
- Signed as a free agent with Toronto on April 22 and appeared in nine games with Class-A Dunedin before being released
- Signed as a free agent with Arizona on May 10 and appeared in 89 games with the Diamondbacks, hitting .261
- Matched his MLB career-high with four hits, June 29 vs. Philadelphia and August 24 vs. Atlanta
- Swiped 13 bases with Arizona, one of four Diamondbacks to reach double digits in steals
- Acquired by Baltimore from Arizona on August 31 in exchange for OF Jason Heinrich
- Hit .283 with two home runs and eight RBI in 24 games for Baltimore
- Started in right field and led off in the AL Wild Card Game at Toronto, going 1-for-4 with a stolen base

2015: Split the season between Cleveland and Atlanta, hitting .238 with 15 doubles, 17 stolen bases and 39 runs scored in 141 games...Opened his third season with the Indians and batted .246 with 12 doubles and 29 runs before joining Atlanta on August 7 in a three-player trade that saw Bourn head to Atlanta, along with OF Nick Swisher, in exchange for IF Chris Johnson...Committed his first error of the season on 9/6 at WSH, snapping his streak of 141 consecutive games (333 total chances among those 141 games) without making an error...Collected a career-high tying four hits (ninth time) on 9/9 at PHI...Matched his career high with a three-steal game (fifth time) on 7/28 vs. KC.

Career Highlights: Enters the 2017 season with 341 career MLB stolen bases, sixth among active major leaguers...Has appeared in four different postseason series: Baltimore in 2016 (AL Wild Card vs. Toronto), 2013 with Cleveland (AL Wild Card vs. Tampa Bay), 2012 with Atlanta (NL Wild Card vs. St. Louis) and 2007 with Philadelphia (NLDS vs. Colorado)...Named a National League All-Star in 2012 (Atlanta) and 2010 (Houston)...Won the Rawlings Gold Glove Award in 2009 and 2010 while playing center field for the Astros...Led the National League in stolen bases in three consecutive seasons from 2009-2011...Tied for the American League lead with 10 triples in 2014, the first Indians player to do so since Kenny Lofton in 1995...Hit his first career walk-off home run on 6/1/14 vs. Colorado...Led the National League with 722 plate appearances in 2011...Ranked 3rd in the National League with 193 hits in 2011...Named Astros 2009 Team MVP by the Houston Chapter of the BBWAA after posting a .354 OBP with 61 steals in 157 games...Earned the Paul Owens Award in 2006 as the best position player in the Phillies minor league system...Named an Eastern League All-Star in 2006 and 2005...Set the Class-A Lakewood franchise record with 14 triples in 2004...Led the South Atlantic League with a .433 OBP in 2004.

PERSONAL: Michael Ray Bourn was signed by Baltimore as a minor league free agent on 2/21/17...Originally selected by Philadelphia in the 4th round of the 2003 draft...Selected by Houston in the 19th round of the 2000 draft but did not sign...Attended the University of Houston...Is a 2000 graduate of Nimitz High School in Houston, TX, where he played both baseball and basketball...Played Little League baseball alongside MLB outfielder Carl Crawford in Humble, TX on a team coached by Bourn's father, Ray Bourn.

YR	Team	ORG	AVG	G	AB	R	H	2B	3B	HR	RBI	BB	SO	SB	OBP
03	Batavia (A)	PHI	.280	35	125	12	35	0	1	0	4	23	28	23	.404
04	Lakewood (A)	PHI	.317	109	413	92	131	20	14	5	53	85	88	57	.433
05	Reading (AA)	PHI	.268	135	544	80	146	18	8	6	44	63	123	38	.348
06	Reading (AA)	PHI	.274	80	318	62	87	5	6	4	26	36	67	30	.350
	Scranton/WB (AAA)	PHI	.283	38	152	34	43	5	7	1	15	20	33	15	.368
	PHILADELPHIA (NL)	PHI	.125	17	8	2	1	0	0	0	0	1	3	1	.222
07	PHILADELPHIA (NL)	PHI	.277	105	119	29	33	3	3	1	6	13	21	18	.348
08	HOUSTON (NL)	HOU	.229	138	467	57	107	10	4	5	29	37	111	41	.288
09	HOUSTON (NL)	HOU	.285	157	606	97	173	27	12	3	35	63	140	61	.354
10	HOUSTON (NL)	HOU	.265	141	535	84	142	25	6	2	38	59	109	52	.341
11	HOUSTON (NL)	HOU	.303	105	429	64	130	26	7	1	32	38	90	39	.363
	ATLANTA (NL)	ATL	.278	53	227	30	63	8	3	1	18	15	50	22	.321
12	ATLANTA (NL)	ATL	.274	155	624	96	171	26	10	9	57	70	155	42	.348
13	Columbus (AAA)	CLE	.143	2	7	0	1	0	0	0	0	1	3	1	.250
	CLEVELAND (AL)	CLE	.263	130	525	75	138	21	6	6	50	40	132	23	.316
14	Akron (AA)	CLE	.087	6	23	0	2	0	0	0	0	2	10	1	.160
	Columbus (AAA)	CLE	.150	5	20	1	3	1	0	0	2	0	3	0	.150
	CLEVELAND (AL)	CLE	.257	106	444	57	114	17	10	3	28	35	114	10	.314
15	CLEVELAND (AL)	CLE	.246	95	289	29	71	12	1	0	19	29	76	13	.313
	ATLANTA (NL)	ATL	.221	46	136	10	30	3	1	0	11	17	31	4	.303
16	Dunedin (A)	TOR	.257	9	35	2	9	2	1	0	4	5	8	1	.366
	Mobile (AA)	ARI	.273	5	22	1	6	1	0	0	1	0	5	1	.261
	ARIZONA (NL)	ARI	.261	89	329	43	86	12	6	3	30	22	83	13	.307
	BALTIMORE (AL)	BAL	.283	24	46	5	13	1	0	2	8	6	9	2	.358
	Minor League Totals		.279	424	1659	284	463	52	37	16	149	235	368	167	.371
	Major League Totals		.266	1361	4784	678	1272	191	69	36	361	445	1124	341	.329





JED BRADLEY

LHP

DOB: 6/12/90 **Opening Day Age:** 26 **B/T:** L/L

Height: 6-3 **Weight:** 225 **Service Time:** 0.032

Born: Huntsville, AL **Resides:** Huntsville, AL

Acquired: Claimed off waivers from Atlanta, 10/7/16

First MLB Win: 9/3/16 @ PHI

First MLB Strikeout: 9/3/16 @ PHI (Tyler Goeddel)

Twitter: @Jed_Bradley

GAME CAREER-HIGHS

Strikeouts: 9, 4x, last: 8/20/16 vs ROC **IP:** 9.0, 5/20/14 @ PMB
Walks: 6, 8/30/16 vs. NOR **ER Allowed:** 8, 5/23/13 vs. PMB

2016 HIGHLIGHTS

- Opened the season with Double-A Biloxi in the Milwaukee system, going 3-2 with a 6.20 ERA in 17 relief outings
- Allowed one run or less in 13 of his 17 relief outings for the Shuckers
- Posted a 12.86 ERA (10 ER, 7.0 IP) in April before rebounding and posting a 3.57 ERA (7 ER, 17.2 IP) in 10 May outings
- Traded to Atlanta in exchange for cash considerations on June 2
- Assigned to Double-A Mississippi, where he went 4-3 with a 2.35 ERA in 15 games (10 starts)
- Went 3-2 with a 2.09 ERA (13 ER, 56.0 IP) and 60 strikeouts in 10 starts for the M-Braves
- Promoted to Triple-A Gwinnett on August 20 and made three starts for the G-Braves, going 2-0 with a 1.50 ERA
- Tied his career high with nine strikeouts in his Gwinnett debut, a win vs. Rochester on August 20
- Had his contract selected by Atlanta on September 1
- Earned a victory in his MLB debut on September 3 at Philadelphia after striking out one in a scoreless inning of relief
- Appeared in six games with Atlanta, going 1-1 with a 5.14 ERA

2015: Split the season between Double-A Biloxi and Triple-A Colorado Springs in the Milwaukee system, combining to go 3-5 with a 5.83 ERA in 43 games...Opened the season in Colorado Springs, where he went 2-4 in 20 games (one start)... Allowed one run or less in 16 of his 20 outings with the Sky Sox, but yielded 17 earned runs in his other four outings (over 5.1 IP)...Assigned to Biloxi on June 17 and appeared in 23 games with the Shuckers, going 1-1 with a 3.31 ERA...Held Southern League batters to a .242 average, with lefties batting .229 against him...Went 1-0 with a 1.89 ERA (4 ER, 19.0 IP) over his final 13 games with Biloxi...Allowed just three of 17 inherited runners to score.

2014: Went a combined 10-10 with a 3.91 ERA in 27 starts between Class-A Brevard County and Double-A Huntsville...Was a Florida State League Midseason All-Star...Earned Florida State League Pitcher of the Week honors twice (4/14-4/20 and 5/5-5/11)...Promoted to Huntsville on 5/26 and finished the season with the Stars, going 5-8 with a 4.55 ERA in 17 starts.

2013: Made 16 starts for Class-A Brevard County, going 4-4 with a 4.14 ERA...Placed on the disabled list on 7/25 with left shoulder impingement syndrome and missed the remainder of the season.

2012: Entered the season as the third-best prospect in the Brewers organization and was the #71 prospect in MiLB according to *Baseball America*...Did not allow an earned run over his first three starts at Class-A Brevard County (19.0 IP, 10 hits, 0 ER, 18 K)...Allowed his first earned run of the season in the third inning of his fourth start (4/23) at Clearwater (21.0 IP).

2011: Made his professional debut in the 2011 Arizona Fall League with the Peoria Javelinas...Selected to the Arizona Fall League Rising Stars Game.

PERSONAL: Jedidiah Custer Bradley was claimed by Baltimore off waivers from Atlanta on 10/7/16...Originally selected by Milwaukee in the 1st round (15th overall) of the 2011 draft...Pitched at Georgia Tech for three seasons and earned Second Team All-ACC honors twice (2010 and 2011)...Attended Eisenhower (MI) High School for two years before moving back to Huntsville, Alabama, where he graduated from Huntsville High School.

YR	Team	ORG	W-L	ERA	G	GS	CG	SV	IP	H	R	ER	HR	BB	SO
12	Brevard County (A)	MIL	5-10	5.53	20	20	1	0	107.1	136	76	66	9	43	60
13	Brevard County (A)	MIL	4-4	4.14	16	16	1	0	78.1	81	42	36	6	39	58
14	Brevard County (A)	MIL	5-2	2.98	10	10	0	0	60.1	54	21	20	4	10	53
	Huntsville (AA)	MIL	5-8	4.55	17	17	0	0	87.0	106	52	44	8	36	71
15	Col. Springs (AAA)	MIL	2-4	9.00	20	1	0	0	26.0	45	27	26	1	10	15
	Biloxi (AA)	MIL	1-1	3.31	23	0	0	0	32.2	29	16	12	1	10	31
16	Biloxi (AA)	MIL	3-2	6.20	17	0	0	0	24.2	33	18	17	2	6	20
	Mississippi (AA)	ATL	4-3	2.35	15	10	0	0	65.0	59	24	17	0	23	69
	Gwinnett (AAA)	ATL	2-0	1.50	3	3	0	0	18.0	14	3	3	0	11	19
	ATLANTA (NL)	ATL	1-1	5.14	6	0	0	0	7.0	7	4	4	0	6	4
	Minor League Totals		31-34	4.34	141	77	2	0	499.1	557	279	241	31	188	396
	Major League Totals		1-1	5.14	6	0	0	0	7.0	7	4	4	0	6	4



PARKER BRIDWELL RHP

DOB: 8/2/91 **Opening Day Age:** 25 **B/T:** R/R
Height: 6-4 **Weight:** 185 **Service Time:** 0.004
Born: Hereford, TX **Resides:** Hereford, TX
Acquired: Selected by Baltimore in the 9th round of the 2010 draft
First MLB Win:
First MLB Strikeout: 8/21/16 vs. HOU (Evan Gattis)
Twitter: @PBrid91

GAME CAREER-HIGHS

Strikeouts: 14, 8/16/13 vs. LWD **IP:** 8.1, 5/13/14 vs. POT
Walks: 6, 2x, last: 4/4/14 @ LYN **ER Allowed:** 10, 7/7/12 @ HIC

2016 HIGHLIGHTS

- Played for five different teams in the Orioles system, highlighted by his first two appearances at the big league level
- Opened the year in Bowie's rotation, going 1-1 with a 5.13 ERA (23 ER, 40.1 IP) over his first eight games (seven starts)
- Suffered a left rib injury and was placed on Bowie's disabled list, May 26
- Rehabbed with the GCL Orioles and Class-A Aberdeen before being activated from the disabled list on July 14
- Joined Bowie's bullpen upon his return from the disabled list, registering five straight scoreless outings from July 20-31
- Notched his first career save, July 31 at Akron
- Promoted to Norfolk on August 15 and appeared in one game before being promoted to Baltimore on August 21
- Made his MLB debut on August 21 vs. Houston, striking out Evan Gattis for his first big league punchout
- Appeared in two games with Baltimore before being optioned back to Norfolk on August 27
- Earned first Triple-A victory after throwing 2.1 shutout innings of relief, August 30 at Gwinnett
- In four relief outings with Norfolk (10.0 IP), held IL batters to a .121 average (4-33) with 14 strikeouts and one walk
- Enters 2017 rated as the #15 prospect in the Orioles system by MLB.com

2015: Went 4-5 with a 3.99 ERA in 18 starts for Double-A Bowie, including seven Quality Starts...Led the Baysox in strikeouts with 93, a total that ranked 15th in the Eastern League...Recorded 58 of his 93 strikeouts in April and May, compared to 35 in June and July...Allowed three earned runs or fewer in 15 of his 18 starts...Struck out at least five batters in 11 of 18 starts; had a season high nine strikeouts three times...Generated a 3.5-to-1 strikeout to walk ratio on the road, compared to 1.5-to-1 at home...Was placed on the Disabled List August 1 with right elbow tendonitis and did not return the rest of the season...Added to Baltimore's 40-man roster on November 20.

2014: Spent entire season with Class-A Frederick, where he ranked 2nd in the Carolina League with 142 strikeouts... His 142 strikeouts also ranked third among Orioles minor leaguers...Ranked among Carolina League leaders in walks (3rd, 70), starts (4th, 26), innings pitched (5th, 141.2) and opponents batting average (5th, .234)...Rated second among CL starters with 9.02 strikeouts per 9.0 IP...Named Carolina League Pitcher of the Week for the week of May 12-19 after allowing one hit and two walks while striking out eight over 8.1 shutout innings in a win vs. Potomac, May 13. Took a no-hitter into the 9th inning of that contest before allowing a one-out single to Tony Renda...Struck out a season-high 13 and carried a perfect game into the 7th inning at Potomac on August 25 before again yielding a single to Tony Renda - this time with one out in the seventh frame...Pitched for Glendale in the Arizona Fall League after the season, posting a 7.94 ERA (10 ER, 11.1 IP) while holding opponents to a .209 avg. (9-43)...Without his outing on 11/5 at Mesa (6 ER, 0.1 IP), his ERA in the AFL would have been 3.27 (4 ER, 11.0 IP).

2013: Finished second in the South Atlantic League with 144 strikeouts, the most by a Shorebirds pitcher since 2009...Led the SAL in innings pitched (142.2)...Named SAL Pitcher of the Week (August 12-18).

2012: Tied for the team lead for Class-A Delmarva in innings (114.1) and games started (22)... Pitched a one-hit complete game at West Virginia on July 21...Did not allow a run and struck out six to earn a victory vs. Greenville on April 26.

2011: Named the O's No. 4 prospect after the season by *Baseball America*...Led Aberdeen in games started (11), innings pitched (53.2) and strikeouts (57)...Finished the year 2-5 with a 4.53 ERA (27 ER, 53.2 IP).

2010: Made his first professional start August 24 against the GCL Red Sox...Was promoted to Aberdeen on August 31 and made his first appearance with the IronBirds on September 2 at Connecticut...Struck out multiple batters in three of his four appearances.

PERSONAL: Parker Alan Bridwell was selected by Baltimore in the 9th round of the 2010 draft out of Hereford (TX) High School, where he played baseball, football and basketball...Committed to play at Texas Tech before being selected by the Orioles in the 2010 draft...Was Hereford's starting quarterback, and was also named to the Amarillo Globe-News Super Team as a punter...Averaged 12.1 points and 6.3 rebounds a game for Hereford basketball during his senior season...Is just the second player to ever play baseball professionally out of Hereford (TX) High School, following pitcher Edward Mims, who pitched in the Houston system from 1969-1974.

YR	Team	ORG	W-L	ERA	G	GS	CG	SV	IP	H	R	ER	HR	BB	SO
10	GCL Orioles (R)	BAL	0-0	5.40	2	2	0	0	1.2	1	1	1	0	3	4
	Aberdeen (A)	BAL	0-0	0.00	2	0	0	0	4.0	3	0	0	0	1	2
11	Aberdeen (A)	BAL	2-5	4.53	12	11	0	0	53.2	56	32	27	2	22	57
	Delmarva (A)	BAL	0-3	7.06	5	5	0	0	21.2	23	18	17	0	13	13
12	Delmarva (A)	BAL	5-9	5.98	23	22	1	0	114.1	122	82	76	15	63	71
13	Delmarva (A)	BAL	8-9	4.73	26	26	0	0	142.2	141	86	75	9	59	144
14	Frederick (A)	BAL	7-10	4.45	26	26	1	0	141.2	123	75	70	11	70	142
15	Bowie (AA)	BAL	4-5	3.99	18	18	1	0	97.0	96	48	43	7	38	93
16	GCL Orioles (R)	BAL	2-0	0.00	3	0	0	0	6.0	3	0	0	0	3	7
	Aberdeen (A)	BAL	1-1	5.40	2	0	0	0	5.0	2	3	3	1	0	4
	Bowie (AA)	BAL	1-1	4.53	18	7	0	1	55.2	56	33	28	7	28	38
	BALTIMORE (AL)	BAL	0-0	13.50	2	0	0	0	3.1	5	5	5	2	1	3
	Norfolk (AAA)	BAL	1-0	1.80	4	0	0	0	10.0	4	2	2	1	1	14
	Minor League Totals		31-43	4.71	141	117	3	1	653.1	630	380	342	53	301	589
	Major League Totals		0-0	13.50	2	0	0	0	3.1	5	5	5	2	1	3





BOBBY BUNDY RHP

DOB: 1/13/90 **Opening Day Age:** 27 **B/T:** R/R

Height: 6-2 **Weight:** 215 **Service Time:** 0.000

Born: Tulsa, OK **Resides:** Owasso, OK

Acquired: Selected by Baltimore in the 8th round of the 2008 draft. Re-signed prior to 2017 season.

First MLB Win:

First MLB Strikeout:

Twitter: @BobbyBundy

GAME CAREER-HIGHS

Strikeouts: 9, 2x, last: 7/18/11 @ SAL **IP:** 9.0, 7/18/11 @ SAL
Walks: 5, 4x, last: 6/12/12 vs. POR **ER Allowed:** 10, 7/3/12 @ NBR

2016 HIGHLIGHTS

- Spent the majority of the year with Double-A Bowie, where he went 3-1 with a 3.49 ERA in 36 games
 - Ranked third on the Baysox with 36 appearances
 - Registered 46 strikeouts and 19 walks while holding Eastern League batters to a .245 average
 - Struck out at least one batter in 28 of his 36 outings with the Baysox
 - Held batters to a .228 average (13-57) with runners in scoring position, including a .179 mark (5-28) with RISP & two outs
 - Promoted to Norfolk and made Triple-A debut on September 3 at Charlotte, throwing a scoreless inning of relief
- 2015:** Limited to eight games for Double-A Bowie (15.0 IP), where he went 1-0 with a 4.20 ERA...Registered at least one strikeout in each appearance, extending his run of recording at least one strikeout in a game to 43 consecutive appearances (streak began on June 16, 2011)...Went 1-0 with a 2.57 ERA (2 ER, 7.0 IP) in three home appearances...He and his younger brother, Dylan, appeared in the same game on two occasions (4/24 at Akron and 4/29 at Erie)...Suffered a right knee injury while fielding a ground ball on May 5 vs. Akron and underwent season-ending surgery.
- 2014:** Limited to six total games between the GCL Orioles (R) and Aberdeen (A)...With Aberdeen, had a 5.40 ERA (3 ER, 5.0 IP) with five strikeouts in three appearances...Registered nine strikeouts in 7.2 innings pitched between the two levels.
- 2013:** Did not pitch due to injury which required bone spurs to be removed from his right elbow.
- 2012:** Ranked 5th in innings pitched (80.2) with Double-A Bowie...Had strongest outing of the season against Richmond on April 11, pitching 6.0 shutout innings and allowing only two hits.
- 2011:** Ranked third in the Carolina League with a 2.75 ERA...Was the Orioles Organizational Pitcher of the Month for May when he went 3-1 with a 2.93 ERA (10 ER, 30.2 IP) with 25 strikeouts in five appearances...He also won the award in July when he went 4-0 with a 2.11 ERA (10 ER, 42.2 IP) with 33 strikeouts in six appearances...Was the Carolina League Pitcher of the Week, May 16-23, when he was 1-0 with one run on three hits and struck out eight in 8.0 innings...Named League Pitcher of the Week again for the week of July 18-25 when he was 2-0 with a 0.56 ERA (1 ER, 16.0 IP) with 15 strikeouts...Was selected to the Carolina League midseason All-Star Team...Tied for second in the CL with 11 wins and ranked third in the league with a 1.10 WHIP...Had the third-highest strikeouts per nine innings pitched ratio (7.44) and third-lowest opponent batting average (.230) in the league.
- 2010:** Led Delmarva with a 3.65 ERA (minimum 10 starts) and led the team in innings pitched (116.0) and strikeouts (91)...Was the only Shorebird pitcher to toss a complete game...In five August starts, went 2-1 with a 2.73 ERA (10 ER, 33.0 IP) with 19 strikeouts and six walks.
- 2009:** Tied for second at Bluefield in games starts (12)...Tossed the only complete game by a Bluefield starter on July 6 against Burlington and recorded his first career win...Struck out a season-high eight August 16 against Bristol.
- 2008:** Struck out four and walked none in two innings with the GCL O's.
- PERSONAL:** Robert Joseph Bundy was selected by Baltimore in the 8th round of the 2008 draft...Attended Sperry High School (OK)...Is the older brother of RHP Dylan Bundy, Baltimore's first round selection in the 2011 draft.

YR	Team	ORG	W-L	ERA	G	GS	CG	SV	IP	H	R	ER	HR	BB	SO
08	GCL Orioles (R)	BAL	0-0	9.00	2	0	0	0	2.0	5	2	2	1	0	4
09	Bluefield (R)	BAL	2-7	5.10	12	12	1	0	54.2	47	38	31	6	19	38
10	Delmarva (A)	BAL	4-6	3.65	28	18	1	0	116.0	100	60	47	12	42	91
11	Frederick (A)	BAL	11-5	2.75	20	20	1	0	121.0	102	43	37	8	31	100
	Bowie (AA)	BAL	1-3	9.60	5	4	0	0	15.0	25	19	16	3	11	13
12	Bowie (AA)	BAL	2-11	6.25	17	17	0	0	80.2	98	66	56	7	35	64
13															
14	GCL Orioles (R)	BAL	0-0	10.12	3	3	0	0	2.2	4	4	3	0	2	4
	Aberdeen (A)	BAL	0-0	5.40	3	0	0	0	5.0	3	3	3	0	2	5
15	Bowie (AA)	BAL	1-0	4.20	8	0	0	0	15.0	15	7	7	0	10	14
16	Bowie (AA)	BAL	3-1	3.49	36	0	0	1	49.0	46	22	19	4	19	46
	Norfolk (AAA)	BAL	0-0	0.00	1	0	0	0	1.0	1	0	0	0	0	0
	Minor League Totals		24-33	4.31	135	74	3	1	462.0	446	264	221	41	171	379



ANTHONY CARONIA IF

DOB: 5/22/91 Opening Day Age: 24 B/T: L/R

Height: 6-1 Weight: 170 Service Time: 0.000

Born: Orlando, FL Resides: Orlando, FL

Acquired: Selected by Baltimore in the 27th round of the 2012 draft

First MLB Hit:

First MLB Home Run:

Twitter:

GAME CAREER-HIGHS

Hits: 4, 4x, last: 7/24/14 @ ROM

Runs: 4, 7/3/12 vs SI

RBI: 5, 7/17/12 @ SI

Hitting Streak: 13 games, 2013

2016 HIGHLIGHTS

- Spent the majority of the season with Class-A Frederick, where he hit .245 with three RBI in 41 games
- Batted .333 (9-27) with three RBI in 10 games in April
- Collected an RBI in each of his first three games with the Keys, but did not register another RBI over his final 38 games
- Hit .286 (20-70) with a .320 on-base percentage over the first half of the season
- Appeared in four games over two stints with Bowie, hitting .167 (2-12)
- Registered his first Double-A hit (a single) on May 20 at Harrisburg
- Spent time on the disabled list in August with a strained left groin

2015: Played majority of the season with Delmarva, where he hit .242 with nine doubles, one home run and 28 RBI...Ranked third on the team with 20 stolen bases; caught 10 times...Hit .354 (23-65) with eight RBI, six walks and a .408 OBP in the Month of May...Drove in 24 runs with RISP while batting .253 (24-95)...Had 18 multi-hit games, including a 3-for-3 contest with a home run and 4 RBI on June 9 vs. Myrtle Beach...Batted .264 (71-269) and collected 21 of his 28 RBI against right-handed pitching...Made his Triple-A debut with Norfolk on 5/16, recording his first hit with the Tides on 5/17.

2014: Led Class-A Delmarva with a .364 average and 12 stolen bases...Collected a season-high four hits twice: July 24 (4-5, 3 RBI, SB) and August 23 (4-5, RBI, 2 R, 2 SB)...Registered 20 multi-hit games...Hit safely in a season-high eight consecutive games (including six multi-hit efforts) from July 19 - August 5...Batted .385 (30-78) in 25 home games and .388 (50-129) after the All-Star break...Hit .348 (24-69) with runners on base and .386 (17-44) with RISP.

2013: Spent the majority of the season at Delmarva, where he hit .289 with two doubles and 12 RBI...Finished the season on a 13-game hitting streak, over which he hit .320 (16-50)...With the Shorebirds, batted .414 (12-29) against left-handed pitching...Over two stints with Frederick, he hit .179 (5-28) with an RBI...Four of his five hits with the Keys came on May 8 at Winston-Salem (4-5, R).

2012: Was third on Class-A Aberdeen in steals (10)...Went 4-for-4 with a triple, home run, and five RBI for the IronBirds on 7/17...Hit .286 (14-49) and registered all four of his extra-base hits and seven RBI with Aberdeen as a shortstop; hit .185 (10-54) when playing any other position for the IronBirds...Hit .316 (12-38) and posted a slugging percentage of .526 with runners on base for Aberdeen.

PERSONAL: Anthony Jason Caronia was selected by the Baltimore Orioles in the 27th round of the 2012 draft... Attended the University of Tampa, the same school that produced MLB all-stars Tino Martinez and Lou Piniella, as well as fellow O's farmhand RHP Jon Keller...During his junior season at Tampa, he posted a .295 batting average with 19 RBI and led the team with 10 stolen bases as the Spartans made an NCAA South Regional appearance...Attended the State College of Florida as a sophomore and the University of Central Florida as a freshman...Attended Bishop Moore High School in Orlando, FL, where he was selected as the 2009 Florida Athletic Coaches Association Player of the Year at 4A after hitting .428 with five home runs and 38 RBI as a senior.

YR	Team	ORG	AVG	G	AB	R	H	2B	3B	HR	RBI	BB	SO	SB	OBP
12	GCL Orioles (R)	BAL	.500	3	12	1	6	0	0	0	3	0	2	1	.538
	Aberdeen (A)	BAL	.233	33	103	13	24	1	2	1	7	12	26	10	.316
	Delmarva (A)	BAL	.100	7	20	0	2	0	0	0	0	1	7	1	.143
13	Frederick (A)	BAL	.179	13	28	2	5	0	0	0	1	2	9	2	.233
	Delmarva (A)	BAL	.289	45	142	15	41	2	0	0	12	16	35	7	.363
14	Delmarva (A)	BAL	.364	53	176	25	64	8	1	1	18	13	41	12	.411
15	Norfolk (AAA)	BAL	.125	3	8	1	1	0	0	0	0	0	1	0	.125
	Frederick (A)	BAL	.242	104	330	38	80	9	3	1	28	19	68	20	.281
16	Bowie (AA)	BAL	.167	4	12	0	2	0	0	0	0	0	2	1	.167
	Frederick (A)	BAL	.245	41	102	10	25	2	0	0	3	5	31	3	.278
Minor League Totals			.268	306	933	105	250	22	6	3	72	68	222	57	.318



ALEX CASTELLANOS OF

DOB: 8/4/86 **Opening Day Age:** 30 **B/T:** R/R

Height: 6-0 **Weight:** 200 **Service Time:** 0.066

Born: Miami, FL **Resides:**

Acquired: Signed by Baltimore as minor league free agent, 1/24/17

First MLB Hit: 6/1/12 @ COL (triple, Carlos Torres)

First MLB Home Run: 10/3/12 vs. SF (Jean Machi)

Twitter:

GAME CAREER-HIGHS

Hits: 4, 4x, last: 7/23/14 vs. SAC

RBI: 6, 7/23/14 vs. SAC

Runs: 5, 8/12/08 @ GRE

Hitting Streak: 15 games, 2009

2016 HIGHLIGHTS

- Spent the entire season with Triple-A Albuquerque in the Colorado system, hitting .299 with 25 RBI in 49 games
- Missed the beginning of the season with a broken left hand after being hit by a pitch in spring training
- Joined the Isotopes on May 31 vs. Fresno and went 3-for-4 with two doubles and a run scored in his first game
- Hit .370 (20-54) with three home runs and seven RBI against left-handed pitching
- Had 12 multi-hit contests, including five different games in which he registered three hits
- Homered twice and drove in three runs, September 3 at El Paso
- Batted .314 (33-105) with four home runs, 17 RBI and 19 runs scored after the All-Star break

2015: Spent the majority of the season with Triple-A Las Vegas in the New York Mets organization...Started 22 games in left field, 12 games in center field, six games in right field, 21 games at third base and eight games at first base...Tied for the team lead in doubles (32) and ranked third in home runs (16)...Signed with the Yomiuri Giants of the Japanese Pacific League, hitting .100 (2-20) with one RBI in six games.

2014: Played in 113 games with Triple-A El Paso in the Padres organization...Made appearances at first base, second base, third base, left field, center field, right field and designated hitter...Hit .303 (23-for-76) vs. left-handed pitchers.

2013: Played a majority of the season with Triple-A Albuquerque, where he hit .257 with 19 home runs and 61 RBI in 105 games...Named a *Baseball America* Triple-A All-Star...Had two four-game stints with Los Angeles (June and September)...Hit a pinch-hit home run off of San Francisco's Tiim Lincecum, September 14 vs. San Francisco.

2012: Split time between Triple-A Albuquerque and the Los Angeles Dodgers...Made his Major League debut May 31 and was hit by a pitch by Milwaukee's Kameron Loe as a pinch-hitter in his first plate appearance...Tripled for his first Major League hit, June 1 at Colorado vs. Carlos Torres...Added his first Major League home run Oct. 3 vs. San Francisco's Jean Machi...Was named a MiLB.com Organization All-Star and a Topps Triple-A All-Star after leading the Pacific Coast League in OPS (1.010) and finishing second in slugging percentage (.590).

2011: Named a Double-A Texas League midseason All-Star and a Topps Double-A All-Star...Was traded from St. Louis to Los Angeles in exchange for IF Rafael Furcal and cash, July 31...Combined to hit a career-best 23 home runs.

2010: Led the Florida State League and set a High-A Palm Beach single-season franchise record with 35 doubles in 120 games...Also led the league with 55 extra-base hits and ranked third with a .462 slugging percentage...

2009: Appeared at every position except pitcher and catcher while playing with High-A Quad Cities and Double-A Palm Beach.

2008: Spent a majority of the season with Rookie Level Johnson City where he led the club with four triples and 20 stolen bases, second-most in the Appalachian League.

PERSONAL: Alejandro Luis Castellanos was signed by Baltimore as a minor league free agent on 1/24/17...Originally selected by St. Louis in the 10th round of the 2008 draft...Attended Belmont Abbey College, where he led the team to a school record 41 wins and an NCAA Division II Regional appearance in 2008...Was named All-Region in 2008 after hitting .390 with 12 home runs, 54 RBI and a Division II-leading 31 doubles...Was also an All-America and All-Region selection as a freshman in 2007...Attended Coral Park High School in Miami, FL, the same school that produced former MLB All-Star Jose Canseco, his brother Ozzie Canseco, and former Tides outfielder Luis Montañez.

YR	Team	ORG	AVG	G	AB	R	H	2B	3B	HR	RBI	BB	SO	SB	OBP
08	Johnson City (R)	STL	.298	49	181	42	54	14	4	7	31	8	45	20	.354
	Batavia (A)	STL	.269	10	26	6	7	2	2	0	4	2	7	0	.345
09	Quad Cities(A)	STL	.270	82	311	51	84	21	4	5	34	20	89	21	.336
	Palm Beach (A)	STL	.189	21	53	5	10	1	1	1	2	2	19	0	.232
10	Palm Beach (A)	STL	.270	129	459	62	124	35	7	13	58	38	112	19	.339
11	Springfield (AA)	STL	.319	93	354	72	113	21	4	19	62	24	94	10	.379
	Chattanooga (AA)	LAD	.322	32	121	30	39	14	4	4	23	15	24	4	.406
12	Albuquerque(AAA)	LAD	.328	94	344	74	113	25	7	17	52	46	85	16	.420
	LOS ANGELES (NL)	LAD	.174	16	23	3	4	0	1	1	3	0	8	0	.200
13	Albuquerque(AAA)	LAD	.257	105	385	75	99	14	5	19	61	41	112	19	.347
	LOS ANGELES (NL)	LAD	.167	8	18	2	3	1	0	1	1	0	5	0	.167
14	El Paso (AAA)	SD	.275	113	360	69	99	25	5	8	42	37	104	8	.351
15	Las Vegas (AAA)	NYM	.314	79	280	58	88	32	2	16	56	24	73	5	.381
	Yomiuri (JPN)	--	.100	6	20	2	2	1	0	0	1	2	11	0	.182
16	Albuquerque(AAA)	COL	.299	49	164	27	49	10	1	6	25	13	59	1	.364
	Minor League Totals		.289	856	3038	571	879	214	46	115	450	270	823	123	.362
	Major League Totals		.171	24	41	5	7	1	1	2	4	0	13	0	.186
	Japanese League Totals		.100	6	20	2	2	1	0	0	1	2	11	0	.182



MICHAEL CHOICE OF

DOB: 11/10/89 Opening Day Age: 27 B/T: R/R

Height: 6-0 Weight: 230 Service Time: 0.166

Born: Fort Worth, TX Resides: Arlington, TX

Acquired: Signed by Baltimore as a minor league free agent, February 15, 2017

First MLB Hit: 9/3/13 vs. TEX (single, Bartolo Colon)

First MLB Home Run: 4/12/14 vs. HOU (Kevin Chapman)

Twitter: @vinnychoice

GAME CAREER-HIGHS

Hits: 5, 7/5/11 @ HD

Runs: 5, 4/14/13 @ REN

RBI: 6, 6/21/15 vs. IOW

Hitting Streak: 17 games, 2011

2016 HIGHLIGHTS

- Spent the season with Triple-A Columbus, hitting .246 with 14 home runs and 39 RBI in 71 games
- Batted .276 (16-58) with three home runs, eight RBI and a .348 OBP against left-handed pitching
- Hit a first inning grand slam as part of a nine-run inning in a 10-7 win vs. Norfolk, June 24
- Homed in three of four games from June 24-29, over which he collected seven RBI
- Hit .306 (34-111) with five home runs, 14 RBI and 14 runs scored over his final 30 games of the season
- Registered 15 multi-hit games, including a season-high three hits on August 23 at Indianapolis

2015: Spent the majority of the season with Triple-A Round Rock in the Rangers system, where he hit .244 with 12 home runs and 60 RBI in 110 games...Recalled to Texas on June 24 and appeared in one game before being optioned on June 25...Had a streak of 128 straight errorless games before committing his first error of the season on August 1 vs. Memphis... Designated for assignment on August 18 and traded to Cleveland for cash considerations on August 21...Homed in his first game with Columbus, August 23 at Durham...Hit .424 (14-33) with three home runs, six doubles and six RBI in 10 playoff games to help Columbus capture the Governors' Cup championship...Was named Governors' Cup Championship Series MVP for his efforts...DFA by Cleveland on November 25; outrighted to Columbus on November 30.

2014: Split the year between Texas and Round Rock...Had two stints with Texas (Opening Day-7/6; 8/25-end of season)...Suffered a season-ending left hamstring strain while running the bases in last game of that stretch on 9/14 vs. Atlanta...His nine home runs were the most by a Texas rookie since Mitch Moreland also had 9 in 2010...Was listed as Texas' No. 3 prospect by *Baseball America* entering 2014, and also the Number 98 prospect in MLB by *Baseball America*... Hit his first MLB home run on 4/12 vs. Houston, becoming the first player in Rangers history to have his first big league homer be a pinch-hit home run...Registered an MLB career-high four RBI on 5/4 at LAA.

2013: Named Oakland's Minor League Player of the Year by *Baseball America*...Selected as an outfielder on the Pacific Coast League postseason All-Star team at Sacramento...Ranked among PCL leaders in RBI (T-2nd, 89), hits (4th, 154), runs (T-4th, 90), at bats (7th, 510), and total bases (T-7th, 227)...Placed 2nd among all A's minor leaguers in runs and hits and ranked 3rd in average (.302)...Played in the Triple-A All-Star Game...Listed as the A's' No. 2 prospect by *Baseball America* entering the season...Purchased by the A's on 9/1, appearing in nine games the rest of the season...Registered his first MLB hit on 9/3 vs. Texas, a single off Martin Perez...Acquired by Texas from Oakland, along with IF Chris Bostick, in exchange for OF Craig Gentry and RHP Josh Lindblom, 12/3.

2012: Was limited to 91 games at Double-A Midland after missing final six weeks of season with a fractured left thumb...His .287 average ranked 5th among Oakland's minor leaguers...Started in LF for the United States in the All-Star Futures Game on 7/8 at KC...Sustained a fractured left thumb when hit by a pitch in only plate appearance on 7/21 at San Antonio and missed the rest of the season...Was rated as the A's 2nd-best prospect by *Baseball America* following the season.

2011: Shared A's organizational Player of the Year honors with Jermaine Mitchell...Led the California League in home runs (30) and ranked 5th in slugging (.542) at Class-A Stockton...Was 2nd among all Oakland minor league players in home runs, RBI (82), and total bases (253) and placed 3rd in extra base hits (59)...Was named to *Baseball America* High Class-A All-Star team, Topps Class-A All-Star team and California League postseason All-Star team...Reached base safely via a hit, walk or hit by pitch in 47 straight games from 6/5-8/11...Had a .318 average with 6 homers and 18 RBI in 17 games for Phoenix in the Arizona Fall League (T-3rd in league in homers and was 4th in slugging (.667))...Named to AFL Top Prospects Team and played in league's Rising Stars Game...Rated as the A's 5th-best prospect by *Baseball America* following the season.

PERSONAL: Michael Blair Choice was signed by Baltimore as a minor league free agent on 2/15/17...Was originally chosen by Oakland in the 1st round (10th overall) of the 2010 draft...Starred for three seasons at the University of Texas-Arlington, where he reached base safely in 157 of 166 college games while posting a career average of .392 with 34 home runs and 162 RBI...Is UTA's all-time leader in homers, ranks 2nd in RBI and total bases (393) and places 3rd in hits (242)...Was the 2010 Southland Conference Player of the Year, the same year he led NCAA Division I with a school and conference record 76 walks...Selected as the Southland Conference Freshman of the Year in 2008...Played for the USA Baseball Collegiate National team in the summer of 2009...Graduated from Mansfield Timberview High School in Arlington, TX in 2007.

YR	Team	ORG	AVG	G	AB	R	H	2B	3B	HR	RBI	BB	SO	SB	OBP
10	AZL Athletics (R)	OAK	.000	3	7	1	0	0	0	0	0	2	2	0	.222
	Vancouver (A)	OAK	.284	27	102	20	29	10	2	7	26	15	43	6	.388
11	Stockton (A)	OAK	.285	118	467	79	133	28	1	30	82	61	134	9	.376
12	Midland (AA)	OAK	.287	91	359	59	103	15	2	10	58	33	88	5	.356
13	Sacramento (AAA)	OAK	.302	132	510	90	154	29	1	14	89	69	115	1	.390
	OAKLAND (AL)	OAK	.278	9	18	2	5	1	0	0	0	1	6	0	.316
14	Round Rock (AAA)	TEX	.267	43	150	25	40	8	0	7	31	23	47	2	.379
	TEXAS (AL)	TEX	.182	86	253	20	46	6	1	9	36	21	69	1	.250
15	TEXAS (AL)	TEX	.000	1	1	0	0	0	0	0	0	0	1	0	.000
	Round Rock (AAA)	TEX	.244	110	406	53	99	25	1	12	60	32	115	2	.309
	Columbus (AAA)	CLE	.204	14	54	5	11	5	0	1	7	5	22	1	.306
16	Columbus (AAA)	CLE	.246	71	252	33	62	11	0	14	39	14	81	0	.304
	Minor League Totals		.274	609	2307	365	631	131	7	95	392	254	647	26	.356
	Major League Totals		.188	96	272	22	51	7	1	9	36	22	76	1	.253





SEAN COYLE

IF

DOB: 1/17/92 **Opening Day Age:** 25 **B/T:** R/R
Height: 5-8 **Weight:** 175 **Service Time:** 0.000
Born: Sellersville, PA **Resides:** Chalfont, PA
Acquired: Signed by Baltimore as a minor league free agent on 12/15/16
First MLB Hit:
First MLB Home Run:
Twitter: @SeenCoyle

GAME CAREER-HIGHS

Hits: 4, 2x, last: 8/9/13 @ ASH **RBI:** 7, 9/5/11 @ HIC
Runs: 4, 8/9/13 @ ASH **Hitting Streak:** 12 games, 2014

2016 HIGHLIGHTS

- Split the season between the Red Sox and Angels systems, combining to hit .181 with eight home runs and 27 RBI
- Opened the year with Triple-A Pawtucket, where he hit .125 with two home runs and four RBI in 24 games
- Started for the Pawsox on Opening Day vs. Buffalo, homering in a 2-0 Pawtucket victory
- Assigned to Double-A Portland on May 16 and appeared in 40 games for the Seadogs, hitting .185/.296/.308
- Homered in back-to-back games, May 23 and May 24 at Harrisburg
- From May 20 - June 5, hit .292 (14-48) with two home runs, four RBI and 10 runs scored
- Claimed by the Los Angeles Angels on waivers on July 18 and assigned to Double-A Arkansas on July 21
- Homered twice on August 2 at Northwest Arkansas, including a game-tying solo home run in the 9th inning
- Designated for assignment on August 13 and outrighted to Arkansas on August 16
- Finished the season on a 10-game hitting streak, over which he hit .400 (16-40) with five XBH and five runs scored

2015: Limited to 39 games with Triple-A Pawtucket due to two stints on the DL...His first Triple-A hit was a two-run home run on 4/10 at Lehigh Valley against PHI's Chad Billingsley (on rehab)...Went deep in each of his first two games at McCoy Stadium, 4/16 and 4/17 vs. Rochester...Drew a walk-off walk in the 11th inning on 6/28 vs. Gwinnett...Returned to the DL on 7/7 (retro to 7/4) with a lower back strain and missed the remainder of the season...Hit .280 (14-for-50) with five doubles, one home run and 9 RBI in 13 rehab games between the GCL Red Sox (10 games) and Short-A Lowell (3 games).

2014: Named an Eastern League midseason All-Star with Portland in his Double-A debut...Had the 3rd-most HR among Boston farmhands (16) in only 96 games...Ranked 5th among full-season Red Sox minor leaguers in AVG (.295)...Placed among EL qualifiers in AVG (8th), SLG (4th, .512), and HR rate (8th, 21.0 AB/HR)...Led the Sea Dogs in runs, HR, RBI, and total bases (172)...Hit .336 (73-for-217) before the All-Star break...Was the EL leader in SLG (.585) and OPS (.997) in the first half (minimum 200 at-bats)...Started a 5-4-3 triple play on 4/21 at Binghamton, the 1st-ever triple play turned in Sea Dogs history...Missed time on the DL from 5/2 (retro to 4/30) until 5/22 with a right index finger contusion...Went on the DL again on 8/9 (retro to 8/8) with a right ankle sprain and was activated 8/20...Had two double-digit hit streaks, a season-high 12-game run from 4/21-5/31 (.477, 21-for-44) and a 10-game streak from 6/23-7/28 (.419, 13-for-31)...His first Double-A hit was a home run on 4/4 at Reading...Named EL Player of the Month for June after hitting .348 (32-for-92), 6 HR, 22 RBI and tying for the league lead in total bases (tied, 60) and XBH (tied, 15)... Reached safely in 28 consecutive games from 6/6-7/6 (.362, 34-for-94, 6 2B, 3B, 8 HR, 30 RBI, 16 BB, .452 OBP)...Selected as EL Player of the Week for 6/23-29...Started at 2B as the leadoff hitter for the East Team in the EL All-Star Game on 7/16 in Altoona, PA (1-for-3, SB)...Selected to participate in the MLB All-Star Futures Game on 7/13 at Target Field in Minnesota...Homered twice in four playoff games for Portland (.286, 4-for-14, 2B, 2 HR, 4 RBI, 3 R)...Added to Boston's 40-man roster on 11/20.

2013: Ranked T-3rd in the Red Sox system with 16 HR despite being limited to 60 games, mostly at High-A Salem (48 G)...Including 6 games for Single-A Greenville and a 6-game rehab stint in the Gulf Coast League, combined to hit .242 (58-for-240) with 12 2B, 16 HR, 35 RBI, and 12 SB...Spent time on the DL from 6/4-8/5 with right hamstring tendinitis...Hit .417 (5-for-12) with 3 2B, 3B, and 7 RBI in postseason play to help the Salem Sox to the Mills Cup Championship...Named MVP of the Mills Cup Finals.

2012: Spent the season at High-A Salem and led qualifying Carolina League 2B in fielding % (.967), chances (483), putouts (177), assists (290), and double plays (67)...Paced Salem with 15 HBP and ranked among club leaders in games (2nd, 116), at-bats (T-2nd, 437), runs (4th, 60), hits (4th, 109), 2B (T-2nd, 31), RBI (3rd, 63), and total bases (3rd, 193)...Following the season, ranked by *Baseball America* as Boston's top prospect at 2B.

PERSONAL: Sean Edward Coyle was signed by Baltimore as a minor league free agent on 12/15/16...Originally selected by Boston in the 3rd round of the 2010 draft out of Germantown Academy (PA)...Hit .562 with 55 RBI, 22 steals and a school-record 13 home runs as a high school senior in 2010...Hit .296 in eight games for USA Baseball's 18-and-under team during the squad's gold-medal run at the Pan American Games in 2009...His brother, Tommy Coyle, was selected by Tampa Bay in the 16th round of the 2012 June Draft.

YR	Team	ORG	AVG	G	AB	R	H	2B	3B	HR	RBI	BB	SO	SB	OBP
10	GCL Red Sox (R)	BOS	.200	3	10	5	2	1	0	0	0	1	1	0	.333
11	Greenville (A)	BOS	.247	106	384	77	95	27	7	14	64	60	110	20	.362
12	Salem (A)	BOS	.249	116	437	60	109	31	2	9	63	29	116	16	.316
13	GCL Red Sox (R)	BOS	.150	6	20	3	3	0	0	1	3	3	6	1	.292
	Greenville (A)	BOS	.320	6	25	4	8	3	0	1	4	3	9	0	.393
	Salem (A)	BOS	.241	48	195	41	47	9	1	14	28	24	65	11	.321
14	Portland (AA)	BOS	.295	96	336	60	99	23	1	16	61	38	95	13	.371
15	Pawtucket (AAA)	BOS	.159	39	126	21	20	3	0	5	16	20	44	4	.274
	GCL Red Sox (R)	BOS	.289	10	38	10	11	4	0	1	8	3	19	0	.357
	Lowell (A)	BOS	.250	3	12	2	3	1	0	0	1	1	3	1	.308
16	Pawtucket (AAA)	BOS	.125	24	72	6	9	1	0	2	4	6	30	1	.192
	Portland (AA)	BOS	.185	40	146	21	27	9	0	3	10	19	56	1	.296
	Arkansas (AA)	LAA	.204	40	157	20	32	6	1	3	13	14	56	7	.277
Minor League Totals			.237	537	1958	330	465	118	12	69	275	221	610	75	.325



STEFAN CRICHTON RHP

DOB: 2/29/92 Opening Day Age: 25 B/T: R/R

Height: 6-3 Weight: 200 Service Time: 0.000

Born: Houston, TX Resides: Katy, TX

Acquired: Selected by Baltimore in the 23rd round of the 2013 draft

First MLB Win:

First MLB Strikeout:

Twitter:

GAME CAREER-HIGHS

Strikeouts: 5, 5x, last: 9/3/16 @ AKR

IP: 6.0, 8/28/13 vs. GCL Twins

Walks: 2, 7x, last: 8/19/16 vs. AKR

ER Allowed: 6, 4/15/16 @ AKR

2016 HIGHLIGHTS

- Spent the season with Double-A Bowie, where he went 2-6 with one save and a 3.73 ERA in 48 games (four starts)
- His 48 appearances led Baysox relievers and tied for 6th in the Eastern League
- Posted a 3.00 ERA (4 ER, 12.0 IP) in four starts and a 3.88 ERA (26 ER, 60.1 IP) in his 44 relief appearances
- In 27 games (one start) at home, registered a 2.54 ERA (11 ER, 39.0 IP) while holding batters to a .248 average
- Without his appearance on April 15 at Akron (6 ER, 0.2 IP), his ERA in his other 47 appearances was 3.01
- Posted a 1.46 ERA (2 ER, 12.1 IP) in 12 relief appearances in July, holding Eastern League batters to a .191 average
- Registered at least one strikeout in 36 of his 48 appearances, including a season-high five punchouts on 9/3 at Akron
- 23 of his 48 appearances were multiple-inning outings, including four different 3.0-inning outings
- Over his final 10 games, he posted a 2.87 ERA (5 ER, 15.2 IP) while striking out 17

2015: Split the season between Class-A Delmarva and Advanced-A Frederick going 4-4 with six saves and a 3.40 ERA in 35 games...Tied for second on the Shorebirds in appearances (28) and was fifth in games finished (nine)...Posted a 1.10 ERA (4 ER, 32.2 IP), while holding South Atlantic League opponents to a .210 batting average in 12 appearances from 4/20-6/11... Pitched to a 1.35 ERA (3 ER, 20.0 IP) over seven relief outings in May...Struck out a season-high five batters, 6/25 vs. Hagerstown...Debuted with Frederick and tossed 2.0 scoreless innings, 8/12...Posted a 1.74 ERA (2 ER, 10.1 IP) in five August outings with the Keys...Struck out at least two batters in each of his seven appearances with the Keys, registering 18 strikeouts and just one walk in 13.1 IP.

2014: Registered a 4.47 ERA in 20 games for Class-A Aberdeen...Posted the best walk per 9.0 IP ratio (1.3) among relievers in the New York-Penn League...Led the IronBirds with 20 appearances...Tossed a season-high 4.2 innings in relief, 7/21...Went 1-1 with a 2.20 ERA (4 ER, 16.1 IP) over eight July outings...Held RHH to a .244 batting average (21-86).

2013: Made pro debut with the GCL Orioles, posting a 1.96 ERA in six games (four starts)...Earned his first professional win, August 5 vs. the GCL Red Sox.

PERSONAL: Stefan Brook Crichton was selected by Baltimore in the 23rd round of the 2013 draft...Attended Texas Christian University, where he helped the Horned Frogs capture regular season Mountain West championships in 2011 and 2012... In 2011, was named a *Louisville Slugger* Freshman All-American and Second-Team All-Mountain West...Was teammates with MLB players OF Jason Coats, LHP Brandon Finnegan, LHP Matt Purke and IF Taylor Featherston at TCU...Was a four-year player at Cinco Ranch High School in Katy, TX, where he was named MVP of his team and was named First-Team All-District during his junior season.

YR	Team	ORG	W-L	ERA	G	GS	CG	SV	IP	H	R	ER	HR	BB	SO
13	GCL Orioles (R)	BAL	3-1	1.96	6	4	0	0	23.0	13	5	5	1	3	21
14	Aberdeen (A)	BAL	2-5	4.47	20	1	0	1	44.1	56	26	22	2	7	40
15	Delmarva (A)	BAL	4-4	3.27	28	1	0	4	66.0	64	34	24	1	12	50
	Frederick (A)	BAL	0-0	4.05	7	0	0	2	13.1	14	6	6	0	1	18
16	Bowie (AA)	BAL	2-6	3.73	48	4	0	1	72.1	73	35	30	4	26	61
Minor League Totals			11-16	3.58	109	10	0	8	219.0	220	106	87	8	49	190



GLYNN DAVIS

OF

DOB: 12/7/91 Opening Day Age: 25 B/T: R/R

Height: 6-3 Weight: 170 Service Time: 0.000

Born: Baltimore, MD Resides: Pasadena, MD

Acquired: Signed by Baltimore as a non-drafted free agent, 8/20/10

First MLB Hit:

First MLB Home Run:

Twitter: @G_Willy_D23

GAME CAREER-HIGHS

Hits: 4, 3x, last: 4/13/14 vs. LYN

Runs: 4, 4/13/14 vs. LYN

RBI: 4, 3x, last: 6/5/16 vs. AKR

Hitting Streak: 12 games, 2014

2016 HIGHLIGHTS

- Spent the healthy part of his season with Bowie, rehabbing briefly with the GCL O's after a left rib injury
 - Hit .333 (22-66) with a .375 on-base percentage against left-handed pitching
 - Tied a career high with four RBI on two occasions: April 16 at Akron and June 5 vs. Akron
 - Had an 11-game hitting streak from June 5-22, over which he hit .342 (15-44) with six RBI and nine runs scored
 - Hit .345 (10-29) with one home run, 15 RBI and a .387 OBP with two outs and runners in scoring position
 - Placed on disabled list with a left rib injury on July 17 and missed over a month; spent six rehab games with GCL O's
 - Returned from the DL and hit .289 (13-45) with two home runs, six RBI and seven runs scored over his final 16 games
- 2015:** Spent the majority of his season in Bowie, where he hit .268 with 21 doubles, two home runs and 36 RBI...Had 26 multi-hit games...Had a season-high eight-game hitting streak from April 27 - May 7, over which he hit .424 (14-33) with four multi-hit games, six extra-base hits and five RBI...Ranked fifth in the Orioles organization with 22 stolen bases...Hit .340 (32-94) with a .415 on-base percentage against left-handed pitching...Batted .365 (31-85) with 32 RBI with runners in scoring position, and .447 (17-38) with RISP and two outs...Hit a walk-off home run in the 11th inning against Akron, May 6...Batted .270 (68-252) with 30 runs, 15 doubles and a .348 on-base percentage when batting 1st or 2nd...Batted .250 (6-24) with three extra-base hits and five RBI in the Eastern League Playoffs...Suffered a knee injury on June 25 and did not appear in another game with the Baysox until August 7...Played seven rehab games at Class-A Aberdeen, where he hit .241 (7-29) with two RBI...Presented the Elrod Hendricks Minor League Community Service Award
- 2014:** Opened the season with Class-A Frederick before joining Double-A Bowie in late July...Hit .299 between the two levels, the 7th-highest average among Orioles minor leaguers...Tied for fourth among Orioles farmhands with 23 stolen bases...Ranked 4th in the Carolina League with a .295 average in 89 games at Frederick...Named to the CL Midseason All-Star Team...Opened the season with an 11-game hitting streak, over which he hit .458 (22-48) with a .490 on-base percentage; had two four-hit games over that stretch (April 6 at Lynchburg and April 13 vs. Lynchburg)...Hit safely in 22 consecutive road contests from April 21 - June 4, the longest road hitting streak in the CL in 2014...Hit .343 (23-67) in 17 games in July with the Keys before being promoted to Bowie on July 22...Hit safely in his first six games at the Double-A level, including back-to-back three-hit games on July 27 vs. Altoona and July 28 at Akron...Hit first Double-A home run, August 1 at Binghamton.
- 2013:** Spent entire season with Class-A Frederick, where he hit .234 with 19 stolen bases in 97 games...Hit both of his home runs on April 7 vs. Salem, with his second home run a two-run walk-off shot...Twice collected three RBI in a game: April 7 vs. Salem and May 6 at Winston-Salem...Ranked second on the Keys with 19 stolen bases...Hit .352 (25-71) with a .459 on-base percentage against left-handed pitching.
- 2012:** Led Class-A Delmarva in runs scored (53) and steals (29)...Was second on the team in hits (100) and walks (51)...Had a 26-game on-base streak from June 26-July 26...Named the Best Defensive Outfielder and Fastest Baserunner in the Orioles system after the season by *Baseball America*.
- 2011:** Led the IronBirds in runs (34), doubles (14) and stolen bases (23, tied for 5th in the New York-Penn League)...Was second in at-bats (255) and second in hits (69).
- PERSONAL:** Glynn William Davis was signed by Baltimore as non-drafted free agent on 8/20/10...Attended Community College of Baltimore County-Catonsville, the same college that produced former Orioles pitcher and current MASN analyst Dave Johnson (who is also the father of former Tides RHP Steve Johnson)... Attended Northeast High School in Pasadena, MD...Went undrafted in the 2010 draft and was committed to transfer to the University of Central Florida before signing with Baltimore...Played shortstop in college before converting to an outfielder.

YR	Team	ORG	AVG	G	AB	R	H	2B	3B	HR	RBI	BB	SO	SB	OBP
11	GCL Orioles (R)	BAL	.435	6	23	4	10	2	0	1	2	4	3	1	.519
	Aberdeen (A)	BAL	.271	62	255	34	69	14	0	1	14	25	53	23	.337
	Frederick (A)	BAL	.250	1	4	0	1	0	0	0	0	0	1	0	.250
12	Delmarva (A)	BAL	.252	101	397	53	100	16	2	0	25	51	91	29	.342
	Frederick (A)	BAL	.256	22	82	11	21	1	1	0	4	12	25	8	.358
13	Frederick (A)	BAL	.234	97	364	42	85	17	3	2	32	43	74	19	.316
14	Frederick (A)	BAL	.295	89	352	65	104	21	4	1	31	36	69	20	.363
	Bowie (AA)	BAL	.313	26	96	9	30	6	0	1	12	2	20	3	.330
15	Aberdeen (A)	BAL	.241	7	29	3	7	0	0	0	2	1	8	0	.267
	Bowie (AA)	BAL	.268	96	365	45	98	21	1	2	36	34	79	22	.333
16	GCL Orioles (R)	BAL	.200	6	25	1	5	0	0	1	5	1	7	1	.231
	Bowie (AA)	BAL	.251	80	247	32	62	12	2	5	33	21	60	6	.309
	Minor League Totals		.264	593	2239	299	592	110	13	14	196	230	490	132	.335



CHRIS DICKERSON OF

DOB: 4/10/82 **Opening Day Age:** 35 **B/T:** L/L

Height: 6-4 **Weight:** 230 **Service Time:** 4.026

Born: Hollywood, CA **Resides:** Marina del Rey, CA

Acquired: Re-signed by Baltimore as a minor league free agent, 12/15/16

First MLB Hit: 8/12/08 @ PIT (double, Jeff Karstens)

First MLB Home Run: 8/15/08 vs. STL (Brad Thompson)

Twitter: @CDickerson_PFTP

GAME CAREER-HIGHS

Hits: 5, 4/5/07 @ MOB

Runs: 4, 5/2/05 @ CLE

RBI: 5, 3x, last: 5/16/15 vs. TOL

Hitting Streak: 16 games, 2014

2016 HIGHLIGHTS

- Signed by Baltimore as a minor league free agent on August 20th and joined Double-A Bowie that night
 - Hit .322 with nine extra-base hits, eight multi-hit games and 10 RBI in 15 games with the Baysox
 - Had nine different games with an RBI for the Baysox and ended the season with four straight multi-hit contests
- 2015:** Spent the season with Triple-A Buffalo in the Blue Jays system, hitting .270 with one home run, 10 stolen bases and 21 RBI in 38 games...Tied his career-high with five RBI on May 16 vs. Toledo, as he hit a grand slam in a 16-2 win...Underwent surgery on his left shoulder in June and missed the remainder of the year.
- 2014:** Signed by Pittsburgh in the offseason, spent the first half of his season with Triple-A Indianapolis...Had a 16-game hit streak from April 29 - May 19, over which he hit .406 (26-64) with 10 RBI and a .467 OBP; lost his hit streak with a pinch-hitting appearance on May 19 but followed that up with hits in five consecutive games...Batted .309 with seven home runs and 30 RBI in 65 games for Indianapolis before being traded to Cleveland on July 7 in exchange for cash considerations.
- 2013:** Opened the year with Norfolk and had his contract selected by Baltimore on April 10...Hit .313 (15-48) with four home runs and 11 RBI over his first 20 games with the Orioles...Designated for assignment on July 19 and outrighted to Norfolk...Played with Norfolk through the end of the year, hitting .243 with two home runs and eight RBI...Had contract selected by Baltimore on September 6; appeared in 10 games with Baltimore in September.
- 2012:** Spent the majority of the year with Triple-A Scranton/Wilkes-Barre...Placed on the disabled list April 12 with a strained right oblique and missed nearly two months of action... Homered twice as part of a 4-for-6 contest, July 26 at Gwinnett...Had contract selected by New York on September 1 and batted .286 (4-for-14) with two home runs and five RBI in 25 games for the Yankees...Hit a two-run homer in his first at-bat with the club, 9/2 at Baltimore.
- Career Highlights:** Traded from Milwaukee to the New York Yankees for RHP Sergio Mitre, 3/25/11...Traded to the Brewers from Cincinnati in exchange for OF Jim Edmonds, 8/9/10...Made MLB debut on 8/12/08 at Pittsburgh, collected first MLB hit, a double, off of the Pirates' Jeff Karstens that night...Hit his first ML home run on 8/15/08 vs. St. Louis (off of Brad Thompson)...Each of his first six career Major League hits went for extra-bases...Hit for the cycle on July 26, 2007 for Louisville at Scranton/WB.
- PERSONAL:** Christopher Charles Dickerson signed with Baltimore on 12/15/16 as a minor league free agent... Originally selected in the 16th round of the 2003 draft out of the University of Nevada-Reno...Selected in the 32nd round of the 2000 draft by the New York Yankees but did not sign...Graduated from Notre Dame High School (CA), where he had his number retired in February 2012...Is CEO and Co-Founder of "Players for the Planet," an organization that focuses on building awareness about environmental issues...Has contributed to the World Child Project, an organization which provides for orphaned and abandoned children around the world.

YR	Team	ORG	AVG	G	AB	R	H	2B	3B	HR	RBI	BB	SO	SB	OBP
03	Billings (R)	CIN	.244	58	201	36	49	6	4	6	38	39	66	9	.376
04	Potomac (A)	CIN	.200	15	45	5	9	2	0	0	5	7	14	3	.321
	Dayton (A)	CIN	.303	84	314	50	95	15	3	4	34	51	92	27	.410
05	Sarasota (A)	CIN	.236	119	436	68	103	17	7	11	43	53	124	19	.325
06	Chattanooga (AA)	CIN	.242	115	389	65	94	21	7	12	48	65	129	21	.355
07	Chattanooga (AA)	CIN	.272	30	114	11	31	4	1	1	11	7	31	7	.325
	Louisville (AAA)	CIN	.260	104	354	58	92	11	6	13	44	52	131	23	.361
08	Louisville (AAA)	CIN	.287	97	349	65	100	16	9	11	53	54	102	26	.384
	CINCINNATI (NL)	CIN	.304	31	102	20	31	9	2	6	15	17	35	5	.413
09	Louisville (AAA)	CIN	.250	4	12	2	3	0	0	0	1	3	4	2	.400
	CINCINNATI (NL)	CIN	.275	97	255	31	70	13	3	2	15	39	66	11	.370
10	CINCINNATI (NL)	CIN	.205	20	44	9	9	1	1	0	0	1	19	3	.222
	Louisville (AAA)	CIN	.442	13	43	12	19	5	0	3	7	9	13	6	.528
	MILWAUKEE (NL)	MIL	.208	25	53	2	11	1	1	0	5	5	15	1	.271
11	Scranton/WB (AAA)	NY	.241	57	212	33	51	10	1	2	16	30	63	18	.341
	NEW YORK (AL)	NY	.260	60	50	9	13	2	0	1	7	2	17	4	.296
12	Scranton/WB (AAA)	NY	.316	69	266	57	84	24	4	7	25	49	73	17	.417
	NEW YORK (AL)	NY	.286	25	14	5	4	0	0	2	5	3	5	3	.412
13	Norfolk (AAA)	BAL	.243	37	136	24	33	7	2	2	8	21	35	1	.350
	BALTIMORE (AL)	BAL	.238	56	105	17	25	5	0	4	13	4	36	5	.266
14	Indianapolis (AAA)	PIT	.309	65	236	44	73	15	2	7	30	33	65	12	.407
	CLEVELAND (AL)	CLE	.224	41	98	12	22	4	0	2	6	12	38	3	.309
15	Buffalo (AAA)	TOR	.270	38	141	20	38	7	0	1	21	19	35	10	.354
16	Bowie (AA)	BAL	.322	15	59	10	19	4	2	3	10	6	16	2	.385
Minor League Totals			.270	920	3307	560	893	164	48	83	394	498	993	203	.371
Major League Totals			.257	355	721	105	185	35	7	17	66	83	231	35	.335





DREW DOSCH

IF

DOB: 6/24/92 Opening Day Age: 24 B/T: L/R

Height: 6-2 Weight: 200 Service Time: 0.000

Born: Canal Winchester, OH Resides: Canal Winchester, OH

Acquired: Selected by Baltimore in the 7th round of the 2013 draft

First MLB Hit:

First MLB Home Run:

Twitter: @DTDosch11

GAME CAREER-HIGHS

Hits: 4, 3x, last: 8/4/16 @ REA

Runs: 4, 6/14/14 @ WV

RBI: 6, 5/24/15 @ LYN

Hitting Streak: 14 games, 2014

2016 HIGHLIGHTS

- Spent season with Double-A Bowie, where he hit .261 with nine home runs and 55 RBI in 113 games
- Named as the third baseman on MiLB.com's Orioles Organizational All-Star Team
- Tied for third in the Eastern League with nine triples
- His nine home runs surpassed his total from his first two professional seasons (8)
- Led Eastern League third baseman in fielding percentage (.950), total chances (280) and assists (195)
- Batted .281 (91-324) with nine home runs and 46 RBI against right-handed pitching
- Hit .308 (66-214) with six home runs and 33 RBI over his final 54 games of the season
- Placed on disabled list from July 2-8 with a right foot injury
- Tied a career-high with four hits on August 4 at Reading (4-5, triple, run)

2015: Split season between Frederick and Bowie, combining to hit .256 with three home runs and 55 RBI in 123 games...Began the season with Frederick and hit .275 with 13 XBH, 34 RBI, 23 BB and an OBP of .348...Named a Carolina League Midseason All-Star...Was the Carolina League Batter of the Week 4/20-4/27, during which he hit .370 (10-27) with eight RBI...Led the Keys in batting average (.291) RBI (18), BB (9), and slugging percentage (.443) in the month of April...Hit .319 (22-69) with four doubles, two triples and 30 RBI with runners in scoring position...Finished 3rd on the Keys with 34 RBI despite not playing a game with Frederick after June 15...Went 3-5 with a double, triple and a career high six RBI in a game at Lynchburg, May 24...Made his Bowie debut on 6/17 and spent the remainder of the season with the Baysox, batting .238 in 68 games...Batted .329 (28-85) in August, a month that included hitting streaks of seven games and nine games...Reached base safely in 20 of 23 games in the month of August, a stretch that included seven multi-hit games...Between Frederick and Bowie, hit .333 with six RBI and nine runs scored with the based loaded

2014: Spent first professional season with Class-A Delmarva, where he hit .314 with five home runs and 50 RBI in 128 games...His .314 average ranked 4th among Orioles minor leaguers and 7th in the South Atlantic League...His 157 hits tied for the third-most in the SAL...Named to South Atlantic League Midseason All-Star Team...Led Delmarva with 76 runs scored and 202 total bases...Reached base safely in 32 consecutive road contests from April 9 - July 1, the longest streak in the SAL in 2014; Over that 32-game road stretch he hit .366 (45-123) with a .440 on-base percentage...Hit .333 (37-11) against left-handed pitching and .308 (120-389) against right-handers...Had a season-high four hits, July 27 at Hickory...Tied for the South Atlantic League lead with 120 games played at third base...Rated by *Baseball America* as having the Best Strike Zone Discipline in the Orioles system after the season.

PERSONAL: Drew Tyler Dosch was selected by Baltimore in the 7th round of the 2013 draft, the highest drafted infielder from Youngstown State University since 1991...At Youngstown State (Youngstown, OH), he was a First-Team All-Horizon League and Second-Team Academic All-America selection in each of his final two seasons with the Penguins...Tabbed the top professional prospect in the Horizon League by *Baseball America* prior to his junior season in 2013...Youngstown State is also the same school that produced Norfolk Tides General Manager Joe Gregory... Attended Canal Winchester High School (OH), where he earned All-State honors as an infielder and pitcher during his prep career...Ended his high school career ranked 11th in Ohio history with a .524 career average.

YR	Team	ORG	AVG	G	AB	R	H	2B	3B	HR	RBI	BB	SO	SB	OBP
14	Delmarva (A)	BAL	.314	128	500	76	157	22	4	5	50	47	97	5	.379
15	Frederick (A)	BAL	.275	55	207	30	57	8	3	2	34	23	37	4	.348
	Bowie (AA)	BAL	.238	68	231	17	55	7	3	1	21	15	45	2	.286
16	Bowie (AA)	BAL	.261	113	422	54	110	19	9	9	55	29	92	1	.306
	Minor League Totals		.279	364	1360	177	379	56	19	17	160	114	271	12	.336



OLIVER DRAKE RHP

DOB: 1/13/87 Opening Day Age: 29 B/T: R/R

Height: 6-4 Weight: 215 Service Time:

Born: Worcester, MA Resides: Gardner, MA

Acquired: Selected by Baltimore in the 43rd round of the 2008 draft. Re-signed as a free agent prior to 2015.

First MLB Win: 9/23/16 vs. ARI

First MLB Strikeout: 5/23/15 @ MIA (Christian Yelich)

Twitter:

GAME CAREER-HIGHS

Strikeouts: 11, 8/13/10 vs. WIL

Walks: 4, 2x, last: 7/22/10 vs. MB

IP: 9.0, 2x, last: 7/14/11 vs. RIC

ER Allowed: 9, 8/30/09 @ HAG

2016 HIGHLIGHTS

- Spent the majority of the season in Norfolk, going 1-4 with 10 saves and a 2.72 ERA in 47 games (one start)
- Ended the year with a 1.85 ERA in 90 career games with Norfolk, the lowest ERA in Tides franchise history (min 90.0 IP)
- His 10 saves ranked fifth among Orioles minor leaguers and gave him 33 in his Tides career (6th in franchise history)
- Over 90 career games in Norfolk, he's registered 79 more strikeouts (147) than hits allowed (68) in 102.1 innings pitched
- Held International League batters to a .215 average, with left-handers batting .171 against him (14-82)
- His 12.62 strikeouts per nine IP ratio would have led the International League (finished 1.1 inning shy of qualifying)
- Earned a save and struck out the side in three straight outings, June 13-17 (opponents were 0-9 with 9 Ks in that span)
- Named IL Pitcher of the Week for the week of June 13-19 after registering four saves and 10 strikeouts over four games
- Did not allow an earned run over 16 consecutive outings with Norfolk from May 16 - July 5, over which he held batters to a .153 average (9-59) with 32 strikeouts and three walks in 17.0 innings pitched
- With the Tides, held opposing leadoff batters to a .104 average (5-48) with 21 strikeouts
- Had two stints with Baltimore (June 21-29, August 31-end of season), going 1-0 with a 4.00 ERA in 14 games
- Over his final nine outings with Baltimore, went 1-0 with a 1.50 ERA (2 ER, 12.0 IP), two walks and 15 strikeouts
- Earned first MLB victory on September 23 vs. Arizona, throwing a scoreless 12th inning in a 3-2 win
- Rated by *Baseball America* in their Best Tools survey as the Best Reliever in the International League

2015: Spent majority of season with Norfolk, where he went 1-2 with a 0.82 ERA and 23 saves in 42 relief outings...Won the Jim Palmer Prize (shared with RHP Mychal Givens) as the Orioles Minor League Pitcher of the Year...Named to International League midseason and postseason All-Star Teams...Received MiLB Award as the Top Relief Pitcher in all of Minor League Baseball...Named to MiLB's Orioles Minor League Organizational All-Star Team as the Top Relief Pitcher...Ranked among IL relievers in saves (2nd, 23) and games finished (T-4th, 34)...His 23 saves were tied for the 4th-most in a single season in Tides franchise history...Turned in 26 consecutive scoreless appearances with Norfolk from April 26 to August 6, over which he registered 16 saves and held IL opponents to a .115 average (10-87) with 39 strikeouts in 26.0 IP...Finished the year with 43 more strikeouts (66) than hits allowed (23) in 44.0 IP...Posted a 0.39 ERA (1 ER, 23.1 IP) and registered 14 saves in 21 relief appearances on the road...Registered a 0.27 ERA (1 ER, 33.0 IP) in 31 relief outings at night...Allowed just one home run in 169 batters faced, and 38 of his 42 appearances with the Tides were scoreless...Held left-handed batters to a .133 average (8-60), while righties hit .163 (15-92)...IL batters hit just .074 (2-27) with runners in scoring position, including .063 (1-16) with RISP and two outs...Rated by *Baseball America* in their Best Tools survey as the Best Reliever in the International League...Made 13 appearances with Baltimore, posting a 2.87 ERA (5 ER, 15.2 IP)...Made MLB debut on May 23 at Miami, tossing three shutout innings and striking out two...Registered first big league strikeout on May 23 at Miami (Christian Yelich)...Became third U.S. Naval product to appear in the majors, joining LHP Nemo Gaines (1921) & RHP Mitch Harris (2015)...Nine of his 13 outings with the O's were scoreless, and he registered multiple strikeouts in six of those 13 games

2014: Spent entire season with Double-A Bowie, posting a 3.08 ERA in 50 relief outings...Ranked among Eastern League leaders in saves (1st, 31), games finished (1st, 47) and games (2nd, 50)...Named to Eastern League midseason and postseason All-Star Teams...His 31 saves led all Orioles minor leaguers and tied with Toronto farmhand Arik Sikula for the most saves among all minor league pitchers...Registered 12.1 strikeouts per nine innings (71 strikeouts in 52.2 IP)...Allowed one run or less in 45 of his 50 outings...Allowed six of 24 inherited runners to score.

PERSONAL: Oliver Gardner Drake was selected by Baltimore in the 43rd round of the 2008 draft...Re-signed by the Orioles to a major league contract on 11/18/14...Attended the United States Naval Academy, where he majored in Quantitative Economics...His 78 strikeouts during his senior season ranked as the 10th most in a season in Navy history...Attended Northfield Mount Hermon High School (MA), where he earned letters in baseball and hockey.

YR	Team	ORG	W-L	ERA	G	GS	CG	SV	IP	H	R	ER	HR	BB	SO
08	Bluefield (R)	BAL	1-0	0.77	7	0	0	0	11.2	7	2	1	1	2	11
	Aberdeen (A)	BAL	0-0	0.87	5	0	0	1	10.1	9	3	1	0	1	13
09	Delmarva (A)	BAL	8-9	4.34	25	24	0	0	130.2	138	72	63	6	42	104
10	Frederick (A)	BAL	6-6	4.36	24	21	0	0	128.0	135	70	62	19	37	100
11	Norfolk (AAA)	BAL	0-0	0.00	1	0	0	0	2.0	1	0	0	0	1	2
	Frederick (A)	BAL	8-3	2.14	14	13	2	0	96.2	78	27	23	1	18	80
	Bowie (AA)	BAL	3-5	5.20	12	12	2	0	64.0	77	39	37	8	24	47
12	Bowie (AA)	BAL	1-1	1.50	3	3	0	0	18.0	8	4	3	1	4	15
13	Bowie (AA)	BAL	3-0	1.74	19	0	0	8	31.0	19	8	6	1	13	38
14	Bowie (AA)	BAL	2-4	3.08	50	0	0	31	52.2	41	19	18	2	17	71
15	Norfolk (AAA)	BAL	1-2	0.82	42	0	0	23	44.0	23	4	4	1	16	66
	BALTIMORE (AL)	BAL	0-0	2.87	13	0	0	0	15.2	16	7	5	1	9	17
16	Norfolk (AAA)	BAL	1-4	2.72	47	1	0	10	56.1	44	20	17	5	25	79
	BALTIMORE (AL)	BAL	1-0	4.00	14	0	0	0	18.0	11	11	8	2	7	21
Minor League Totals			34-34	3.28	249	74	4	73	645.1	580	268	235	45	200	626
Major League Totals			1-0	3.48	27	0	0	0	33.2	27	18	13	3	16	38





JUAN FRANCISCO IF

DOB: 6/24/87 Opening Day Age: 29 B/T: L/R

Height: 6-2 Weight: 245 Service Time: 3.147

Born: Bonao, DR Resides: Santo Domingo, DR

Acquired: Signed by Baltimore as a minor league free agent, February 14, 2017

First MLB Hit: 9/18/09 vs. FLA (Pinch-hit HR, Leo Nunez)

First MLB Home Run: 9/18/09 vs. FLA (Leo Nunez)

Twitter:

GAME CAREER-HIGHS

Hits: 5, 7/24/06 @ GCL PIR

RBI: 7, 8/19/07 vs. LAN

Runs: 3, 13x, last: 5/8/14 vs. PHI

Hitting Streak: 19 games, 2010-11 (LOU)

2016 HIGHLIGHTS

- Did not play during the regular season
 - Appeared in 29 games with Licy in the Dominican Winter League, hitting .153 (13-85) with two home runs and eight RBI
- 2015:** Signed a minor league deal with the Tampa Bay Rays, but was released on April 7...Signed with the Yomiuri Giants in the Japanese Pacific League, hitting .167 (3-18) with one RBI in five games.
- 2014:** Attended spring training with Milwaukee but was released by the Brewers on March 24...Signed with the Blue Jays on April 1...Opened the season with Triple-A Buffalo before the Blue Jays purchased his contract on April 9...Made most of his starts at third base (57 games) but also started at first base (17) and DH (10)...His 16 home runs tied for 4th on the Blue Jays...Homered in consecutive games on May 7 & 8 vs. Philadelphia...Hit .238/.306/.504 vs. right-handed pitching (271 PA)...Played 39 games, mostly at DH, for Licy in the Dominican Winter League after the season.
- 2013:** Batted a combined .227 with 18 HR and 48 RBI in 124 games between Atlanta and Milwaukee...Batted .241 with five home runs and 16 RBI in 35 games with the Braves...Made 31 starts with Atlanta (29 at 3B, 2 at DH)...Belted his first career grand slam on 5/8 at Cincinnati off J.J. Hoover...Was designated for assignment on 5/30...Was traded to Milwaukee on 6/3 in exchange for LHP Thomas Keeling...Batted .221 with 13 home runs and 32 RBI in 89 games with the Brewers...Made 66 starts with Milwaukee (62 at 1B, 4 at 3B)...Made his Brewers debut on 6/4 vs. Oakland, starting at first base...Prior to his Brewers debut had never appeared in a Major League game at first base and had appeared in only 3 games at the position in the minor leagues (all in 2010 at Triple-A Louisville)...Notched the first two multi-homer games of his career: 4/16 vs. Kansas City and 8/14 at Texas...Played for Licy in the Dominican Winter League.
- 2012:** Was traded from Cincinnati to Atlanta on 4/1 in exchange for RHP J.J. Hoover...Batted .234 with nine HR and 32 RBI in 93 games for the Braves...Made 42 starts, all at third base...Played for Licy in the Dominican Winter League.
- 2011:** Entered the season as the No. 7 prospect in the Reds organization according to *Baseball America*...Made the Reds Opening Day roster but was optioned to Triple-A Louisville on May 17 following a stint on the DL with a strained left calf...Placed on Louisville's disabled list on July 4 with a torn meniscus in his right knee, repaired surgically by Dr. Timothy Kremchek...Rejoined the Reds as a September call-up.
- 2010:** Named the No. 5 prospect in the Reds organization according to *Baseball America*...Made his first Opening Day roster...Placed on Louisville's DL from May 11-June 13 following an emergency appendectomy performed by Dr. John Walker.
- 2009:** Named Reds Minor League Hitter of the Year for the second consecutive season after batting a combined .295 with 27 HR and 93 RBI in 131 games between Double-A Carolina and Louisville...Named to the Southern League midseason and postseason All-Star teams...Was recalled by the Reds on Sept. 14 and made his major league debut that night vs. Houston...Recorded his first major league hit and RBI with a pinch-hit solo home run on Sept. 18 vs. Florida (Leo Nunez).
- 2008:** Named Reds Minor League Hitter of the Year after hitting 23 home runs with Class-A Sarasota...Named to the Florida State League midseason and postseason All-Star teams...Selected to play for the World team in the Futures Game at Yankee Stadium.
- 2007:** Named to the Midwest League midseason and postseason All-Star teams after leading the MWL with 25 home runs.
- 2006:** Spent his first season in the United States between the Gulf Coast League Reds and Billings.
- PERSONAL:** Juan Ramon (Gonzalez) Francisco was signed by Baltimore as a minor league free agent on 2/14/07... Originally signed by Cincinnati as a free agent on 5/6/04.

YR	Team	ORG	AVG	G	AB	R	H	2B	3B	HR	RBI	BB	SO	SB	OBP
06	GCL Reds (R)	CIN	.280	45	182	24	51	14	0	3	30	6	35	2	.305
	Billings (R)	CIN	.333	9	36	6	12	3	0	0	2	0	8	2	.333
07	Dayton (A)	CIN	.268	135	534	69	143	21	4	25	90	23	161	12	.301
08	Sarasota (A)	CIN	.277	127	516	71	143	34	5	23	92	19	123	1	.303
09	CINCINNATI (NL)	CIN	.429	14	21	4	9	1	0	1	7	3	7	0	.520
	Louisville (AAA)	CIN	.359	22	92	17	33	5	1	5	19	4	24	0	.384
	Carolina (AA)	CIN	.281	109	437	64	123	26	2	22	74	20	91	6	.317
10	CINCINNATI (NL)	CIN	.273	36	55	3	15	3	0	1	7	4	20	0	.322
	Louisville (AAA)	CIN	.286	77	308	46	88	24	4	18	59	16	81	1	.325
11	CINCINNATI (NL)	CIN	.258	31	93	10	24	7	1	3	15	4	24	1	.289
	Louisville (AAA)	CIN	.307	74	300	46	92	23	1	15	50	10	65	0	.334
	AZL Reds (R)	CIN	.500	5	18	3	9	3	0	1	3	1	3	0	.526
12	ATLANTA (NL)	ATL	.234	93	192	17	45	11	0	9	32	11	70	1	.278
13	ATLANTA (NL)	ATL	.241	35	108	10	26	2	0	5	16	7	43	0	.287
	MILWAUKEE (NL)	MIL	.221	89	240	26	53	10	1	13	32	25	95	0	.300
14	TORONTO (AL)	TOR	.220	106	287	40	63	16	2	16	43	27	116	0	.291
	Buffalo (AAA)	TOR	.341	12	44	9	15	2	1	2	11	6	9	0	.420
15	Yomiuri (JPN)	-	.167	5	18	0	3	0	0	0	1	0	11	0	.167
	Minor League Totals		.287	615	2467	355	709	155	18	114	430	105	600	24	.319
	Major League Totals		.236	404	996	110	235	50	4	48	152	81	375	2	.297
	Japanese League Totals		.167	5	18	0	3	0	0	0	1	0	11	0	.167



JASON GARCIA

RHP

DOB: 11/21/92 **Opening Day Age:** 24 **B/T:** R/R

Height: 6-0 **Weight:** 185 **Service Time:** 1.002

Born: Land O'Lakes, FL **Resides:** Land O'Lakes, FL

Acquired: Trade with Houston on 12/11/14, (Astros had selected him in Rule 5 draft)

First MLB Win: 8/14/15 vs. OAK

First MLB Strikeout: 4/10/15 vs. TOR (Edwin Encarnacion)

Twitter: @JasonGarcia_61

GAME CAREER-HIGHS

Strikeouts: 8, 3x, last: 4/10/13 @ HIC

Walks: 6, 7/2/12 @ CSC

IP: 6.0, 15x, last: 9/3/16 @ AKR

ER Allowed: 7, 7/20/16 @ BIN

2016 HIGHLIGHTS

- Spent the year with Double-A Bowie, going 6-10 with a 4.73 ERA and 71 strikeouts in 24 starts
- Tied for the Baysox lead with 24 games started and ranked second on the club with 123.2 innings pitched
- Posted a 2.84 ERA (22 ER, 69.2 IP) in 13 starts at home and was 6-4 with a 3.83 ERA (38 ER, 89.1 IP) in 17 starts at night
- Tossed first career complete game in game one of a doubleheader on May 24 at Hartford (L, 6.0 IP, 7 H, 3 ER, 3 BB, 2 K)
- Over a four-start span from June 4-25, he went 3-0 with a 1.57 ERA (4 ER, 23.0 IP) and 16 strikeouts
- Recalled to Baltimore for two days (July 9-10) but did not appear in a game before being optioned back to Bowie
- Pitched to a 2.64 ERA (9 ER, 30.2 IP) with 17 strikeouts over six starts in August
- Enters 2017 rated as the #22 prospect in the Orioles system according to MLB.com

2015: Made his first Major League Opening Day roster with the Orioles...Made 21 appearances with Baltimore, going 1-0 with a 4.25 ERA in 29.2 IP...Made his Major League debut, 4/8 vs Tampa Bay (1.0 IP, 0 H, 0 R, 1 BB, 0 K)...Earned first Major League strikeout on 4/10 vs. Toronto (Edwin Encarnacion)...Placed on the 15-day DL with right shoulder tendinitis, retro to May 11; transferred to 60-day DL, June 20...Made nine relief appearances with Double-A Bowie on a rehab assignment, going 1-2 with a 4.20 ERA...Recalled to Baltimore on 8/6 and went 1-0 with a 1.86 ERA (2 ER, 9.2 IP) over seven relief outings in August...Picked up his first Major League win 8/14 (1.0 IP vs Oakland) in an 8-6 Orioles victory...Posted a 2.81 ERA (5 ER, 16.0 IP) over 13 outings following the All-Star break (had a 5.93 ERA before All-Star break)...Made his first Major League plate appearance, August 16 vs. OAK (walked on four pitches by INF Ike Davis)...Had a streak of four consecutive games (8/31 - 9/12) in which he registered at least two strikeouts...Allowed just three of 10 inherited runners to score

2014: Limited to 14 games (seven starts) between Class-A Lowell and Class-A Greenville after 2013 Tommy John surgery...Combined to go 3-2 with three saves and a 3.70 ERA while striking out 59 in 56.0 innings... Between the two clubs he combined to hold right-handed batters to a .189 average (20-106)... Made his final five appearances of the season out of the Greenville bullpen, where he held batters to a .206 average while picking up 24 strikeouts in 19.1 innings...Pitching in an instructional league game for Boston, he struck out 14 of the 18 Orioles batters he faced, including Chance Sisco, Christian Walker and Chris Davis.

2013: Appeared in just nine games for Class-A Greenville before being placed on the disabled list on 5/19 for the remainder of the season...Struck out 8.92 batters per 9.0 innings (36 SO, 36.1 IP).

2012: Made his full-season debut with Greenville, leading the club with 115.1 innings over 28 appearances, including a team-high tying 22 starts...Also placed among Drive leaders in wins (3rd, 6) and strikeouts (2nd, 95)... Held left-handed opponents to a .231 AVG (39-169) and nine extra-base hits...Posted a 3.80 ERA (9 ER, 21.1 IP) with 19 strikeouts in six relief appearances...Converted first career save with 4.0 innings of relief on 4/8 vs. Lakewood.

2011: Ranked among Lowell leaders in wins (T-2nd, 3) and starts (3rd, 13)...Held right-handed hitters to a .221 average (27-122)...Started the season 3-0 with a 1.13 ERA (3 ER, 24.0 IP) through his first six starts.

2010: Pitched for the GCL Red Sox in his first pro campaign...Held opponents to two earned runs or fewer in all eight of his starts, posting a 2.67 ERA (8 ER, 27.0 IP) in that role...Led the team with 2.14 ground out-to-air out ratio (min. 5.0 IP)...Fanned a career-high five in 5.0 shutout frames for his first win on 8/18 at the GCL Orioles.

PERSONAL: Jason Emilio Garcia was acquired by Baltimore from Houston, in exchange for cash considerations, on 12/11/14 after the Astros selected him in the Rule 5 draft from the Boston Red Sox...Originally drafted by Boston in the 17th round of the 2010 Land O'Lakes High School (FL)...Led Land O' Lakes High School in wins (6), ERA (1.46), strikeouts (107), and innings (62.1) as a senior in 2010...Land O' Lakes High School is the same high school that produced 2007 Norfolk Tides pitcher Cory Doyne (Doyne holds the Tides franchise record for saves in a season with 29).

YR	Team	ORG	W-L	ERA	G	GS	CG	SV	IP	H	R	ER	HR	BB	SO
10	GCL Red Sox (R)	BOS	1-3	3.03	9	8	0	0	29.2	31	16	10	0	6	17
11	Lowell (A)	BOS	3-3	3.88	13	13	0	0	55.2	52	38	24	1	36	40
12	Greenville (A)	BOS	6-6	6.16	28	22	0	2	115.1	135	85	79	8	67	95
13	Greenville (A)	BOS	2-2	4.21	9	1	0	1	36.1	33	20	17	3	16	36
14	Lowell (A)	BOS	1-1	3.48	5	4	0	0	20.2	19	10	8	0	7	22
	Greenville (A)	BOS	2-1	3.79	9	3	0	3	35.2	31	16	15	0	17	37
15	Bowie (AA)	BAL	1-2	4.20	9	0	0	0	15.0	12	8	7	2	9	14
	BALTIMORE (AL)	BAL	1-0	4.25	21	0	0	0	29.2	25	19	14	3	17	22
16	Bowie (AA)	BAL	6-10	4.73	24	24	1	0	123.2	137	73	65	5	54	71
Minor League Totals			22-28	4.69	106	75	1	6	432.0	450	266	225	19	212	332
Major League Totals			1-0	4.25	21	0	0	0	29.2	25	19	14	3	17	22



CRAIG GENTRY OF

DOB: 11/29/83 **Opening Day Age:** 33 **B/T:** R/R

Height: 6-2 **Weight:** 190 **Service Time:** 5.103

Born: Fort Smith, AR **Resides:** Dallas, TX

Acquired: Signed by Baltimore as a minor league free agent, 2/18/17

First MLB Hit: 9/26/09 @ TB (double, Brian Shouse)

First MLB Home Run: 9/23/11 @ SEA (Anthony Vasquez) (ITPHR)

Twitter:

GAME CAREER-HIGHS

Hits: 5, 3x, last: 6/8/12 @ SF

Runs: 4, 3x, last: 5/1/09 vs. CC

RBI: 4, 2x, last: 4/7/14 @ LV

Hitting Streak: 14 games, 2009

2016 HIGHLIGHTS

- Opened the season with the Los Angeles Angels, playing 14 games in April before being placed on the DL on April 26 with a right lumbar spine strain
- Rehabbed with the AZL Angels, Class-A Inland Empire and Double-A Salt Lake
- Activated from disabled list on July 30; release by Angels on August 3

2015: Appeared in 26 games over four stints for the Oakland Athletics...Spent a majority of the season playing with Triple-A Nashville, where he committed just three errors in center field (.988 FLD%)...Stole 25 bases in 32 attempts (78%), ranking 10th in the Pacific Coast League...Led the PCL by reaching base four times on catcher interference, including three in a six-day span from June 23-29.

2014: Played 94 games for Oakland, leading the team with 20 stolen bases...Was successful in 20 of 22 stolen base attempts (90%), good for the fourth-best percentage in the A.L...Eclipsed the 20 stolen base mark for the second straight season...Recorded five bunt hits, good for fifth in the American League.

2013: Tallied a career high in runs (39), triples (4), home runs, walks (29), OBP (.373), stolen bases (24), extra-base hits (18) and doubles (12) with Texas...Registered an 88.9 stolen base percentage (24-for-27), good for third in the A.L...Posted a .990 fielding percentage in 102 games overall in the outfield.

2012: Hit a career high .304 (73-240) with 12 doubles, three triples, a home run, 13 stolen bases and a career-best 26 runs scored in 122 games for Texas...Committed no errors (116 games)...Hit first career "over-the-fence HR" on 4/30 at Toronto.

2011: Played in 64 games for the Rangers...Was a perfect 18-for-18 in stolen base attempts, the most steals by a Ranger without being caught in franchise history...Tallied first big league home run, an inside-the-park homer, 9/23 versus Seattle.

2010: Appeared in 20 games across two stints with Texas...Stole first big league base 5/4 at Oakland...Spent a majority of the season with Triple-A Oklahoma City, finishing second on the Club with a .309 average, third in stolen bases (12) and OBP (.393)...Sideline for the remainder of the season following surgery to repair right wrist (8/17) after colliding with wall.

2009: After spending the entire minor league season with Double-A Frisco, had his contract selected by the Rangers 9/1...Collected first big league hit with a seventh-inning double 9/26 against Tampa Bay...Tied for the Double-A lead in stolen bases with 49 and second in runs scored...Selected as the Rangers Minor League Defender of the Year...Started in center field for the South team in the Texas League All-Star Game.

PERSONAL: Craig Alan Gentry was signed by Baltimore as a minor league free agent on 2/18/17...Originally drafted by Texas in the 10th round of the 2006 draft...Attended Fort Smith Christian High School (AR)...Won the Arkansas State Championship for both baseball and track-and-field in 2002, and was the school's co-valedictorian...Played at the University of Arkansas-Fort Smith from 2003-04 (where he is a member of the school's Hall of Fame), and then played for the University of Arkansas from 2005-06.

YR	Team	ORG	AVG	G	AB	R	H	2B	3B	HR	RBI	BB	SO	SB	OBP
06	Spokane (A)	TEX	.281	56	221	27	62	15	4	0	13	9	37	20	.350
07	AZL Rangers (R)	TEX	.273	3	11	4	3	0	0	0	1	1	3	2	.385
	Clinton (A)	TEX	.274	55	223	40	61	15	0	3	12	15	37	24	.335
	Bakersfield (A)	TEX	.272	51	213	31	58	16	1	1	18	12	46	16	.325
08	Frisco (AA)	TEX	.276	76	301	43	83	17	0	4	33	17	55	16	.333
	Oklahoma (AAA)	TEX	.203	18	59	6	12	1	0	0	1	9	18	1	.309
09	Frisco (AA)	TEX	.303	127	512	100	155	21	7	8	53	49	64	49	.378
	TEXAS (AL)	TEX	.118	11	17	4	2	1	0	0	1	2	5	0	.211
10	TEXAS (AL)	TEX	.212	20	33	4	7	0	0	0	3	1	11	1	.229
	OK. City (AAA)	TEX	.309	69	259	43	80	7	4	4	35	29	47	12	.393
11	Round Rock (AAA)	TEX	.245	30	110	21	27	5	1	1	10	11	17	5	.325
	TEXAS (AL)	TEX	.271	64	133	26	36	5	1	1	13	10	27	18	.347
12	TEXAS (AL)	TEX	.304	121	240	31	73	12	3	1	26	14	41	13	.367
13	Frisco (AA)	TEX	.231	4	13	2	3	1	0	0	1	1	3	0	.267
	TEXAS (AL)	TEX	.280	106	246	39	69	12	4	2	22	29	46	24	.373
14	Stockton (A)	OAK	.500	1	4	0	2	1	0	0	0	0	1	0	.500
	Sacramento (AAA)	OAK	.267	4	15	2	4	0	0	0	5	1	4	0	.278
	OAKLAND (AL)	OAK	.254	94	232	38	59	6	1	0	12	17	44	20	.319
15	Nashville (AAA)	OAK	.256	101	398	64	102	13	0	5	25	36	76	25	.319
	OAKLAND (AL)	OAK	.120	26	50	6	6	0	2	0	3	4	15	1	.196
16	LOS ANGELES (AL)	LAA	.147	14	34	2	5	1	0	0	2	3	6	0	.237
	AZL Angels (R)	LAA	.000	1	1	1	0	0	0	0	0	1	0	1	.500
	Inland Empire (A)	LAA	.227	7	22	3	5	1	0	0	3	5	4	2	.393
	Salt Lake (AAA)	LAA	.129	8	31	6	4	1	0	0	1	5	8	4	.243
	Minor League Totals		.276	611	2393	393	661	114	17	26	211	201	420	177	.346
	Major League Totals		.261	456	985	150	257	37	11	4	82	80	195	77	.335



JOHNNY GIAVOTELLA IF

DOB: 7/10/87 Opening Day Age: 29 B/T: R/R

Height: 5-8 Weight: 185 Service Time: 3.031

Born: Metairie, LA Resides: New Orleans, LA

Acquired: Signed by Baltimore as a minor league free agent, February 6, 2017

First MLB Hit: 8/5/11 vs. DET (double, Rick Porcello)

First MLB Home Run: 8/7/11 vs. DET (Max Scherzer)

Twitter: @Giavotella504

GAME CAREER-HIGHS

Hits: 5, 3x, last: 4/28/12 @ MEM

RBI: 7, 4/13/09 @ KIN

Runs: 4, 2x, last: 4/8/12 vs. ALB

Hitting Streak: 21 games, 2011

2016 HIGHLIGHTS

- Spent the majority of the season with the Los Angeles Angels, hitting .260 with six home runs and 31 RBI in 99 games
- Finished a triple shy of hitting for the cycle, April 26 vs. Kansas City (3-4, 2B, HR, 3 RBI, 3 R)
- Set his MLB career-high with a 12-game hitting streak from May 12-23, over which he hit .413 (19-46) with six XBH
- Hit .348 (32-92) with nine extra-base hits, 11 RBI and 13 runs scored in 26 games in May
- Had a season-high four hits and finished a triple short of hitting for the cycle, June 13 vs. MIN (4-4, 2B, HR, RBI, 2 R)
- Batted .688 (11-16) with five extra-base hits, four RBI and eight runs scored in four games against Kansas City
- Designated for assignment by the Angels on August 20; outrighted to Salt Lake on August 28
- Made final seven appearances of the season with Salt Lake, hitting .296 (8-27) with three doubles and one RBI

2015: Established career highs in nearly every offensive category during first season with the Angels...Became just the sixth Angels second baseman to hit .270 and have 25 doubles and five triples in the same season...Led the Majors with a .322 average (48-149) when batting 9th and tied Benji Gil's club record for average by a number nine hitter (min. 150 PA)...Club went 25-13 in his starts batting leadoff...Hit .301 (41-136) with 10 doubles and 19 RBI in the seventh inning or later...Missed 31 games from 8/24 (retro to 8/21) to 9/25 with a personal medical condition...After returning, hit .367 (11-30) with four doubles, two triples, a home run and nine RBI (10 games).

2014: Played in 12 games over three different stints with Kansas City...Hit lone home run of season, a three-run shot 5/11 in Seattle, helping KC to a 9-7 win...Appeared in 114 games with Triple-A Omaha, batting .308 with 66 runs, 33 doubles, seven home runs, 61 RBI and 20 stolen bases...T-4th in Pacific Coast League in doubles and T-8th in batting average.

2013: Spent most of season with Omaha, but played 14 games for Royals during two stints in Majors...Recalled 6/29 and spent two weeks with KC...Added to Major League roster 9/3...Recorded sixth-career three-hit game going 3-for-4 with two RBI at Minnesota (6/30)...Reached base four times with two singles and two walks in season finale at White Sox (9/29).

2012: Played a then career-best 53 games with Royals batting .238...Hit first Major League home run in over a year (9/4), a solo shot vs. Texas...Put together career-best hit streak of six games, 9/1-8 (.333; 7-21).

2011: Had contract selected from Omaha 8/5 and made Major League debut that night with Royals vs. Detroit (first big league hit came that evening off Rick Porcello)...Launched first big league home run on 8/7 vs. Detroit's Max Scherzer...Was leading all of minor leaguers with 153 hits at the time of his call up...Hit .247 (44-178) across 46 games with KC ... Underwent arthroscopic surgery following season to repair a labral tear in right hip...Recipient of George Brett Award (Royals organization's top hitter)...Named Omaha's Player of the Year, All-PCL League (2B) and PCL midseason All-Star.

2010: Ranked among Texas League leaders in 11 offensive categories including pacing circuit in hits (168) and runs (92); tying for first in games played (134); second in at bats (522), batting average (.322) and doubles (35); third in total bases (240); fifth in on-base pct. (.395); sixth in walks (61); seventh in OPS (.855) and eighth in RBI (65)...Named a midseason and postseason All-Star.

PERSONAL: Johnny Arthur Giavotella, Jr was signed by Baltimore as a minor league free agent on 2/6/17...Originally selected by Kansas City in the 2nd round of the 2008 draft...Attended the University of New Orleans, where he was named the Most Outstanding Player of the 2007 Sun Belt Conference Tournament as UNO won the title...Following his 2007 campaign, he was named as the Top Sophomore Second Baseman in the country by *Baseball America*...Attended Jesuit High School in New Orleans, LA, where he helped lead his team to the 2005 5A State Championship...Jesuit High School has also produced MLB All-Stars Will Clark and Rusty Staub.

YR	Team	ORG	AVG	G	AB	R	H	2B	3B	HR	RBI	BB	SO	SB	OBP
08	Burlington (A)	KC	.299	68	278	50	83	18	2	4	26	25	34	10	.355
09	Wilmington (A)	KC	.258	133	476	84	123	24	8	6	52	66	54	26	.351
10	NW Arkansas (AA)	KC	.322	134	522	92	168	35	5	9	65	61	67	13	.395
11	Omaha (AAA)	KC	.338	110	453	67	153	34	2	9	72	40	57	9	.390
	KANSAS CITY (AL)	KC	.247	46	178	20	44	9	4	2	21	6	32	5	.273
12	Omaha (AAA)	KC	.323	89	362	67	117	20	2	10	71	46	40	7	.404
	KANSAS CITY (AL)	KC	.238	53	181	21	43	7	1	1	15	8	35	3	.270
13	Omaha (AAA)	KC	.286	100	370	48	106	24	0	7	46	51	59	8	.369
	KANSAS CITY (AL)	KC	.220	14	41	4	9	3	0	0	4	5	4	0	.333
14	Omaha (AAA)	KC	.308	114	441	66	136	33	2	7	61	47	36	20	.373
	KANSAS CITY (AL)	KC	.216	12	37	8	8	1	0	1	5	1	5	0	.268
15	LOS ANGELES (AL)	LAA	.272	129	453	51	123	25	5	4	49	32	59	2	.318
16	LOS ANGELES (AL)	LAA	.260	99	346	44	90	20	1	6	31	13	39	4	.287
	Salt Lake (AAA)	LAA	.296	7	27	2	8	3	0	0	1	3	3	1	.367
Minor League Totals			.305	755	2929	476	894	191	21	52	394	339	350	94	.377
Major League Totals			.256	353	1236	148	317	65	11	14	125	65	174	14	.295



BRIAN GONZALEZ LHP

DOB: 10/25/95 Opening Day Age: 21 B/T: R/L

Height: 6-3 Weight: 230 Service Time: 0.000

Born: Miramar, FL Resides: Miramar, FL

Acquired: Selected by Baltimore in the 3rd round of the 2014 draft

First MLB Win:

First MLB Strikeout:

Twitter: @b_gonzalez25

GAME CAREER-HIGHS

Strikeouts: 10, 5/24/16 @ GBO

Walks: 6, 4/24/16 @ KAN

IP: 6.1, 2x, last: 8/9/16 vs. LWD

ER Allowed: 7, 6/29/15 vs. HAG

2016 HIGHLIGHTS

- Spent entire year with Class-A Delmarva, going 10-8 with a 2.50 ERA in 27 starts for the Shorebirds
- Ranked among Orioles minor leaguers in wins (T-2nd, 10), ERA (2nd, 2.50) and strikeouts (3rd, 111)
- Ranked among South Atlantic League pitchers in starts (T-2nd, 27), ERA (3rd, 2.50), innings (3rd, 147.2) & wins (T-5th, 10)
- Paced SAL pitchers with a 1.000 fielding percentage, as he did not make an error in 35 total chances
- Tossed at least 5.0 innings in 24 of his 27 starts, with a season-high 6.1 inning outing coming on August 9 at Lakewood
- Went 8-2 with a 1.94 ERA (18 ER, 83.2 IP) in 15 starts away from home, holding opponents to a .225 average (69-307)
- Did not yield a home run to a left-handed batter, as he held lefties to a .193 average (29-150)
- Struck out a season-high 10 batters while allowing one run on two hits over 6.0 innings on May 24 at Greensboro
- Ranked third in the SAL with a 1.54 ERA (6 ER, 35.0 IP) during the month of May
- Went 13 consecutive starts without allowing a home run (from April 19 - June 30)
- Held SAL batters to a .180 average with RISP (27-150), including going 0-for-11 with the bases loaded
- Enters 2017 rated as the #21 prospect in the Orioles system according to MLB.com

2015: In first full pro season, went 4-9 with a 5.71 ERA in 23 starts for Class-A Delmarva...Ranked third on the Shorebirds with 81 strikeouts and 105.2 innings pitched...Struck out at least one batter in each of his 23 starts, including a season-high eight over 5.0 shutout innings on April 26 vs. Greensboro...Held SAL batters to a .249 average...Went 1-0 with a 2.70 ERA (6 ER, 20.0 IP) during April, holding opponents to a .156 average.

2014: Began his pro career with the GCL Orioles, throwing 24.2 scoreless innings while holding GCL batters to a .134 average (11-82) with 25 strikeouts...Did not surrender a home run in 93 batters faced...Held opposing leadoff batters to an .042 average (1-24) with seven strikeouts and a .080 on-base percentage...Promoted to Class-A Aberdeen to end the season and made two starts, holding right-handed hitters to a .130 average (3-23) with 10 strikeouts.

PERSONAL: Brian Albert Gonzalez was selected by Baltimore in the third round of the 2014 draft...Was Baltimore's top pick in the 2014 draft (90th overall)...Attended Archbishop McCarthy High School in Southwest Ranches, FL, where he went 10-0 with a 0.50 ERA, 129 strikeouts and two postseason no-hitters during his senior year...Had a college commitment to the University of Miami before signing with the Orioles...Was named the Sun Sentinel Broward County Player of the Year in 2014...Is attempting to become the fourth player to make the big leagues out of Archbishop McCarthy High School after C Alex Avila, 3B Nick Castellanos and RHP Danny Farquhar.

YR	Team	ORG	W-L	ERA	G	GS	CG	SV	IP	H	R	ER	HR	BB	SO
14	GCL Orioles (R)	BAL	0-0	0.00	8	8	0	0	24.2	11	1	0	0	8	25
	Aberdeen (A)	BAL	0-1	5.00	2	2	0	0	9.0	10	5	5	0	2	11
15	Delmarva (A)	BAL	4-9	5.71	23	23	0	0	105.2	98	76	67	8	59	81
16	Delmarva (A)	BAL	10-8	2.50	27	27	0	0	147.2	135	52	41	9	58	111
Minor League Totals			14-18	3.54	60	60	0	0	287.0	254	134	113	17	127	228



JAY GONZALEZ OF

DOB: 12/11/91 Opening Day Age: 25 B/T: L/L

Height: 5-9 Weight: 170 Service Time: 0.000

Born: San Diego, CA Resides: Orlando, FL

Acquired: Selected by Baltimore in the 10th round of the 2014 draft

First MLB Hit:

First MLB Home Run:

Twitter:

GAME CAREER-HIGHS

Hits: 4, 4x, last: 7/27/16 vs. HFD
Runs: 3, 3x, last: 6/3/16 vs. POT

RBI: 3, 4x, last: 7/9/16 vs. WS
Hitting Streak: 9 games, 2016

2016 HIGHLIGHTS

- Spent most of the season with Class-A Frederick, where he hit .253 with 30 RBI and a .354 OBP in 85 games
- Led Orioles minor leaguers with 43 stolen bases, a total that tied for 11th in Minor League Baseball
- Led the Carolina League with 41 stolen bases despite playing 19 games with Double-A Bowie
- Had 10 games with the Keys with multiple steals, including a three-steal performance on May 26 at Winston-Salem
- Transferred to Bowie on July 21 and played in 19 games with the Baysox, hitting .246 with a .343 OBP
- Tied a career-high with four hits, July 27 vs. Hartford (4-4, BB, R)
- Rejoined Frederick on August 16 and made his final nine appearances of the season with the Keys
- 60 of his 85 appearances with Frederick came from the leadoff spot, where he posted a .341 on-base percentage
- Had a career-high nine-game hitting streak from July 6-18, over which he hit .323 (10-31) with seven runs and six RBI

2015: Split the year between Class-A Delmarva and Class-A Frederick, hitting .268 with 34 stolen bases and 42 RBI...Named an MiLB.com Organization All-Star...Began the season with Delmarva...Ranked first on the Shorebirds in walks (61), stolen bases (24), and tied for first on the club in triples (5)...Led all Orioles minor league players in stolen bases (34)...Posted a six-game hitting streak (.550/.655/.900, 11-20) from June 6-12...Collected a season-high two triples, June 12 vs. Kannapolis...Recorded four games with three walks for the Shorebirds...Logged five multi-stolen base games with Delmarva...Debuted with Frederick, 7/2...Recorded a season-high four hits, July 18 at Wilmington...Posted an eight-game hitting streak (.323, 10-31) from August 26 - September 4.

2014: Led Aberdeen in walks (26), stolen bases (14), hits (56), and runs scored (28)...Named a New York-Penn League midseason All-Star...Collected a season-high four hits twice, July 2 and July 8...Posted 15 multi-hit games...Logged multiple hits in five straight games, 6/29-7/5...Hit safely in seven consecutive games, 7/7-16...Batted .316 (30-95) over 25 July games.

PERSONAL: Jay Jordan Gonzalez was selected by Baltimore in the 10th round of the 2010 draft...Attended Auburn University before transferring to Division II Mount Olive College (NC) after his sophomore year...During his 2010 campaign, he led Mount Olive in batting (.425), stolen bases (51), hits (91), runs (81) and OBP (.500)...Attended Freedom High School (FL), where he set a school record with his .410 career average...Holds the Freedom HS single-season record for runs scored (38 in 2009) and stolen bases (27 in 2009)...Selected by the Boston Red Sox in the 27th round of the 2010 draft (did not sign) and by the Texas Rangers in the 39th round of the 2013 draft (did not sign).

YR	Team	ORG	AVG	G	AB	R	H	2B	3B	HR	RBI	BB	SO	SB	OBP
14	Aberdeen (A)	BAL	.259	59	216	28	56	7	1	0	10	26	68	14	.339
15	Delmarva (A)	BAL	.294	72	262	54	77	9	5	0	21	61	72	24	.426
	Frederick (A)	BAL	.234	61	205	18	48	2	3	0	21	26	61	10	.318
16	Bowie (AA)	BAL	.246	19	61	6	15	0	0	0	1	9	15	2	.343
	Frederick (A)	BAL	.253	85	289	52	73	16	3	1	30	46	66	41	.354
Minor League Totals			.260	296	1033	158	269	34	12	1	83	168	282	91	.363



MATTHEW GRIMES RHP

DOB: 9/4/91 **Opening Day Age:** 25 **B/T:** R/R
Height: 6-5 **Weight:** 185 **Service Time:** 0.00
Born: Hoschton, GA **Resides:** Hoschton, GA
Acquired: Selected by Baltimore in the 18th round of the 2014 draft
First MLB Win:
First MLB Strikeout:
Twitter:

GAME CAREER-HIGHS

Strikeouts: 11, 4/28/15 @ SAV **IP:** 8.0, 5/29/16 @ CAR
Walks: 6, 7/24/16 vs. ERI **ER Allowed:** 6, 2x, last: 9/2/16 @ AKR

2016 HIGHLIGHTS

- Split the season between Class-A Frederick and Double-A Bowie, going 11-9 with a 2.80 ERA in 25 games (24 starts)
- His 11 victories led Orioles minor leaguers, while his 2.80 ERA ranked third among O's farmhands
- Named a Carolina League midseason All-Star
- Opened the season with Frederick, where he went 8-4 with a 1.45 ERA in 14 games (13 starts) for the Keys
- Allowed two earned runs or less in 13 of his 14 outings with Frederick, and zero earned runs in seven of his 14 games
- Was twice named Carolina League Pitcher of the week, earning the award on May 1 and May 30
- In five starts from May 12 - June 4, went 4-0 with a 0.25 ERA (1 ER, 35.2 IP), 23 strikeouts, two walks and 20 hits allowed
- Named Carolina League Pitcher of the Month for May after going 5-1 with a 1.12 ERA (5 ER, 40.1 IP) in six starts
- Set a career-high with 8.0 innings pitched in a win at Carolina, May 29 (8.0 IP, 2 H, 0 ER, 0 BB, 5 K)
- Made his only relief appearance on June 28 in back of rehabbing RHP Vance Worley (Win, 5.0 IP, 5 H 0 R, 0 BB, 2 K)
- Promoted to Double-A Bowie on July 4 and spent the rest of the season with the Baysox, going 3-5 with a 4.68 ERA
- Earned first Double-A victory on July 9 at Reading after allowing one earned run on four hits over 7.0 innings of work
- Allowed three earned runs or less in nine of his 11 starts with the Baysox

2015: Spent the season with Class-A Delmarva, where he led the Shorebirds in wins (10), games started (24), complete games (two), innings pitched (126.0) and strikeouts (91)... Struck out a season-high 11 batters in his first pro complete-game shutout in a rain-shortened contest on 4/28 at Savannah (W, 5.0 IP, 1 H, 1 BB, 11 K)...Posted eight Quality Starts for the Shorebirds...Went 3-1 with a 2.59 ERA (7 ER, 24.1 IP) in four June starts.

2014: Earned his first career pro win on 7/11 vs. Batavia (2.0 IP, K)...Made his first professional start on 8/4 at Williamsport (ND, 3.0 IP, 2 H, 2 R, 1 ER, 2 BB)...Posted a 2.31 ERA (3 ER, 11.2 IP) over six home outings.

PERSONAL: Matthew Damon Grimes was selected by Baltimore in the 18th round of the 2014 draft...Originally selected by the Chicago White Sox in the fourth round of the 2010 draft and by the Philadelphia Phillies in the 31st round of the 2013 draft but did not sign...Attended Georgia Tech, where he majored in Management...Underwent Tommy John surgery during his sophomore season at Georgia Tech which caused him to miss his junior season...Attended Mill Creek (GA) High School, where he was named the Gwinnett County Pitcher of the Year following his 2010 senior season...One of just four pitchers in Gwinnett County history to register 100 or more strikeouts in a single season...Played two seasons as a center on the Mill Creek basketball team...His father, Damon, played collegiate basketball at Western Kentucky.

YR	Team	ORG	W-L	ERA	G	GS	CG	SV	IP	H	R	ER	HR	BB	SO
14	Aberdeen (A)	BAL	1-3	5.32	10	5	0	0	22.0	23	17	13	2	8	14
15	Delmarva (A)	BAL	10-7	4.14	24	24	2	0	126.0	148	72	58	6	35	91
16	Frederick (A)	BAL	8-4	1.45	14	13	0	0	80.2	69	20	13	3	16	54
	Bowie (AA)	BAL	3-5	4.68	11	11	0	0	57.2	60	33	30	5	23	37
	Minor League Totals		22-19	3.58	59	53	2	0	286.1	300	142	114	16	82	196



JOE GUNKEL

RHP

DOB: 12/30/91 **Opening Day Age:** 25 **B/T:** R/R

Height: 6-5 **Weight:** 225 **Service Time:** 0.000

Born: Boynton Beach, FL **Resides:** Hershey, PA

Acquired: Trade with Boston in exchange for OF Alejandro de Aza, 6/3/15

First MLB Win:

First MLB Strikeout:

Twitter: @Joe_Gunkel

GAME CAREER-HIGHS

Strikeouts: 8, 2x, last: 8/18/16 @ DUR

IP: 8.0 IP, 6/9/16 @ DUR

Walks: 4, 5/21/15 vs. ALT

ER Allowed: 9, 5/12/16 vs. CHA

2016 HIGHLIGHTS

- Spent the majority of the season in Norfolk, going 8-11 with a 4.08 ERA in 24 starts after starting the year in Bowie
- Spent April with Bowie, posting a 3.66 ERA in four starts before being promoted to Norfolk on May 1
- Led Tides pitchers in starts (24), innings pitched (141.1), Quality Starts (12) and strikeouts (94)
- His eight victories ranked eighth among Orioles minor leaguers
- Led International League starting pitchers in lowest walks per nine IP ratio (1.15, 18 walks in 141.1 IP)
- Ranked among International League leaders in WHIP (8th, 1.23) and innings pitched (10th, 141.1)
- Tossed at least 5.0 innings in 20 of his 24 outings with the Tides, taking a decision in 19 of those 24 outings
- Issued two walks or fewer in each of his 24 starts with Norfolk; had 10 starts in which he had zero walks
- Earned his first Triple-A victory on May 22 at Syracuse after allowing three hits over 7.0 shutout innings
- Allowed nine earned runs over 3.0 innings in a loss vs. Charlotte on May 12; his ERA in his other 23 starts was 3.59
- Turned in Norfolk's lone complete game of 2016 season in an 8.0-inning effort at Durham in a 3-2 loss on June 9
- Matched a career-high with eight strikeouts in a win at Durham, August 18
- Rated by *Baseball America* as having the Best Control among Orioles minor leaguers
- Added to Baltimore's 40-man roster on November 18

2015: Opened the season in the Red Sox system, combining to go 3-2 with a 2.90 ERA in 12 games (five starts) between Class-A Salem and Double-A Portland before being acquired by Baltimore in a trade on June 3...Acquired by Baltimore from Boston, in exchange for OF Alejandro de Aza, on June 3; joined Bowie on June 6...Ranked among Eastern League leaders in fewest baserunners per 9 IP (2nd, 9.96), WHIP (3rd, 1.09), lowest walks per 9 IP (3rd, 1.58) and ERA (6th, 2.79)...Started 17 games with Bowie, going 8-4 with a 2.59 ERA and 69 strikeouts...12 of his 17 starts with Bowie were Quality Starts...Yielded just two stolen bases all season (opposing baserunners were 2-for-5 in steals against him)...Struck out at least three batters in 15 of his 17 starts, including a season high seven on 8/8 vs. New Hampshire...Went 5-1 with a 2.70 ERA in six road starts and 3-3 with a 2.53 ERA in 11 home outings...Made three playoff starts for Bowie, going 0-1 with a 5.52 ERA (9 ER, 14.2 IP)...Started the decisive Game 5 of the Eastern League Championship Series (ND, 4.0 IP, 1 ER, 1 BB, 3 SO); Bowie won that game 7-2 to clinch a series victory over Reading

2014: Split the season between Class-A Greenville and Class-A Salem in the Red Sox system, going 6-5 with a 3.47 ERA and .228 opponent average...Named a South Atlantic League midseason All-Star...Between the two levels, held lefties to a .172 average (28-163)...Made his first 12 appearances as a reliever, but spent the rest of the season as a starter...Allowed 0 ER in 19.0 IP during parts of eight outings from 4/24-5/28...In his final start with Greenville on 6/14 at Hagerstown, allowed only one hit in 6.0 shutout innings...Transferred to Salem on 6/19 and produced a 3.75 ERA (23 ER, 50.1 IP) in his first nine starts.

2013: Led the New York-Penn League with 11.1 scoreless frames from 7/6 to 8/6, allowing three hits and striking out 16 in that stretch...Made one appearance with the GCL Red Sox on 7/3 (1.0 IP, 0 R) before a 7/6 promotion to Class-A Lowell...Went 5-for-5 in save opportunities with the Spinners, surrendering only 3 ER in 20.0 relief innings (1.35 ERA)...Named a New York-Penn League midseason All-Star...Held opponents scoreless in 13 of 14 appearances with Lowell.

PERSONAL: Joseph Dillon Gunkel was acquired by Baltimore from the Boston Red Sox, in exchange for OF Alejandro de Aza, on 6/3/15...Originally drafted by the Red Sox in the 18th round of the 2013 MLB Draft...Attended West Chester University (PA), where he struck out 76 and walked just 11 in 77.1 IP his junior year...As a sophomore, was named the Most Outstanding Player at the Division II College World Series after throwing 18.0 scoreless innings en route to two victories, including the National Championship Game over Delta State...Was also named a Division II All-American as a sophomore... Attended Hershey High School (PA), where he posted a 1.27 ERA his senior year.

YR	Team	ORG	W-L	ERA	G	GS	CG	SV	IP	H	R	ER	HR	BB	SO
13	GCL Red Sox (R)	BOS	0-0	.00	1	0	0	0	1.0	0	0	0	0	0	1
	Lowell (A)	BOS	3-0	1.35	14	0	0	5	20.0	8	4	3	0	3	32
14	Greenville (A)	BOS	3-0	2.28	17	5	0	2	51.1	26	15	13	3	11	62
	Salem (A)	BOS	3-5	4.64	10	10	1	0	52.1	62	32	27	3	13	39
15	Salem (A)	BOS	1-1	2.05	8	2	0	2	22.0	16	6	5	2	4	22
	Portland (AA)	BOS	2-1	3.93	4	3	0	0	18.1	26	8	8	1	8	22
	Bowie (AA)	BAL	8-4	2.59	17	17	0	0	104.1	85	35	30	7	15	69
16	Bowie (AA)	BAL	0-3	3.66	4	4	0	0	19.2	26	14	8	2	3	15
	Norfolk (AAA)	BAL	8-11	4.08	24	24	1	0	141.1	156	68	64	14	18	94
Minor League Totals			28-25	3.30	99	65	2	9	430.1	405	182	158	32	75	356





TREY HALEY

RHP

DOB: 6/21/90 **Opening Day Age:** 26 **B/T:** R/R
Height: 6-4 **Weight:** 215 **Service Time:** 0.000
Born: San Augustine, TX **Resides:** Nacogdoches, TX
Acquired: Signed by Baltimore as a minor league free agent, 1/6/17
First MLB Win:
First MLB Strikeout:
Twitter:

GAME CAREER-HIGHS

Strikeouts: 9, 5/4/10 vs. DAY **IP:** 7.0, 3x, last: 8/6/10 vs. DAY
Walks: 8, 2x, last: 8/27/10 vs. WIS **ER Allowed:** 9, 6/10/10 @ CLI

2016 HIGHLIGHTS

- Spent the majority of the season with Triple-A Indianapolis in the Pirates system, going 2-4 with a 5.76 ERA in 38 games
- Allowed two earned runs or less in 34 of his 38 outings with Indianapolis
- Held right-handed batters to a .229 average (25-109) with 25 strikeouts
- Ranked second in the International League with four saves during the month of April
- Had a 10.95 ERA through his first 13 outings but rebounded to post a 3.82 ERA (14 ER, 33.0 IP) over his final 25 games
- Allowed just two of 11 inherited runners to score
- Assigned to Double-A Altoona on August 5 and spent the remainder of the season with the Curve
- Did not allow a run over his final seven appearances of the season (8.2 IP, 6 H, 6 BB, 10 K)

2015: Spent final season in the Cleveland organization, splitting the year between Double-A Akron and Triple-A Columbus...Went 4-4 with one save and a 2.45 ERA while not allowing a home run in 43 combined relief appearances between the two levels...Whiffed at least one batter in 23 of his 25 outings with Akron...Was scored upon once in his final 10 Double-A games (2 ER, 15.1 IP)...Was on the disabled list from 7/2-11 with a concussion...Was promoted to Columbus on 7/11 for the remainder of the season...Tossed 2.0 scoreless innings and won his Clippers debut on 7/12 vs. Indianapolis...Allowed an earned run in just one of his first seven Triple-A outings (8.2 IP).

2014: Entered season tabbed by *Baseball America* as having the Best Fastball among all Cleveland minor leaguers...Missed time during the campaign due to a right shoulder strain...Made first appearance on 6/25 with the Arizona League Indians...Picked up win in final game with the Arizona Indians on 7/10...Finished season making 15 relief appearances with Akron...Pitched a season-high 2.0 innings three times.

2013: Entered season ranked as Cleveland's 15th-best prospect according to *Baseball America*...Spent entire season with Akron and set career high with seven saves...Ranked second on staff in saves and third in appearances...Struck out five batters in 2.0 IP in a win on 5/9 at Reading...Posted three saves and a 0.68 ERA (1 ER, 13.1 IP) in 11 games during the month of July...Posted a 0.00 ERA (1.2 IP) and one save in two games with Surprise during the Arizona Fall League...Was outrighted off Cleveland's roster on 12/23.

2012: Began season with Carolina before being placed on the disabled list with right groin soreness on 5/23...Underwent surgery to repair a sports hernia on 6/5...Made four rehab appearances with the Arizona Indians between 7/14-25 before returning to Carolina on 7/27...Finished regular season with Akron, where he picked up a win in his first game on 8/5 at New Hampshire (game 2)...Posted a 1.64 ERA (2 ER, 11.0 IP) in eight games with Scottsdale during the Arizona Fall League and was named to the Rising Stars team...Was added to Cleveland's 40-man roster on 11/20.

2011: Began season with Lake County...Picked up first professional save on 5/14 vs. West Michigan...Made final appearance with the Captains on 6/1...Pitched two games with the Arizona Indians on 7/3 and 7/6 before joining Kinston on 7/11...Won his lone decision on 7/23 vs. Wilmington and notched lone save in his final game on 9/4 at Potomac (game 2).

2010: Was named to the Midwest League midseason All-Star team while spending entire season with Lake County...Led staff in starts and strikeouts...Went 4-0 with a 3.48 ERA (20 ER, 51.2 IP) in his first 10 starts thru 5/25.

PERSONAL: Curtis Richard Haley III was signed by Baltimore as a minor league free agent on 1/6/17...Originally selected by Cleveland in the 2nd round of the 2008 draft...Graduated from Central Heights (TX) High School in 2008 after spending three years at San Augustine High School...Signed a letter of intent to play at Rice University...Entered the 2008 draft ranked by *Baseball America* as the 33rd-best high school pitching prospect...His brother, Hunter, played baseball for four years at the University of Oklahoma.

YR	Team	ORG	W-L	ERA	G	GS	CG	SV	IP	H	R	ER	HR	BB	SO
08	GCL Indians (R)	CLE	0-0	.00	1	1	0	0	1.0	0	0	0	0	1	1
	Mahoning Valley(A)	CLE	0-1	54.00	2	1	0	0	1.1	4	8	8	0	6	1
09	Lake County (A)	CLE	4-8	5.56	19	16	0	0	77.2	70	55	48	6	65	57
10	Lake County (A)	CLE	5-11	5.97	27	26	0	0	116.0	122	95	77	13	86	97
11	Lake County (A)	CLE	0-0	2.84	8	2	0	1	12.2	5	4	4	0	8	17
	AZL Indians (R)	CLE	0-0	.00	2	1	0	0	3.0	0	0	0	0	0	4
	Kinston (A)	CLE	1-1	3.77	19	0	0	1	28.2	25	14	12	1	17	27
12	AZL Indians (R)	CLE	1-0	7.50	4	0	0	0	6.0	8	5	5	0	2	10
	Carolina (A)	CLE	0-0	1.04	12	0	0	2	17.1	8	4	2	0	6	16
	Akron (AA)	CLE	3-1	1.76	9	0	0	0	15.1	10	5	3	0	11	23
13	Akron (AA)	CLE	1-4	4.70	39	0	0	7	44.0	37	24	23	0	39	46
14	AZL Indians (R)	CLE	1-0	1.93	5	2	0	0	4.2	3	1	1	0	1	6
	Akron (AA)	CLE	0-0	7.02	15	0	0	0	16.2	19	13	13	4	13	15
15	Akron (AA)	CLE	0-2	2.38	25	0	0	0	34.0	30	12	9	0	11	38
	Columbus (AAA)	CLE	4-2	2.57	18	0	0	1	21.0	17	9	6	0	21	22
16	Indianapolis (AAA)	PIT	2-4	5.76	38	0	0	5	45.1	44	33	29	3	32	32
	Altoona (AA)	PIT	0-1	4.35	9	0	0	0	10.1	10	5	5	1	11	11
	Minor League Totals		22-35	4.85	252	49	0	17	455.0	412	287	245	28	330	423



DONNIE HART

LHP

DOB: 9/6/90 **Opening Day Age:** 26 **B/T:** L/L

Height: 5-11 **Weight:** 180 **Service Time:** 0.080

Born: Fulsher, TX **Resides:** Fulsher, TX

Acquired: Selected by Baltimore in the 27th round of the 2013 draft

First MLB Win:

First MLB Strikeout: 7/17/16 @ TB (Kevin Kiermaier)

Twitter: @donniehart0

GAME CAREER-HIGHS

Strikeouts: 4, 3x, last: 4/8/16 @ KAN

IP: 3.0, 7/15/15 @ WIL

Walks: 3, 8/29/14 @ LYN

ER Allowed: 4, 6/11/15 vs. HAG

2016 HIGHLIGHTS

- Split the season between Double-A Bowie and Baltimore as he made his first career appearances at the MLB level
- Opened with Bowie, where he went 3-1 with four saves and a 2.72 ERA in 40 appearances
- Selected as a midseason Eastern League All-Star
- Held Eastern League batters to a .236 average, with left-handers batting just .188 (13-69) against him
- Did not allow a run over his first seven appearances with Bowie (7.1 IP, nine strikeouts)
- Matched a career-high with four strikeouts, April 8 vs. Akron
- Had contract selected by Baltimore on July 15 and made MLB debut on July 17, retiring both batters he faced
- Struck out first MLB batter he faced, July 17 at Tampa Bay (Kevin Kiermaier)
- Optioned to Bowie on July 24 and appeared in seven more games with the Baysox, going 1-1 with two saves
- Allowed just one home run in 185 batters faced with Bowie; came in his final outing with the Baysox (8/7 vs. Richmond)
- Recalled to Baltimore on August 12 and spent the remainder of the season with the Orioles
- 21 of his 22 appearances with Baltimore were scoreless, as he posted a 0.49 ERA in 18.1 innings pitched
- Held major league left-handers to a .132 average (5-38) with 11 strikeouts and three walks
- Did not allow a run in 13 road appearances with the Orioles, holding opponents to a .216 average (8-37)
- Held opposing leadoff batters to a .125 average (2-16) with zero walks and three strikeouts
- Appeared in the A.L. Wild Card Game against Toronto, retiring the only batter he faced in the 7th inning (Melvin Upton)

2015: Split the season between Delmarva, Frederick and Bowie, combining to go 6-2 with 13 saves and a 1.49 ERA...Began the season with Delmarva and went 1-1 with 10 saves and a 2.12 ERA in 19 games...Was 10 for 10 in save chances with Delmarva and led the team in saves at the time of his promotion to Frederick...Promoted to Class-A Frederick on June 15 and went 5-1 with a 1.03 ERA in 27 games for the Keys...His 1.03 ERA (4 ER, 35.0 IP) was the lowest on the Keys among pitchers who threw at least 5.0 innings...Did not allow an earned run in 23 of his 27 appearances with Frederick, and never allowed two runs in a game...While with the Keys, allowed just four hits to left handed batters (4-42, .095 avg.); righties hit .265 (22-83)...Transferred to Bowie on 9/3 and made three regular season appearances, posting a 3.86 ERA (1 ER, 2.1 IP)...Made four postseason appearances for Bowie as the Baysox captured the Eastern League championship...Went 1-0 with a 4.82 ERA (5 ER, 9.1 IP) in eight games for Peoria in the Arizona Fall League

2014: Spent the entire season with Delmarva, where he went 1-3 with four saves and a 3.68 ERA in 24 relief outings...Ranked second on the Shorebirds in saves (4) and was third in appearances (24)...Posted a 2.08 ERA (5 ER, 16.0 IP) on the road...Pitched to a 1.59 ERA (2 ER, 11.1 IP) in 10 July outings...Held left-handers to a .200 batting average (9-45) while right-handers hit .246 (16-65).

2013: Made 19 appearances with Aberdeen in his first season in professional baseball...Led the IronBirds in saves (5) and appearances (19)...Earned the win in his first professional appearances, June 25...Did not allow a run over his first five outings (8.1 IP)...Went 2-0 with a save and a 0.61 ERA (1 ER, 14.2IP) before the All-Star Break...Did not allow 15 of 19 (78%) inherited runners to score...Held opponents to a .200 average (8-40) with RISP.

PERSONAL: Donnie Scott Hart was selected by Baltimore in the 27th round of the 2013 draft...Attended Texas State University, where he posted a 2.13 ERA and struck out 34 in 42.1 IP during his senior season...Texas State is the same school that produced three-time All-Star and current Arizona Diamondbacks first baseman Paul Goldschmidt...Prior to college he lettered three years at Seven Lakes High School (TX), where he earned Newcomer of the Year honors in 2007 and was a two-time All-District First Team selection.

YR	Team	ORG	W-L	ERA	G	GS	CG	SV	IP	H	R	ER	HR	BB	SO
13	Aberdeen (A)	BAL	3-1	2.25	19	0	0	5	24.0	24	10	6	0	7	26
14	Delmarva (A)	BAL	1-3	3.68	24	0	0	4	29.1	25	13	12	2	11	31
15	Delmarva (A)	BAL	1-1	2.12	19	0	0	10	17.0	14	4	4	0	4	17
	Frederick (A)	BAL	5-1	1.03	27	0	0	3	35.0	26	6	4	0	10	29
	Bowie (AA)	BAL	0-0	3.86	3	0	0	0	2.1	4	1	1	0	2	0
16	Bowie (AA)	BAL	3-1	2.72	40	0	0	4	46.1	41	17	14	1	7	50
	BALTIMORE (AL)	BAL	0-0	0.49	22	0	0	0	18.1	12	1	1	1	6	12
	Minor League Totals		13-7	2.40	132	0	0	26	154.0	134	51	41	3	41	153
	Major League Totals		0-0	0.49	22	0	0	0	18.1	12	1	1	1	6	12



HUNTER HARVEY RHP

DOB: 12/9/94 **Opening Day Age:** 22 **B/T:** R/R
Height: 6-3 **Weight:** 175 **Service Time:** 0.000
Born: Catawba, NC **Resides:** Catawba, NC
Acquired: Selected by Baltimore in the 1st round (22nd overall) of the 2013 draft
First MLB Win:
First MLB Strikeout:
Twitter: @HunterHarvey35

GAME CAREER-HIGHS

Strikeouts: 10, 5/12/14 vs. LWD **IP:** 7.0, 5/12/14 vs. LWD
Walks: 5, 4/22/14 vs. SAV **ER Allowed:** 6, 6/10/14 vs. HIC

2016 HIGHLIGHTS

- Limited to five appearances between the GCL Orioles and Aberdeen IronBirds due to injuries
 - Suffered a groin injury during Spring Training and underwent sports hernia surgery in May
 - Left his start on July 16 with Aberdeen with discomfort in his right flexor mass
 - Underwent Tommy John surgery on July 26 and missed the remainder of the season
 - Rated as the #4 prospect in the Orioles system after the season by *Baseball America*
 - Rated by *Baseball America* in their Best Tools rankings as having the Best Curveball in the Orioles system
 - Enters 2017 rated as the #3 prospect in the Orioles system according to MLB.com
- 2015:** Rated by several publications as being among the Top 100 Prospects in baseball...Rated as the #16 overall prospect by ESPN.com, #20 by *Baseball Prospectus*, #36 by FanGraphs and #41 by MLBpipeline.com...Rated as the second-best prospect in the Baltimore Orioles Organization by MLBpipeline.com...Suffered a slight fracture of his right fibia after being hit by a comebacker in a minor league spring game, 3/22...After leg injury, suffered right forearm and elbow injuries that sidelined him for the season.
- 2014:** Spent entire season with Class-A Delmarva, where he posted a 3.18 ERA in 17 starts...Named to the South Atlantic League Midseason All-Star Team...Registered 106 strikeouts while walking 33 in 87.2 innings pitched... Struck out a career-high 10 while allowing just one hit and one walk over 7.0 innings of a win vs. Lakewood on May 12...Registered at least five strikeouts in 15 of his 17 starts...Held SAL batters to a .209 average, with lefties hitting .209 and right-handers hitting .208...Went 4-0 with a 2.40 ERA while holding opposing batters to a .167 average in nine home starts...Did not pitch after July 25 after being diagnosed with a flexor mass muscle strain...Rated by *Baseball America* as the #2 prospect in the Orioles organization following the season.
- 2013:** Appeared in five games with the GCL Orioles and allowed only 2 ER in a total of 13.1 IP...Both earned runs with the GCL Orioles came in his outing on July 26...Tossed 2.0 no-hit innings on August 1 with the GCL Orioles, allowing a walk, while striking out eight...Struck out 18, while walking just two batters with the Orioles Gulf Coast affiliate...Struck out five batters in each of his three appearances with the Aberdeen Ironbirds...After the season, was named the #4 prospect in Orioles system by *Baseball America*.
- PERSONAL:** Hunter Luke Harvey was selected by Baltimore in the first round (22nd overall) of the 2013 draft...Attended Bandys High School in Catawba, NC...Is the son of former major league pitcher Bryan Harvey, a two-time All-Star who posted a 2.49 ERA and 177 career saves over nine seasons with the California Angels and the Florida Marlins...His brother, Kris Harvey, played eight seasons in the Florida and Pittsburgh organizations as an outfielder and a pitcher.

YR	Team	ORG	W-L	ERA	G	GS	CG	SV	IP	H	R	ER	HR	BB	SO
13	GCL Orioles (R)	BAL	0-0	1.35	5	5	0	0	13.1	10	2	2	0	2	18
	Aberdeen (A)	BAL	0-1	2.25	3	3	0	0	12.0	11	4	3	0	4	15
14	Delmarva (A)	BAL	7-5	3.18	17	17	0	0	87.2	66	39	31	5	33	106
16	GCL Orioles (R)	BAL	0-0	0.00	2	2	0	0	5.0	3	0	0	0	0	11
	Aberdeen (A)	BAL	0-1	3.52	3	3	0	0	7.2	9	5	3	0	6	7
Minor League Totals			7-7	2.79	30	30	0	0	125.2	99	50	39	5	45	157

TOP PROSPECTS IN ORIOLES SYSTEM ENTERING 2017

According to MLB.com

PLAYER	POS	DOB	B-T	HGT	WGT
1. Chance Sisco	C	2/24/95	L-R	6'2	195
2. Cody Sedlock	RHP	6/19/95	R-R	6'3	190
3. Hunter Harvey	RHP	12/9/94	R-R	6'3	175
4. Ryan Mountcastle	SS	2/18/97	R-R	6'3	195
5. Trey Mancini	1B	3/18/92	R-R	6'4	215
6. Keegan Akin	LHP	4/1/95	L-L	6'0	225
7. Chris Lee	LHP	8/17/92	L-L	6'4	175
8. Austin Hays	OF	7/5/95	R-R	6'1	195
9. Anthony Santander	OF	10/19/94	S/R	6'2	190
10. Jomar Reyes	3B	2/20/97	R-R	6-3	220



JEFFRI HERNANDEZ RHP

DOB: 4/27/91 Opening Day Age: 25 B/T: R/R

Height: 6-2 Weight: 210 Service Time: 0.000

Born: Bani, DR Resides: San Pedro de Macoris, DR

Acquired: Selected by Baltimore from Cincinnati in the minor league portion of the Rule 5 Draft, 12/8/16

First MLB Win:

First MLB Strikeout:

Twitter:

GAME CAREER-HIGHS

Strikeouts: 5, 2x, last: 4/13/16 @ OMA IP: 7.0, 2x, last: 6/7/10 @ DSL Orioles
Walks: 3, 6x, last: 7/27/16 @ MID ER Allowed: 7, 9/5/15 vs. MID

2016 HIGHLIGHTS

- Split the season between Double-A Frisco and Triple-A Round Rock in the Texas system, posting a 3.06 ERA in 24 games
- Opened the year with Round Rock and posted a 3.12 ERA in 12 relief appearances
- Matched a career-high with five strikeouts during 2.0 shutout innings of relief, April 13 at Omaha
- Posted a 1.17 ERA (1 ER, 7.2 IP) with six strikeouts during six relief appearances in May
- Threw a season-high 3.0 innings in a relief outing vs. Oklahoma City, May 13
- Placed on the disabled list May 20 and rehabbed with the GCL Rangers; assigned to Double-A Frisco on July 25
- Posted a 3.00 ERA with one save in 12 appearances for the RoughRiders
- Eight of his 12 outings with Frisco were scoreless, and he allowed two runs or less in each of his 12 appearances
- Between Round Rock and Frisco, he yielded just one home run in 140 batters faced
- Appeared in two games for Estrellas Orientales in the Dominican Winter League, posting a 2.08 ERA (1 ER, 4.1 IP)

2015: Averaged 9.7 strikeouts per nine innings between three different levels of the Texas farm system in his first season in the Rangers organization...Opened season with Hickory and totaled 18 strikeouts over 12.0 innings of work in seven relief appearances...Promoted to High Desert on 5/7, allowing runs in just three of 14 outings with the Mavericks...Promoted to Frisco on 6/19 for the remainder of the season...Had a 2.25 ERA (8 ER, 32.0 IP) over first 24 outings with Frisco before surrendering season-high seven runs in final appearance on 9/5 vs. Midland...Tossed 2.0 scoreless innings for Oriente in the Dominican Winter League...Re-signed with Texas on 11/16.

2014: Returned to Asheville and appeared in 23 games out of the bullpen, posting a 6.30 ERA...Was on disabled list July 18-31 with ulnar nueritis in his right elbow.

2013: Limited to three appearances with Modesto due to an elbow injury...Was on disabled list May 2-end of season with nueritis in right elbow.

2012: Spent the season with Class-A Ashville...Appeared in team-high 53 games and led the South Atlantic League with 21 saves...In seven straight save opportunities (5/19-6/2), he was able to record all seven saves, allowing 2 earned runs in 6.2 IP (2.70 ERA) while striking out five...Recorded seven saves in 12 appearances in May, posting a 1.42 ERA with seven strikeouts...Pitched 2.0 shutout innings in extras to earn a win against West Virginia (6/8).

2011: Made his United States debut with Rookie-level Casper and was a part of the club's rotation...Earned a win in his first game, throwing allowing one run and striking out four over 6.0 innings...In June and July, he went 2-1 with a 3.44 ERA (7 ER, 18.1 IP) and nine strikeouts.

2010: Worked as a starter and reliever for the DSL Rockies...Matched a career high in IP (7.0) at DSL Orioles, where he allowed six hits and no runs with four strikeouts...Went 2-0 with a 0.98 ERA in seven starts with 19 Ks in 36.2 IP...Went 1-2 as a reliever, posting a 3.12 ERA (3 ER, 8.2 IP) with six strikeouts.

2009: Led the DSL Rockies with seven saves...In his save opportunities (10 games), he pitched 9.1 IP and struck out 11 while allowing one run (0.96 ERA).

2008: Began professional career with DSL Rockies, his lone win coming against DSL Diamondbacks (8/13), where he set a career-high 7.0 IP, allowing 0 ER.

PERSONAL: Jeffri Adrian (Morban) Hernandez was selected by Baltimore from Cincinnati in the minor league portion of the Rule 5 Draft, 12/8/16...Signed with Cincinnati as a minor league free agent for the 2016 season prior to being selected by Baltimore in the Rule 5 draft...Originally signed by Colorado as a non-drafted free agent, 3/5/08.

YR	Team	ORG	W-L	ERA	G	GS	CG	SV	IP	H	R	ER	HR	BB	SO
08	DSL Rockies (R)	COL	1-1	4.37	15	4	0	0	35.0	32	24	17	1	10	22
09	DSL Rockies (R)	COL	3-0	2.96	28	0	0	7	27.1	21	11	9	0	14	25
10	DSL Rockies (R)	COL	3-2	1.39	13	7	0	0	45.1	39	11	7	2	10	25
11	Casper (R)	COL	2-3	3.99	10	10	0	0	47.1	54	31	21	5	12	27
12	Asheville (A)	COL	5-1	4.42	53	0	0	21	59.0	68	32	29	1	17	32
13	Modesto (A)	COL	0-0	.00	3	0	0	0	2.2	4	0	0	0	2	3
14	Asheville (A)	COL	0-2	6.30	23	0	0	1	20.0	25	20	14	1	13	25
15	Hickory (A)	TEX	2-0	4.50	7	0	0	1	12.0	10	6	6	2	2	18
	High Desert (A)	TEX	0-1	2.21	14	0	0	4	20.1	19	6	5	1	7	22
	Frisco (AA)	TEX	1-2	4.18	25	0	0	0	32.1	39	16	15	1	14	30
16	Round Rock (AAA)	TEX	0-1	3.12	12	0	0	0	17.1	15	7	6	1	8	17
	Frisco (AA)	TEX	1-0	3.00	12	0	0	1	15.0	13	7	5	0	12	15
Minor League Totals			18-13	3.61	215	21	0	35	333.2	339	171	134	15	121	261



DAVID HESS

RHP

DOB: 7/10/93 **Opening Day Age:** 23 **B/T:** R/R
Height: 6-2 **Weight:** 180 **Service Time:** 0.000
Born: Tullahoma, TN **Resides:** Cookeville, TN
Acquired: Selected by Baltimore in the 5th round of the 2014 draft
First MLB Win:
First MLB Strikeout:
Twitter: @hess_express28

GAME CAREER-HIGHS

Strikeouts: 8, 9/6/15@ ERI **IP:** 7.0, 4x, last: 4/27/16 vs. RIC
Walks: 5, 3x, last: 5/27/16 vs. ALT **ER Allowed:** 8, 6/28/16 @ HAR

2016 HIGHLIGHTS

- Spent entire season with Double-A Bowie, going 5-13 with a 5.37 ERA in 25 games (24 starts)
- Ranked among Baysox leaders in innings pitched (1st, 127.1), strikeouts (1st, 85), starts (T-1st, 24) and wins (T-2nd, 5)
- Allowed three earned runs or less in 17 of his 25 appearances
- Had a 3.32 ERA (22 ER, 59.2 IP) over his first 11 starts before posting a 7.18 ERA over his final 14 outings (54 ER, 67.2 IP)
- Struck out a season-high six batters on three different occasions
- Was 2-1 with a 2.33 ERA (10 ER, 38.2 IP) over his first seven starts of the season
- Allowed one hit and did not allow an earned run in a win at Richmond, July 17 (6.0 IP, 1 H, 1 R, 0 ER, 2 BB, 6 K)
- Tossed six shutout innings and struck out four in a win vs. Binghamton, August 27
- Enters 2017 rated as the #30 prospect in the Orioles system by MLB.com

2015: Spent majority of the season with Frederick, where he was 9-4 with a 3.58 ERA in 26 games (25 starts)...Joined Bowie on September 1 and made two starts, going 1-1 with a 4.50 ERA...His 122 strikeouts between the two levels ranked second among O's farmhands (Mitch Horacek, 146)...Ranked among Orioles minor leaguers in wins (4th, 10) and ERA (6th, 3.64)...Ranked among Carolina League leaders in batting average against (2nd, .224), strikeouts per 9 IP (4th, 7.41), strikeouts (5th, 110) and ERA (9th, 3.58)...Went 7-0 with a 1.34 ERA (10 ER, 67.0 IP) in 12 starts after the All-Star Break (was 2-4 with a 5.83 ERA before)...Was a two-time Carolina League pitcher of the week (6/22-29 and 8/24-31)...Named the Orioles minor league pitcher of the month in July (2-0, 1.82 ERA, 34.2 IP, 7 ER, 33 SO)...Pitched a complete game, one-hit shutout in his final start with the Keys (7.0 IP, 1 H, 0 ER, 1 BB, 5 SO)...Went 2-0 with a 0.64 ERA in two postseason starts for Bowie (1 ER, 14.0 IP, 4 H, 11 K)...Has registered at least one strikeout in his last 28 appearances dating back to 7/26/14.

2014: Made 10 appearances in his debut season for Class-A Aberdeen (8) and Delmarva (2)...Named to the New York-Penn League All-Star Team...Allowed three earned runs over 22.1 IP, July 1-August 8 (1.21 ERA) with the IronBirds...Went 1-0 without allowing a run over 6.1 innings as a reliever with Aberdeen before being converted into a starter...Pitched to a 0.68 ERA (1 ER, 13.1 IP) over four games (two starts) at home with the IronBirds...Struck out a season-high six in each of his two starts with Delmarva.

PERSONAL: David James Hess was selected by Baltimore in the 5th round of the 2014 draft...Attended Tennessee Tech, where he was the first Ohio Valley Conference player drafted in 2014 and the highest TTU player drafted since 1969...Led the OVC with nine wins and 104 strikeouts in 2014...Was a Biomolecular Chemical Engineering major at TTU...Attended Tullahoma High School (TN), where he earned three letters while playing as a pitcher, outfielder and shortstop...At Tullahoma, was named the District Pitcher of the Year as a senior after hitting .393 with eight home runs and 41 RBI and going 8-1 with a 1.91 ERA and 102 strikeouts on the mound.

YR	Team	ORG	W-L	ERA	G	GS	CG	SV	IP	H	R	ER	HR	BB	SO
14	Aberdeen (A)	BAL	2-1	3.20	8	5	0	0	25.1	22	9	9	1	8	24
	Delmarva (A)	BAL	0-0	3.38	2	2	0	0	8.0	7	3	3	0	0	12
15	Frederick (A)	BAL	9-4	3.58	26	25	1	0	133.1	112	53	53	8	53	110
	Bowie (AA)	BAL	1-1	4.50	2	2	0	0	10.0	10	5	5	0	4	12
16	Bowie (AA)	BAL	5-13	5.37	25	24	1	0	127.1	162	90	76	19	39	85
	Minor League Totals		17-19	4.32	63	58	2	0	304.0	313	160	146	28	104	243



MITCH HORACEK LHP

DOB: 12/3/91 Opening Day Age: 25 B/T: L/L

Height: 6-5 Weight: 185 Service Time: 0.000

Born: Highlands Ranch, CO Resides: Highlands Ranch, CO

Acquired: Selected by Baltimore in the 9th round of the 2013 draft

First MLB Win:

First MLB Strikeout:

Twitter: @mhoracek14

GAME CAREER-HIGHS

Strikeouts: 11, 5/6/15 vs. WS

Walks: 4, 4x, last: 6/25/16 @ SAL

IP: 8.0, 2x, last: 7/10/15 vs. SAL

ER Allowed: 7, 6/29/15 vs. WIL

2016 HIGHLIGHTS

- Spent the entire season with Class-A Frederick, going 5-11 with a 4.59 ERA in 27 starts
- Ranked among Carolina League leaders in complete games (1st, 3), games started (T-1st, 27) and innings (8th, 133.1)
- His three complete games tied for second in all of Minor League Baseball
- Ranked among Frederick leaders in innings pitched (1st, 133.1), strikeouts (2nd, 110) and wins (T-4th, 5)
- His 110 strikeouts ranked fourth among Orioles minor leaguers
- Tossed a seven-inning shutout in game two of a doubleheader at Potomac on June 11, striking out a season-high nine
- Matched his season-high with nine strikeouts over 6.0 shutout innings in a win at Winston-Salem, August 6
- Posted a 3.86 ERA in 14 starts on the road, but was 0-6 with a 5.46 ERA in 13 starts at home
- Allowed three earned runs or less in 20 of his 27 starts, and pitched at least 5.0 innings in 20 of his 27 outings

2015: Pitched the entire season at Class-A Frederick, where he went 7-17 with a 4.90 ERA in 28 starts...Led the Carolina League in strikeouts (146) and games started (28) and ranked 2nd in innings pitched (154.1)...His 146 strikeouts were the most among all Orioles minor leaguers...Led the Keys in strikeouts per 9 IP ratio at 8.51 (146 SO, 154.1 IP), a mark that was 3rd-best in the Carolina League...Named a Carolina League midseason All Star...His 43 strikeouts in May were the most among any Orioles minor leaguer...His first win of the season came in a seven-inning three-hit shutout on April 15 vs. Lynchburg...Set a career-high with 11 strikeouts (in just 5.0 innings), May 6 vs. Winston-Salem...Held Carolina League left-handed batters to a .222 average (35-158)...Earned a decision in 24 of his 28 starts, pitching at least 5.0 innings in 23 of his 28 outings...Went 2-1 with a 2.61 ERA (7 ER, 24.0 IP), 22 strikeouts and just four walks over four starts in April...Has struck out at least one batter in every appearance (65) in his minor league career

2014: Made 24 starts with Class-A Delmarva, going 6-10 with a 3.80 ERA...Led the South Atlantic League with 151 strikeouts, the most by a Shorebird since 2006...Struck out a season-high 10 over 6.2 IP, August 19 at Lexington... Registered 12 Quality Starts...Pitched to a 3.38 ERA (26 ER, 69.1 IP) over 12 home starts with Delmarva... Went 3-3 with a 1.60 ERA (6 ER, 33.2 IP) in six May starts...Posted a 4-6 record and 2.57 ERA (20 ER, 70.0 IP) over the first half of the season...Held left-handed hitters to a .192 clip (30-156).

2013: Made his professional debut with Aberdeen, going 5-4 with a 2.78 ERA in 12 games (11 starts)...Won his only relief appearance of the season, striking out three over 6.0 hitless innings...Finished with the best WHIP (0.94) and 10th-lowest ERA (2.78) in the New York-Penn League.

PERSONAL: Mitchell James Horacek was selected by Baltimore in the 9th round of the 2013 draft...Drafted by the Colorado Rockies in the 46th round of the 2010 draft but did not sign...Attended Dartmouth College, where he studied Engineering...Dartmouth is the same school that produced Detroit Tigers manager Brad Ausmus...As a sophomore, he was named All-Ivy League Honorable Mention Starting Pitcher after leading Big Green pitchers with 47 strikeouts...Attended Thunder Ridge High School (CO), where he earned First Team All-League as a senior.

YR	Team	ORG	W-L	ERA	G	GS	CG	SV	IP	H	R	ER	HR	BB	SO
13	Aberdeen (A)	BAL	5-4	2.78	12	11	0	0	64.2	54	24	20	1	7	45
14	Delmarva (A)	BAL	6-10	3.80	24	24	0	0	137.1	139	73	58	8	35	151
	Frederick (A)	BAL	0-1	7.50	1	1	0	0	6.0	7	5	5	0	3	3
15	Frederick (A)	BAL	7-17	4.90	28	28	1	0	154.1	156	95	84	22	52	146
16	Frederick (A)	BAL	5-11	4.59	27	27	3	0	133.1	172	83	68	13	45	110
	Minor League Totals		23-43	4.27	92	91	4	0	495.2	528	280	235	44	142	455



PAUL JANISH

IF

DOB: 10/12/82 Opening Day Age: 34 B/T: R/R

Height: 6-2 Weight: 200 Service Time: 5.048

Born: Houston, TX Resides: The Woodlands, TX

Acquired: Re-signed by Baltimore as a minor league free agent, 2/25/17

First MLB Hit: 5/14/08 vs. FLA (single, Renyel Pinto)

First MLB Home Run: 9/17/08 vs. STL (Todd Wellemeyer)

Twitter:

GAME CAREER-HIGHS

Hits: 4, 9x, last: 7/13/14 @ COL

RBI: 6, 4/27/08 vs. COL

Runs: 4, 4/27/08 vs. COL

Hitting Streak: 10 games, 2014

2016 HIGHLIGHTS

- Spent most of the season with Norfolk, where he hit .248 with eight doubles and 18 RBI in 76 games
- Committed just two errors in 297 total chances at shortstop, a .993 fielding percentage that would have led IL shortstops if he had enough games to qualify
- Did not make an error in 43 games with the Tides after July 8th, and he did not commit an error in 38 games on the road
- Helped Norfolk establish a franchise mark for fielding % (.985), as the Tides four shortstops (Janish, Ozzie Martinez, Sharlon Schoop and Garabez Rosa) combined to commit just six errors all year (10 fewer than any other IL club)
- Batted .311 (28-90) with eight walks and eight RBI when batting in the seventh inning or later
- Had five straight multi-hit games from April 16-23, over which he hit .611 (11-18) with an RBI and two runs scored
- Had his contract selected by Baltimore on May 7 and appeared in 14 games with the O's batting .194 with three walks
- Did not make an error with the Orioles (0 errors in 31 total chances)
- Outrighted from Baltimore to Norfolk on June 25 and spent the remainder of the season with the Tides
- Had contract selected by O's on September 15 but did not appear in a game; designated for assignment, October 7

2015: Sent the majority of the season with Norfolk, where he hit .235 with seven doubles and 21 RBI in 95 games...Led IL shortstops with .990 fielding % (4 errors in 407 TC) when he had his contract selected by Baltimore on 8/25...Committed just one error over the first four months of the season, as he did not commit his second error of the season until August 5 (Had a .997 fielding percentage over that span – one error in 332 total chances)...Batted .385 (15-39) with eight walks and seven runs scored when batting in the ninth inning or extra innings...Scored the winning run in back-to-back walkoff victories, May 8th and May 9th vs. Buffalo...Had contract selected by Baltimore on August 25th and made his Orioles debut that night at Kansas City...Hit .286 (10-35) with three doubles and three RBI in 14 games for Baltimore...Did not make an error in 14 games with Baltimore (in 54 total chances).

2014: .Opted out of his contract with Colorado and signed as a free agent with Kansas City on July 4, joining Omaha...Hit .314 with two home runs and 17 RBI in 46 games with the Storm Chasers....Appeared in all 10 of Omaha's playoff games, helping the Storm Chasers capture the PCL title before defeating Pawtucket in the Triple-A Championship Game.

CAREER HIGHLIGHTS: Has made postseason appearances for the Braves (2013 NLDS) and Reds (2010 NLDS)...Made his MLB debut on 5/14/08 vs. FLA and drove in the game-winning run on his first career hit, a single off Renyel Pinto...Became the first player to produce a walkoff RBI in his MLB debut since FLA's Miguel Cabrera on 6/20/03 vs. TB and the first Reds player to do so since Eric Owens on 6/6/95 vs. PIT...Became the first player to produce a game-winner with his first career hit since Reds pitcher Randy Keisler (5/24/05 vs. WSH)...On 8/9/06, he hit a grand slam vs. Indianapolis for his first career grand slam and his first Triple-A homer...Had "Tommy John" surgery on 6/8/05.

PERSONAL: Paul Ryan Janish was signed by Baltimore as a minor league free agent on 11/21/14, and was re-signed on 2/25/17...Originally selected by Cincinnati in the 5th round of the 2004 draft...Attended Rice University in Houston and helped the Owls win the College World Series as a sophomore in 2003...Graduated from Cypress Creek HS in Houston, TX.

YR	Team	ORG	AVG	G	AB	R	H	2B	3B	HR	RBI	BB	SO	SB	OBP
04	Billings (R)	CIN	.263	66	205	39	54	11	0	2	22	45	45	7	.406
05	Dayton (A)	CIN	.245	55	208	30	51	10	2	5	29	29	38	5	.346
06	Dayton (A)	CIN	.398	26	98	19	39	6	0	5	18	7	10	0	.435
	Sarasota (A)	CIN	.278	91	335	53	93	17	2	9	55	38	39	8	.355
	Chattanooga (AA)	CIN	.267	4	15	1	4	1	0	0	2	1	5	0	.313
07	Chattanooga (AA)	CIN	.244	88	324	46	79	21	2	1	20	50	54	10	.358
	Louisville (AAA)	CIN	.221	55	199	20	44	8	1	3	19	14	31	2	.278
08	Louisville (AAA)	CIN	.252	92	318	45	80	20	1	7	42	26	71	2	.324
	CINCINNATI (NL)	CIN	.188	38	80	5	15	2	0	1	6	7	18	0	.270
09	CINCINNATI (NL)	CIN	.211	90	256	36	54	21	0	1	16	26	40	2	.296
10	CINCINNATI (NL)	CIN	.260	82	200	23	52	10	0	5	25	22	30	1	.338
11	Louisville (AAA)	CIN	.256	13	43	9	11	2	0	1	3	7	4	1	.377
	CINCINNATI (NL)	CIN	.214	114	336	27	72	14	1	0	23	18	46	3	.259
12	Louisville (AAA)	CIN	.237	49	169	27	40	12	1	4	11	20	26	0	.332
	ATLANTA (NL)	ATL	.186	55	167	18	31	6	1	0	9	17	30	1	.269
13	Gwinnett (AAA)	ATL	.207	41	135	11	28	5	0	0	12	13	32	0	.285
	ATLANTA (NL)	ATL	.171	52	41	7	7	2	0	0	2	3	11	0	.222
14	Col. Springs (AAA)	COL	.234	67	209	18	49	9	1	1	19	13	35	1	.284
	Omaha (AAA)	KC	.314	46	153	17	48	11	1	2	17	15	18	0	.375
15	Norfolk (AAA)	BAL	.235	95	302	29	71	7	2	0	21	31	41	2	.313
	BALTIMORE (AL)	BAL	.286	14	35	4	10	3	0	0	3	0	3	0	.278
16	BALTIMORE (AL)	BAL	.194	14	31	3	6	1	0	0	0	3	3	0	.286
	Norfolk (AAA)	BAL	.248	76	246	26	61	8	0	0	18	28	33	1	.333
	Minor League Totals		.254	864	2959	390	752	148	13	40	308	337	482	39	.339
	Major League Totals		.216	459	1146	123	247	59	2	7	84	96	181	7	.284



CHRIS JOHNSON IF

DOB: 10/1/84 Opening Day Age: 32 B/T: R/R

Height: 6-3 Weight: 225 Service Time: 6.144

Born: Fort Myers, FL Resides: Atlanta, GA

Acquired: Signed by Baltimore as a minor league free agent, February 17, 2017

First MLB Hit: 9/10/09 vs. ATL (single, Peter Moylan)

First MLB Home Run: 7/19/10 @ CHC (Justin Berg)

Twitter: @C_Johnson28

GAME CAREER-HIGHS

Hits: 4, 13x, last: 8/9/15 vs. MIN

Runs: 4, 5/21/10 vs. REN

RBI: 6, 2x, last: 5/12/12 vs. NYM

Hitting Streak: 14 games, 2010

2016 HIGHLIGHTS

- Spent the entire season with Miami, where he hit .222 with 11 doubles, five home runs and 24 RBI in 113 games
- In his first start as a Marlin (April 11 at NYM), reached base safely four times (2-3, 2B, 2 BB, 2 R)
- His first home run as a Marlin came on May 8 vs. Philadelphia, his second career pinch-hit home run
- Registered his third career pinch-hit home run, June 9 at Minnesota
- Collected his second career walk-off hit with a 9th inning RBI double, August 26 vs. San Diego

2015: Split the year between Atlanta and Cleveland, hitting .255 with three home runs and 18 RBI in 83 games...Opened the year with Atlanta, where he hit .235 with two home runs and 11 RBI in 56 games...Hit .556 (5-9) with three doubles and two RBI over his first two games of the season...Hit .323 (20-62) with one home run and six RBI against left-handed pitching while with the Braves...Traded to Cleveland, in exchange for OFs Michael Bourn and Nick Swisher, August 7...Hit .529 (9-17) with three doubles over his first five games with the Indians...Matched his career-high with four hits in his first start with Cleveland, August 9 vs. Minnesota.

2014: In his second season with Atlanta, batted .263 with 27 doubles, 10 home runs and 58 RBI...Logged his sixth straight season of at least 20 doubles and his third consecutive campaign with more than 25 doubles...Posted a career-high .978 fielding percentage, committing six errors in 271 total chances...Led the National League and ranked second in the Majors with a .395 average (45-114) against left-handed pitchers...Hit .327 (36-110) with six doubles, one home run and 10 RBI in June...Batted .293 (43-147) with 49 RBI with RISP...Ranked third on the club with 43 multi-hit contests.

2013: Hit a career-high .321 in 142 games for Atlanta, a mark that ranked fifth in the Majors and second in the National League (behind Colorado's Michael Cuddyer, .331)...Set career bests with 34 doubles and 514 at-bats...Hit safely in 85 of his final 114 games of the season...Ranked sixth in the National League and second on the Braves with 36 two-out RBI...Ranked 10th in the NL with a .336 average with RISP (39-116), and was 5th in the NL with a .390 average (23-59) with RISP and two outs...His 146 hits ranked second among National League third basemen, trailing Arizona's Martin Prado...Led the National League with a .381 average (40-105) in July...Tied for 7th in the NL with 50 multi-hit games...Tied a Braves record (since 1900) by notching eight straight multi-hit games (7/26-8/2)...Led the Majors with a .381 average (51-134) against left-handed pitching...Started all four of the NLDS games vs. the Dodgers and hit .438 (7-16) with five RBI.

Career Highlights: Acquired by Atlanta, along with OF Justin Upton, from Arizona in exchange for five players, 1/24/13...Hit a grand slam in his first game with Arizona, 7/30/12...Named Houston's Rookie of the Year in 2010 after hitting .308 with 22 doubles, 11 home runs and 52 RBI in 94 games...Led MLB rookies with .308 average in 2010.

PERSONAL: Christopher Dalton Johnson was signed by Baltimore as a minor league free agent on 2/17/17...Originally selected by Houston in the 4th round of the 2006 draft...Chosen by Boston in the 37th round of the 2003 draft but did not sign...Is a 2003 graduate of Bishop Verot High School in Fort Myers, FL...Attended Stetson University from 2005-06, where he and 2014 Cy Young Award winner Corey Kluber helped lead the Hatters to consecutive Atlantic Sun championships...Johnson and Kluber were both inducted into the Stetson University Athletic Hall of Fame in 2014...Johnson and his wife, Tia, have a son, Greyson (12/22/15)...Is the son of Tides manager Ron Johnson, who appeared in 22 MLB games with Kansas City (1982-83) and Montreal (1984) and was Boston's first base coach from 2010-11.

YR	Team	ORG	AVG	G	AB	R	H	2B	3B	HR	RBI	BB	SO	SB	OBP
06	Tri-City (A)	HOU	.212	60	222	18	47	7	1	1	29	11	35	7	.251
07	Lexington (A)	HOU	.259	64	255	37	66	14	0	8	44	17	38	3	.304
	Salem (A)	HOU	.263	60	224	24	59	11	0	6	38	8	41	1	.292
08	Corpus Christi (AA)	HOU	.324	84	330	43	107	24	0	12	58	20	61	5	.364
	Round Rock (AAA)	HOU	.218	30	101	10	22	2	1	1	9	5	25	0	.252
09	Lancaster (A)	HOU	.438	4	16	5	7	5	0	0	6	1	3	0	.471
	Round Rock (AAA)	HOU	.281	104	384	48	108	20	5	13	42	21	90	2	.323
	HOUSTON (NL)	HOU	.091	11	22	1	2	0	0	0	1	1	6	0	.130
10	Round Rock (AAA)	HOU	.329	38	149	26	49	10	1	8	33	9	23	0	.362
	HOUSTON (NL)	HOU	.308	94	341	40	105	22	2	11	52	15	91	3	.337
11	OK. City (AAA)	HOU	.272	21	81	18	22	7	0	4	15	10	25	1	.372
	HOUSTON (NL)	HOU	.251	107	378	32	95	21	3	7	42	16	97	2	.291
12	HOUSTON (NL)	HOU	.279	92	341	36	95	21	3	8	41	23	92	4	.329
	ARIZONA (NL)	ARI	.286	44	147	12	42	7	2	7	35	8	40	1	.321
13	ATLANTA (NL)	ATL	.321	142	514	54	165	34	0	12	68	29	116	0	.358
14	ATLANTA (NL)	ATL	.263	153	582	43	153	27	0	10	58	23	159	6	.292
15	Gwinnett (AAA)	ATL	.000	1	1	0	0	0	0	0	0	0	0	0	.000
	ATLANTA (NL)	ATL	.235	56	153	12	36	7	0	2	11	7	49	2	.272
	Akron (AA)	CLE	.143	2	7	1	1	0	0	0	0	0	2	0	.143
	CLEVELAND (AL)	CLE	.289	27	90	6	26	4	0	1	7	3	25	0	.312
16	MIAMI (NL)	MIA	.222	113	243	20	54	11	0	5	24	19	78	0	.281
	Minor League Totals		.276	468	1770	230	488	100	8	53	274	102	343	19	.317
	Major League Totals		.275	839	2811	256	773	154	10	63	339	144	753	18	.313





STEVE JOHNSON RHP

DOB: 8/31/87 **Opening Day Age:** 29 **B/T:** R/R
Height: 6-1 **Weight:** 220 **Service Time:** 1.094
Born: Baltimore, MD **Resides:** Kingsville, MD
Acquired: Signed by Baltimore as a minor league free agent, March 4, 2017
First MLB Win: 8/8/12 vs. SEA
First MLB Strikeout: 7/15/12 vs. DET (Don Kelly)
Twitter: @SJohnson831

GAME CAREER-HIGHS

Strikeouts: 10, 6x, last: 9/1/13 vs. DUR **IP:** 8.2, 5/20/09 @ SJ
Walks: 7, 6/19/11 vs. BUF **ER Allowed:** 10, 6/19/11 vs. BUF

2016 HIGHLIGHTS

- Split the season between Triple-A Tacoma and Seattle in his first season in the Mariners organization
 - Opened season with Tacoma, where he posted a 2.25 ERA in seven April appearances before being promoted to Seattle
 - Went 1-0 with a 4.32 ERA in 16 relief outings for Seattle, holding MLB batters to a .206 average
 - With the Mariners, did not allow any of his seven inherited runners to score
 - Struck out five over 2.0 shutout innings of relief, May 27 vs. Minnesota
 - Designated for assignment by Seattle on June 17 and outrighted to Tacoma on June 19
 - Made four appearances with the Rainiers before being placed on the disabled list July 5 with a sore right shoulder
- 2015:** Spent the entire season with Norfolk until being called up in September to Baltimore (six games)...Struck out a season-high 6 Ks in 2.1 IP of relief at Charlotte (4/12)...Earned the second save of his career, May 26 vs. Syracuse...From June to August (17 games) he went 3-0 with a 0.92 ERA (3 ER, 29.2 IP) with 31 strikeouts and just six walks...In 29 relief outings, was 4-0 with one save and a 2.27 ERA; Went 0-1 with a 2.57 ERA in three starts.
- 2014:** Limited to 13 outings with Norfolk due to right shoulder tendinitis...Underwent surgery on 9/24 to remove a bone spur behind his right shoulder.
- 2013:** Split the season between Norfolk and Baltimore, making four stints with the Orioles... Opened the year on the DL with a right lat strain...Struck out a season-high 10 in his final start with Norfolk, 9/1 vs. Durham...Made three relief outings with Baltimore in September, holding opposing batters to a .111 average (1-for-9).
- 2012:** Posted a 2.86 ERA in 19 games (14 starts) with the Tides while holding IL batters to a .202 average...Tossed his first career complete game on 5/14 at Indianapolis...Made MLB debut on 7/15 vs. Detroit, allowing one run over 2.0 innings...Joined his father, Dave, as the 6th father-son pair to play for the O's, joining Bob & Terry Kennedy, Don & Damon Buford, John O'Donoghue Sr. & John O'Donoghue Jr., Dave & Derrick May and Tim Raines Sr. & Tim Raines Jr...Struck out nine in his first MLB start, 8/8 vs. Seattle; 23 years to the day his father made his first career start in Baltimore & earned a win.
- Tides Notes:** If he appears for Norfolk in 2017, he'd be just the fifth player to ever pitch in six different seasons with the Tides, joining Rick Anderson (7 years), Heath Bell (6), Terry Leach (6) and Bob Myrick (6)...Ranks 8th in Tides franchise history with 300 career strikeouts...Since Norfolk became an O's affiliate in 2007, ranks among Tides pitchers in starts (2nd, 55), strikeouts (2nd, 300) and innings pitched (5th, 317.1).
- PERSONAL:** Steven David Johnson was signed by Baltimore as a minor league free agent on 3/4/17...Originally selected by the Los Angeles Dodgers in the 13th-round of the 2005 draft...Acquired by the O's from the Dodgers, along with IF Josh Bell, in exchange for LHP George Sherrill, 7/31/09...Graduated from St. Paul High School (Baltimore, MD)...Selected by Louisville Slugger and National High School Baseball Coaches Association as 2005 Maryland Player of the Year...Is the son of former MLB pitcher Dave Johnson (Baltimore 1989-91), currently an Orioles Broadcaster.

YR	Team	ORG	W-L	ERA	G	GS	CG	SV	IP	H	R	ER	HR	BB	SO
05	GCL Dodgers (R)	LAD	0-2	9.53	6	3	0	0	11.1	18	12	12	1	4	14
06	Jacksonville (AA)	LAD	0-0	0.00	2	0	0	0	4.2	2	0	0	0	2	3
	Ogden (R)	LAD	5-5	3.89	14	14	0	0	78.2	79	37	34	4	25	86
07	Great Lakes (A)	LAD	3-6	4.85	18	16	0	0	81.2	90	57	44	2	40	65
08	Great Lakes (A)	LAD	9-2	2.34	13	13	0	0	73.0	59	21	19	4	25	57
	Inland Empire (A)	LAD	3-6	7.10	11	11	0	0	52.0	68	47	41	9	21	55
09	Inland Empire (A)	LAD	8-4	3.82	18	16	0	1	96.2	94	50	41	14	42	102
	Chattanooga (AA)	LAD	1-1	1.69	2	2	0	0	10.2	8	5	2	1	3	15
	Bowie (AA)	BAL	3-2	2.84	7	7	0	0	38.0	24	13	12	3	17	37
10	Bowie (AA)	BAL	7-8	5.09	28	28	0	0	145.0	144	87	82	24	78	128
11	Bowie (AA)	BAL	5-1	2.16	10	10	0	0	58.1	40	14	14	7	15	59
	Norfolk (AAA)	BAL	2-7	5.56	17	17	0	0	87.1	101	56	54	7	47	63
12	Norfolk (AAA)	BAL	4-8	2.86	19	14	1	0	91.1	66	38	29	7	31	86
	BALTIMORE (AL)	BAL	4-0	2.11	12	4	0	0	38.1	23	9	9	4	18	46
13	GCL Orioles (R)	BAL	0-0	0.00	1	1	0	0	2.0	0	0	0	0	1	3
	Aberdeen (A)	BAL	0-0	3.00	2	2	0	0	6.0	5	2	2	1	2	6
	Norfolk (AAA)	BAL	2-3	4.11	10	8	0	0	46.0	40	22	21	4	17	52
	BALTIMORE (AL)	BAL	1-1	7.47	9	1	0	0	15.2	14	13	13	2	13	20
14	GCL Orioles (R)	BAL	0-0	0.00	1	1	0	0	1.2	0	0	0	0	2	3
	Aberdeen (A)	BAL	0-1	3.38	3	3	0	0	8.0	3	3	3	1	6	5
	Norfolk (AAA)	BAL	0-2	7.11	13	13	0	0	38.0	47	31	30	9	30	32
15	Norfolk (AAA)	BAL	4-1	2.30	32	3	0	1	54.2	43	14	14	2	16	67
	BALTIMORE (AL)	BAL	0-0	10.13	6	0	0	0	5.1	8	6	6	2	5	3
16	SEATTLE (AL)	SEA	1-0	4.32	16	0	0	0	16.2	13	8	8	3	11	17
	Tacoma (AAA)	SEA	3-0	2.05	11	0	0	0	22.0	14	5	5	1	6	26
Minor League Totals			59-59	4.10	238	182	1	2	1007.0	945	514	459	101	430	964
Major League Totals			6-1	4.26	43	5	0	0	76.0	58	36	36	11	47	86



CHRIS JONES

LHP

DOB: 9/19/88 **Opening Day Age:** 27 **B/T:** L/L

Height: 6-2 **Weight:** 202 **Service Time:** 0.000

Born: Tampa, FL **Resides:** Tampa, FL

Acquired: Signed by Baltimore as a minor league free agent, 2/28/17

First MLB Win:

First MLB Strikeout:

Twitter: @southpaw1047

GAME CAREER-HIGHS

Strikeouts: 8, 3x, last: 5/12/16 vs. ALB **IP:** 8.0, 8/15/15 @ LOU
Walks: 4, 5x, last: 7/18/16 @ IOW **ER Allowed:** 8, 3x, last: 6/5/16 @ REN

2016 HIGHLIGHTS

- Spent the season with Triple-A Salt Lake in the Angels system, going 7-11 with a 6.46 ERA in 23 games (21 starts)
- Ranked among Bees hurlers in wins (2nd, 7), innings pitched (2nd, 118.1), starts (3rd, 21) and strikeouts (3rd, 80)
- Tossed at least 5.0 innings in 16 of his 21 starts, including a season-high 7.0 innings on three occasions
- Matched a career-high with eight strikeouts, May 12 vs. Albuquerque
- Allowed three earned runs or less in 13 of his 23 appearances (including two scoreless outings in relief)
- Earned a victory in consecutive appearances on three different occasions (May 7 & 12, August 3 & 8, September 1 & 4)
- Since Norfolk became an O's affiliate in 2007, Jones ranks among franchise leaders in strikeouts (3rd, 237), wins (4th, 20) and appearances (5th, 96)

2015: Went 8-8 with a 2.94 ERA in 30 games (22 starts) for Norfolk...Led Norfolk pitchers in starts (22), innings pitched (150.0), Quality Starts (15) and strikeouts (105)...His 2.94 ERA ranked third among Orioles minor leaguers and ranked seventh in the International League...His 2.94 ERA was the 4th-lowest qualifying mark for a Tides pitcher since Norfolk became an O's affiliate in 2007...His 150.0 innings pitched were the third-highest total for a Tides pitcher since Norfolk became an O's affiliate...Ranked fourth among O's farmhands with 105 strikeouts...Ranked fourth among IL starters by allowing 1.71 walks per nine innings pitched (26 walks in 137.0 IP as starter)...Was twice named the IL Pitcher of the Week: 6/15 (7.0 IP, 1 H, 0 R, 6 K) and 8/17 (2-0, 1.20 ERA, 10 H, 2 R, 7 K)...Allowed three earned runs or less in 29 of his 30 appearances, including 21 of his 22 starts...Joined Norfolk's rotation on May 8 and went 8-7 with a 2.96 ERA (45 ER, 137.0 IP) as a starter...Set a career-high with 8.0 innings pitched in a win at Louisville on August 15 (8.0 IP, 2 H, 0 R, 0 BB, 4 K)...Tied a career-high with eight strikeouts on July 25 at Durham...In seven-start span from June 11 to July 20, went 5-0 with a 3.00 ERA (15 ER, 45.0 IP), 28 strikeouts and five walks...Named to MiLB.com's Orioles Minor League Organizational All-Star Team as the Left-Handed Starting Pitcher.

2014: In 35 games (14 starts) with Norfolk, went 8-8 with a 3.61 ERA...Led the Tides with eight victories, a mark that set a new career-high – surpassing his seven wins for Class-A Kinston in 2011...Ranked eighth in the IL with a 3.61 ERA, a mark that also ranked fifth among qualifying Orioles minor leaguers...From June 18 through the end of the season, he went 5-4 with a 2.65 ERA in 14 games (12 starts)...His 2.65 ERA over that span was third-best in the IL, and his .234 average against during that stretch ranked fifth in the league.

2013: Opened the year in the Atlanta system, making one appearance for Double-A Mississippi before being acquired by Baltimore in exchange for RHP Luis Ayala, April 10...Made four relief outings for Double-A Bowie before being promoted to Norfolk on April 29...Made 31 appearances (two starts) for the Tides...Earned his first Triple-A win with 1.2 shutout innings of relief, May 9 at Buffalo...Picked up first Triple-A save on May 15 vs. Lehigh Valley after working 3.0 shutout innings of relief...30 of his 31 appearances with Norfolk were longer than 1.0 inning, including a season-high 5.0 inning spot start on June 16 vs. Louisville...Held Triple-A left-handers to a .196 average (20-102) with 23 strikeouts...Posted a 1.90 ERA (11 ER, 52.0 IP) in his final 23 outings (one start)...Pitched for Caribes de Anzoategui in the Venezuelan Winter League, posting a 5.00 ERA (5 ER, 9.0 IP) in 15 outings...Added to Baltimore's 40-man roster on November 4.

2012: Spent his first season in the Atlanta organization and pitched exclusively for Double-A Mississippi...Ranked third on the club with 45 appearances...His 61 strikeouts ranked second among Mississippi relievers...Played in the Arizona Fall League for the Phoenix Desert Dogs, posting a 4.60 ERA (8 ER, 15.2 IP) in 10 relief outings.

PERSONAL: Christopher Aaron Jones was signed by Baltimore as a minor league free agent, 2/28/17...Was acquired by Baltimore from Atlanta in exchange for RHP Luis Ayala on 4/10/13...Designated for assignment by Baltimore and released by the Orioles prior to the 2014 season, but re-signed with Baltimore on 3/3/14...Added to Baltimore's 40-man roster on November 6, 2015...Originally selected by Cleveland in the 15th round of the 2007 First Year Player Draft out of Gaither HS (Tampa, FL)... Acquired by Atlanta from Cleveland in exchange for RHP Derek Lowe, October 31, 2011.

YR	Team	ORG	W-L	ERA	G	GS	CG	SV	IP	H	R	ER	HR	BB	SO
07	GCL Indians (R)	CLE	0-0	2.45	1	1	0	0	3.2	4	1	1	0	2	5
	Lake County (A)	CLE	0-1	6.75	1	1	0	0	4.0	4	3	3	1	3	2
08	GCL Indians (R)	CLE	3-4	3.10	11	10	0	0	52.1	44	19	18	4	20	36
09	Lake County (R)	CLE	5-3	4.07	12	7	0	0	55.1	60	32	25	1	19	50
	Kinston (A)	CLE	1-1	7.50	4	4	0	0	18.0	22	17	15	5	8	21
10	Lake County (A)	CLE	2-2	2.86	7	1	0	1	22.0	16	8	7	2	2	20
	Kinston (A)	CLE	4-3	2.39	31	0	0	2	67.2	60	20	18	2	27	65
11	Kinston (A)	CLE	7-1	3.36	43	0	0	0	72.1	65	31	27	6	30	66
12	Mississippi (AA)	ATL	2-5	3.90	45	0	0	2	60.0	69	29	26	1	19	61
13	Mississippi (AA)	ATL	0-0	13.50	1	0	0	0	1.1	2	2	2	0	2	1
	Bowie (AA)	BAL	0-0	2.57	4	0	0	1	7.0	8	2	2	0	0	6
	Norfolk (AAA)	BAL	4-4	2.67	31	2	0	1	70.2	72	28	21	3	34	47
14	Norfolk (AAA)	BAL	8-8	3.61	35	14	0	0	119.2	124	62	48	4	36	85
15	Norfolk (AAA)	BAL	8-8	2.94	30	22	0	0	150.0	158	60	49	15	29	105
16	Salt Lake (AAA)	LAA	7-11	6.46	23	21	0	0	118.1	155	91	85	10	39	80
Minor League Totals			51-51	3.80	279	83	0	7	822.1	863	405	347	54	270	650





CALEB JOSEPH

C

DOB: 6/18/86 **Opening Day Age:** 30 **B/T:** R/R
Height: 6-3 **Weight:** 180 **Service Time:** 2.145
Born: Franklin, TN **Resides:** Franklin, TN
Acquired: Selected by Baltimore in the 7th round of the 2008 draft
First MLB Hit: 5/13/14 vs. DET (single, Drew Smyly)
First MLB Home Run: 6/22/14 @ NYY (David Huff)
Twitter: @EutawBackstop

GAME CAREER-HIGHS

Hits: 5, 7/16/08 vs. JAM **RBI:** 5, 2x, last: 7/13/13 vs. RIC
Runs: 3, 3x, last: 8/16/15 vs. OAK **Hitting Streak:** 16 games, 2009

2016 HIGHLIGHTS

- Spent the majority of the season in Baltimore, where he hit .174 with three doubles and seven runs in 49 games
 - Threw out 31.3 % of attempted basestealers (10 of 32)
 - Suffered a left testicular injury that required emergency surgery, May 30 vs. Boston
 - Placed on disabled list May 31 and appeared in rehab games with Frederick and Bowie before being activated July 3
 - Optioned to Norfolk on August 22 and appeared in nine games with the Tides, hitting .250 with four RBI
 - Had two hits and two RBI, including a walk-off RBI single in the bottom of the 14th inning, August 26 vs. Charlotte
 - While with Norfolk, played alongside his brother, Corban, for the first time in his professional career
- 2015:** Ranked fourth among AL catchers in catchers ERA (3.65), sixth in fielding percentage (.996), seventh in stolen base percentage (71.2%), and tied for 11th in catcher caught stealing (15)...Set single-game career-highs in runs (three) and RBI (four) on 8/16 vs. OAK (3-for-4, 1 BB, 1 2B, 1 HR, 3 R, 4 RBI)...Logged the 100th hit of his Major League career with a single in the fifth inning on 7/28 vs. ATL...Caught 15-of-52 (28.8%) would-be base stealers...Posted a career-high tying seven-game hitting streak, 4/13-21 (.478, 11-for-23)...Also, 8/2-11/14 (.385, 10-for-26)...Hit his first career triple on 4/14 vs. NYY.
- 2014:** Contract selected from Triple-A Norfolk on 5/7...Made his Major League debut that night at TB...Caught 38.2% of attempted base stealers (21-for-55)...His 21 caught runners were tied for 12th most in the majors...Fell three games short of qualifying, but his 38.2% caught would have been second in the majors and led the AL...Collected his first career hit on 5/3 vs. DET...Collected first career RBI on 5/20 at PIT...Collected first career multi-hit game on 6/3 at TEX...Hit his first career Major League home run on 6/22 at NYY...Collected a then-career-high three hits, including a home run in second consecutive game on 6/23 vs. CWS...His nine home runs tied for third-most by an Orioles rookie catcher in franchise history, and most since Geronimo Gil (12) in 2002...Homed in five straight games, 8/2-9, setting the Orioles record for a catcher (old record was four), passing Ramon Hernandez (6/22-28/06) and Gus Triandos (6/13-19/59)...Was the 15th catcher since 1914 to homer in at least five consecutive games and joined Devin Mesoraco, Buster Posey, A.J. Pierzynski, Brian McCann, and Javy Lopez as the sixth catcher since 2000 to accomplish the feat...Started three postseason games, batting .222/.200/.222 with an RBI in 10 plate appearances...Went 2-for-3 including his first career postseason RBI in Game 2 of the ALCS.
- 2013:** Named to the Eastern League's midseason All-Star team as well as the league's post-season All-Star team...He was named the catcher on the Topps/Minor League Baseball Double-A All-Star team and was named the Eastern League Player of the Year by Topps/Minor League Baseball...Was one of three Orioles farmhands to be named a Topps Player of the Year, joining C Michael Ohlman (Carolina League) and 1B Trey Mancini (New York-Penn League)...Named Eastern League Player of the Week for June 10-16... Ranked among the top five in the EL in total bases (1st, 256), sacrifice flies (1st, 10), RBI (2nd, 97), hits (2nd, 155), slugging (T-3rd, .494), home runs (4th, 22), extra-base hits (4th, 55), doubles (T-4th, 31), average (5th, .299) and at-bats (5th, 518)...Finished the year as the Baysox all-time leader in hits (416), RBI (237) and games played (428) while ranking second in franchise history with 52 home runs...His 97 RBI were tied for the 4th-highest total in Baysox history...Ranked among O's farmhands in RBI (1st, 97), home runs (2nd, 22) and average (5th, 299).
- 2012:** Led all Orioles minor league catchers in home runs (12), RBI (55), runs (38) and extra-base hits (30)...Opened the year with the Baysox and hit .248 with four home runs and 23 RBI in 46 games before joining Norfolk on June 5...Appeared in 22 games with the Tides from June 5-July 8, batting .206 with seven RBI.
- PERSONAL:** Caleb Martin Joseph was selected by Baltimore in the 7th round of the 2008 draft out of Lipscomb University...During his junior year with the Bisons, he helped lead the club to the Atlantic Sun Championship and its first-ever NCAA baseball tournament...Led Lipscomb in batting average (.342), slugging % (.615), hits (61), home runs (17) and total bases in 2008 while being named to the A-Sun All-Conference Team...Was also named MVP of the A-Sun conference tournament...His younger brother, Corban, was selected in 4th round of the 2008 draft by the New York Yankees out of Franklin High School (TN)...Corban played in Norfolk in 2016 and enters 2017 in the Nationals system.

YR	Team	ORG	AVG	G	AB	R	H	2B	3B	HR	RBI	BB	SO	SB	OBP
08	Aberdeen (A)	BAL	.261	63	238	34	62	19	0	8	34	15	56	2	.303
09	Frederick (A)	BAL	.284	104	380	50	108	23	2	12	60	26	64	2	.337
10	Bowie (AA)	BAL	.235	106	378	43	89	15	1	11	51	33	63	1	.301
11	Bowie (AA)	BAL	.257	107	374	42	96	15	1	7	41	40	60	5	.334
12	Norfolk (AAA)	BAL	.206	22	68	6	14	4	1	0	7	8	10	0	.289
	Bowie (AA)	BAL	.272	80	279	38	76	17	1	12	48	29	60	2	.343
13	Bowie (AA)	BAL	.299	135	518	74	155	31	2	22	97	39	92	4	.346
14	Norfolk (AAA)	BAL	.261	22	92	8	24	7	0	2	11	3	22	0	.284
	BALTIMORE (AL)	BAL	.207	82	246	22	51	9	0	9	28	17	69	0	.264
15	BALTIMORE (AL)	BAL	.234	100	320	38	75	16	1	11	49	27	72	0	.299
16	Bowie (AA)	BAL	.286	6	21	2	6	1	0	1	2	1	7	0	.348
	Frederick (A)	BAL	.294	6	17	4	5	1	0	1	5	2	4	0	.348
	Norfolk (AAA)	BAL	.250	9	40	2	10	0	0	0	4	2	5	0	.286
	BALTIMORE (AL)	BAL	.174	49	132	7	23	3	0	0	0	7	28	0	.216
	Minor League Totals		.268	660	2405	303	645	133	8	76	360	198	443	16	.326
	Major League Totals		.213	231	698	67	149	28	1	20	77	51	169	0	.271



JON KELLER

RHP

DOB: 8/8/92 **Opening Day Age:** 24 **B/T:** R/R

Height: 6-5 **Weight:** 210 **Service Time:** 0.000

Born: Cedar Rapids, IA **Resides:** Cedar Rapids, IA

Acquired: Selected by Baltimore in the 22nd round of the 2013 draft

First MLB Win:

First MLB Strikeout:

Twitter: @jonkeller23

GAME CAREER-HIGHS

Strikeouts: 7, 7/28/16 @ WIL

Walks: 5, 7/8/16 @ REA

IP: 5.0, 9/1/16 vs. POT

ER Allowed: 7, 7/8/16 @ REA

2016 HIGHLIGHTS

- Split the year between Double-A Bowie and Class-A Frederick, going 0-6 with and a 5.06 ERA in 31 games (seven starts)
- Opened the year in Bowie's bullpen, making 24 appearances out of the Baysox' bullpen
- Earned a save on May 24 at Hartford, throwing a shutout inning of relief in the Baysox' 8-6 win
- Allowed two earned runs or less in 22 of his 24 outings with the Baysox
- Allowed 11 ER over two relief outings (4/12 vs. Erie, 7/8 at Reading); without those two outings, his ERA was 4.32
- Held Eastern League left-handed batters to a .197 average (13-66) with 14 strikeouts
- Transferred to Frederick on July 25 and joined the Keys' starting rotation
- Posted a 2.93 ERA in seven starts with Frederick, holding Carolina League batters to a .152 average (15-99)
- Set a career-high with seven strikeouts over a 3.0-inning span, July 28 at Wilmington
- Allowed three earned runs or less in all seven of his starts with Frederick

2015: Spent most of the season with Class-A Frederick, where he was 3-4 with four saves and a 3.82 ERA in 30 games...Had a strikeout in 27 of 30 appearances with the Keys, including a season high four on two occasions...Surrendered just one home run to Carolina League batters in 287 batters faced...Held Carolina League left-handed batters to a .217 average (20-92) with 22 strikeouts...28 of his 30 appearances with the Keys were longer than 1.0 inning...Went 2-0 with four saves and a 2.97 ERA (10 ER, 30.1 IP) in 14 home appearances...Promoted to Double-A Bowie on August 10 and made his final seven appearances with the Baysox...Made one postseason appearance with Bowie, striking out two over 2.0 scoreless innings.

2014: Spent most of the season with Class-A Delmarva, where he went 3-0 with a 1.59 ERA in 24 games... Ranked 5th in the South Atlantic League by averaging 10.48 strikeouts per nine innings pitched (66 strikeouts, 56.2 IP)...Ranked 3rd in the SAL by allowing just 8.74 baserunners per nine innings pitched (55 baserunners in 56.2 IP)...23 of his 24 outings with the Shorebirds were longer than 1.0 inning...Held SAL batters to a .192 average, with both right-handers (.188) and left-handers (.198) hitting below .200 against him...Had a 5.63 ERA after his first four outings, but pitched to a 0.92 ERA (5 ER, 48.2 IP) over his final 20 appearances of the season with the Shorebirds... Made two appearances with Frederick (7/21 & 25), posting an 8.31 ERA (4 ER, 4.1 IP)...Rated by MLB Pipeline.com as the #20 prospect in the Orioles system following the year.

2013: Spent the majority of the season with the GCL Orioles, where he appeared in six games (five starts)...Despite going 0-1 in three home games, owned a 1.29 ERA (1 ER, 7.0 IP) with one BB and seven strikeouts...Struck out a season-high five batters in his last start for the GCL Orioles on August 26...Appeared in one game for Aberdeen on September 2 against Lowell, earning the win after allowing one run on one hit over 3.0 innings of work.

PERSONAL: Jon Michael Keller was selected by Baltimore in the 22nd round of the 2013 draft...Was drafted by the Seattle Mariners in the 11th round of the 2010 draft, but did not sign...Attended the University of Nebraska as a freshman and sophomore before attending The University of Tampa as a junior...Helped the Tampa Spartans claim the 2013 Division II National Championship by not allowing an earned run over 7.0 innings in the National Championship Game...Was one of two Tampa Spartans drafted by the Orioles in 2013, joining RHP Caleb Kellogg... Was a Criminal Justice major...The University of Tampa has produced major league stars Tino Martinez and Lou Piniella, as well as fellow O's farmhand Anthony Caronia...Attended Cedar Rapids Xavier HS, where he earned the Iowa's Sports Connection's Player of the Year award...His younger brother, Mitch, was selected by Pittsburgh in the 2nd round of the 2014 draft - also out of Cedar Rapids Xavier HS.

YR	Team	ORG	W-L	ERA	G	GS	CG	SV	IP	H	R	ER	HR	BB	SO
13	GCL Orioles (R)	BAL	1-2	4.11	6	5	0	0	15.1	17	9	7	0	2	18
	Aberdeen (A)	BAL	1-0	3.00	1	0	0	0	3.0	1	1	1	0	1	2
14	Delmarva (A)	BAL	3-0	1.59	24	0	0	5	56.2	39	11	10	1	14	66
	Frederick (A)	BAL	0-0	8.31	2	0	0	0	4.1	8	5	4	0	7	5
15	Frederick (A)	BAL	3-4	3.82	30	0	0	4	63.2	65	32	27	1	27	50
	Bowie (AA)	BAL	0-0	3.55	7	0	0	0	12.2	6	5	5	0	8	8
16	Bowie (AA)	BAL	0-3	6.69	24	0	0	1	36.1	38	27	27	4	32	31
	Frederick (A)	BAL	0-3	2.93	7	7	0	0	27.2	15	15	9	1	24	27
Minor League Totals			8-12	3.69	101	12	0	10	219.2	189	105	90	7	115	207



JEFF KEMP

IF

DOB: 3/23/90 Opening Day Age: 27 B/T: R/R

Height: 6-0 Weight: 190 Service Time: 0.000

Born: Bowie, MD Resides: Bowie, MD

Acquired: Selected by Baltimore in the 33rd round of the 2013 draft

First MLB Hit:

First MLB Home Run:

Twitter: @jkemp02

GAME CAREER-HIGHS

Hits: 5, 6/24/14 vs. WV

RBI: 5, 8/3/13, vs. TRI

Runs: 4, 2x, last: 5/5/15 vs. WS

Hitting Streak: 10, 2x, both in 2014

2016 HIGHLIGHTS

- Spent the majority of the season with Double-A Bowie, where he hit .183 with four home runs and 15 RBI in 45 games
- Limited to 45 games with the Baysox due to a right tricep injury, as he was placed on the disabled list on July 6
- Went 2-4 with two home runs and a season-high three RBI, June 15 vs. Portland; was his first career multi-homer game
- Made just three errors in 176 total chances at second base, a .983 fielding percentage
- Assigned to Class-A Aberdeen on August 5 after stint on disabled list

2015: Named a Carolina League midseason All-Star...Tied for the club lead in runs scored (57), finished second in hits (105), doubles (19), triples (four), tied for second in RBI (36), and was first on the Keys in total bases (150) and walks (39)...Made his professional debut in the outfield, playing 5.0 innings in right field in Game 2 of a doubleheader, 4/15...Started 84 games at second base, posting a .984 fielding percentage and started 21 games at shortstop...Recorded a season-high four hits twice (5/5 and 7/26 vs. Winston-Salem)...Slugged a season-high three doubles on 5/12 at Lynchburg...Posted an eight-game hitting streak (.406 avg., 13-32) from 5/2-10...Hit .309 (30-97) vs. left-handed pitching.

2014: Spent the season with Class-A Delmarva...Began the year with three straight multi-hit games, 4/3-5...Posted two 10-game hitting streaks, 5/14-26 and 6/14-27, hitting .390 (16-41) and .333 (15-45) in those streaks, respectively...Collected a season-high five hits, going 5-for-7 with two doubles, a home run, two RBI, and two runs scored on 6/24...Went 1-for-4 including his first career grand slam, 5/10...Batted .288 (21-73) over 17 June games.

2013: Recorded his first career multi-hit game on 6/25 against Staten Island, going 2-2 with a double, two runs scored, and an RBI...Recorded a single-game high three hits on five separate occasions with Short-Season A Aberdeen...When playing shortstop, he hit .464 (13-28) with 11 runs scored, five doubles, two home runs, and eight RBI.

PERSONAL: Jeffrey M. Kemp was selected by Baltimore in the 33rd round of the 2013 draft...Originally selected by the Los Angeles Angels in the 31st round of the 2012 draft but did not sign...Attended Radford University, where he was named the 2009 Big South Freshman of the Year, the first ever in Radford's history...Was a *Louville Slugger* Freshman All-American in 2009 and a 2012 First Team All-Big South selection for the Highlanders...Is one of three Radford players drafted by the Orioles since 2013, joining 1B Alexander Lee and RHP Ryan Meisinger...His brother, Joe, played four years at Indiana University and was drafted in the 42nd round in the 2004 draft by the Texas Rangers...Attended Archbishop Spalding High School (MD) where he helped the Cavaliers to a 27-8 record in 2008.

YR	Team	ORG	AVG	G	AB	R	H	2B	3B	HR	RBI	BB	SO	SB	OBP
13	Aberdeen (A)	BAL	.240	48	154	25	37	9	1	3	20	11	50	8	.316
14	Delmarva (A)	BAL	.254	108	437	52	111	28	3	4	42	17	98	4	.294
15	Frederick (A)	BAL	.260	107	404	57	105	19	4	6	36	39	92	6	.332
16	Bowie (AA)	BAL	.183	45	153	20	28	4	0	4	15	18	55	4	.274
	Aberdeen (A)	BAL	.071	8	28	1	2	1	0	0	1	1	5	0	.133
Minor League Totals			.241	316	1176	155	283	61	8	17	114	86	300	22	.304



BRANDEN KLINE RHP

DOB: 9/29/91 Opening Day Age: 25 B/T: R/R

Height: 6-3 Weight: 210 Service Time: 0.000

Born: Frederick, MD Resides: Grovetown, GA

Acquired: Selected by Baltimore in the 2nd round of the 2012 draft

First MLB Win:

First MLB Strikeout:

Twitter: @BrandenKline16

GAME CAREER-HIGHS

Strikeouts: 13, 5/17/13 vs. HIC

Walks: 5, 2x, last: 8/30/14 vs. ALT

IP: 7.0, 8x, last: 5/4/15 vs. AKR

ER Allowed: 9, 8/25/14 @ ERI

2016 HIGHLIGHTS

- Missed all of 2016 due to Tommy John surgery, performed by Dr. James Andrews on 10/8/15
- Enters 2017 ranked as the #20 prospect in the Orioles system according to MLB.com

2015: In his season debut with the Baysox, recorded a season-high 10 strikeouts on 4/12 at Richmond (5.0 IP)...Logged a season-high 7.0 innings on 5/4 vs. Akron (W, 7.0 IP, 2 H, 4 BB)...Went 2-1 with a 2.66 ERA (7 ER, 23.2 IP) in five road outings... Placed on Bowie's disabled list on 5/21...Underwent Tommy John surgery performed by Dr. James Andrews on 10/8.

2014: Spent the majority of the season with Class-A Frederick, where he went 8-6 with a 3.84 ERA in 23 starts...Selected for the Carolina League's midseason All-Star Team...His 3.84 ERA ranked 7th in the league, while he ranked 4th in the league with a 2.27 walks per nine innings ratio (32 walks in 126.2 IP)... Struck out a season-high 11 batters over 7.0 shutout innings, June 7 at Myrtle Beach...Went 7-0 with a 2.79 ERA (22 ER, 71.0 IP) in 12 road starts, but was 1-6 with a 5.17 ERA (32 ER, 55.2 IP) in 11 home outings...Tossed a season-high 7.0 innings on six occasions...Promoted to Bowie on August 20 and made final three appearances of the season with the Baysox...Rated by MLB Pipeline.com as the #9 prospect in the Orioles organization after the season.

2013: Made seven starts with Delmarva, going 1-2 with a 5.86 ERA...Earned his first professional win on April 13 at Hagerstown...Struck out a season-high 13 batters, May 17 vs. Hickory... Underwent surgery on May 23 to repair a right ankle/fibula fracture and missed the remainder of the season.

2012: Pitched to a 4.50 ERA over four starts with Aberdeen, striking out 12 batters in 12.0 innings...Named the Orioles #9 prospect after the season by *Baseball America*.

PERSONAL: Branden Alexander Kline was selected by Baltimore in the 2nd round of the 2012 draft... Selected by Boston in the 6th round of the 2009 draft but did not sign...Attended the University of Virginia, where he finished third in school history with 21 career saves...Led the Cavaliers in strikeouts his junior season and was named Second-Team All-ACC...Was a teammate of fellow Orioles farmhand Tyler Wilson at UVA in 2010 and 2011...Attended Governor Thomas Johnson High School (MD), where he was named Maryland's 2009 Louisville Slugger Player of the Year...Also competed in indoor track and field in high school, where he placed fourth in the high jump (6 feet) his senior year.

YR	Team	ORG	W-L	ERA	G	GS	CG	SV	IP	H	R	ER	HR	BB	SO
12	Aberdeen (A)	BAL	0-0	4.50	4	4	0	0	12.0	12	7	6	1	4	12
13	Delmarva (A)	BAL	1-2	5.86	7	7	0	0	35.1	41	25	23	4	14	32
14	Frederick (A)	BAL	8-6	3.84	23	23	0	0	126.2	143	60	54	9	32	95
	Bowie (AA)	BAL	0-2	6.06	3	3	0	0	16.1	18	11	11	1	11	9
15	Bowie (AA)	BAL	3-3	3.66	8	8	0	0	39.1	35	20	16	4	19	27
16									Did not pitch - injured						
	Minor League Totals		12-13	4.31	45	45	0	0	229.2	249	123	110	19	80	175



CHRIS LEE

LHP

DOB: 8/17/92 **Opening Day Age:** 24 **B/T:** L/L

Height: 6-3 **Weight:** 180 **Service Time:** 0.000

Born: Savannah, GA **Resides:** Tampa, FL

Acquired: Trade with Houston in exchange for two International Signing Bonus slots, 5/18/15

First MLB Win:

First MLB Strikeout:

Twitter:

GAME CAREER-HIGHS

Strikeouts: 8, 3x, last: 5/16/14 @ KC

IP: 8.0, 5/23/16 @ HFD

Walks: 6, 5/1/14 vs. CLI

ER Allowed: 7, 7/29/11 vs. KNG

2016 HIGHLIGHTS

- Went 5-0 with a 2.98 ERA in eight games (seven starts) for Double-A Bowie before a shoulder injury ended his season
- Won each of his first five decisions to open the season, posting a 2.30 ERA (8 ER, 31.1 IP) over that span
- Tossed at least 6.0 innings in each of his eight appearances, including a career-high 8.0 innings on May 23 at Hartford
- Held Eastern League batters to a .222 average, with left-handers batting .155 (9-58) against him
- Allowed three earned runs or less in seven of his eight appearances, and one run or less in four of his outings
- Suffered soreness in the lat muscle area of his left shoulder and was placed on the disabled list, June 5
- Rated by *Baseball America* after the season as the #9 prospect in the Orioles organization
- Enters 2017 ranked as the #7 prospect in the Orioles system according to MLB.com

2015: Began season with Class-A Quad Cities in the Houston system, going 3-2 with a 4.11 ERA in seven games (six starts)...Won his final three starts with the River Bandits, posting a 2.40 ERA (4 ER, 15.0 IP) with 12 strikeouts...Traded to Baltimore for two international bonus slots on May 18 and assigned to Class-A Frederick...Went 3-6 with a 3.07 ERA and 48 strikeouts in 14 starts with the Keys...Struck out a season-high seven batters over 6.0 IP on July 17 at Wilmington...Promoted to Double-A Bowie (8/3) and made seven starts with Bowie, going 4-2 with a 3.08 ERA...Won his first three starts with the Baysox, going 3-0 with a 2.08 ERA (4 ER, 17.1 IP) over that span...Made two playoff appearances for Bowie, going 1-1 with a 4.50 ERA (4 ER, 10.0 IP)...Between Quad Cities, Frederick and Bowie, combined to go 10-10 with a 3.29 ERA in 28 games (27 starts)...Gave Bowie a 2-1 series lead against Altoona with a win in Game 3 of the first round (6.0 IP, 2 ER, 6 H, 4 SO, 1 BB)...Added to Baltimore's 40-man roster on 11/20.

2014: Spent the entire campaign with Class-A Quad Cities, making 28 appearances (16 starts)...Went 8-6 with a 3.66 ERA, 75 strikeouts and 51 walks...Went 2-5 with a 4.40 ERA in the first half of the season before going 6-1 with a 2.91 ERA after the All-Star break...Named Quad Cities pitcher of the month in August after going 2-1 with a 2.66 ERA in six games.

2013: Made 11 appearances with Class-A Greeneville (10 starts) compiling a 2-2 record with a 3.10 ERA...Struck out a career-high eight batters twice, including eight in his first start of the season (June 21 at Bluefield)...Ranked as the Astros #22 prospect by *Baseball America* following the season.

2012: Appeared in five games (three starts) with Greeneville going 1-2 while striking out nine and walking nine.

2011: Made his professional debut in the Houston Astros organization for rookie level Greenville, going 1-5 with a 5.18 ERA in 13 starts.

PERSONAL: Christopher Ulysses Lee was acquired by Baltimore from the Houston Astros in exchange for two international bonus slots on 5/18/15...Originally drafted by Houston in the 4th round of the 2011 MLB draft...Was drafted by the Chicago White Sox in the 37th round of the 2010 draft but did not sign...Attended Santa Fe Community College in Gainesville, FL for one season...Attended T.R. Robinson High School in Tampa, FL.

YR	Team	ORG	W-L	ERA	G	GS	CG	SV	IP	H	R	ER	HR	BB	SO
11	Greeneville (R)	HOU	1-5	5.18	13	13	0	0	48.2	53	34	28	4	34	47
12	Greeneville (R)	HOU	1-2	11.42	5	3	0	0	8.2	13	15	11	1	9	9
13	Greeneville (R)	HOU	2-2	3.10	11	10	0	0	49.1	37	20	17	3	17	54
14	Quad Cities (A)	HOU	8-6	3.66	28	16	0	0	113.0	120	56	46	7	51	75
15	Quad Cities (A)	HOU	3-2	4.11	7	6	0	0	30.2	36	17	14	1	10	24
	Frederick (A)	BAL	3-6	3.07	14	14	0	0	76.1	76	29	26	1	29	48
	Bowie (AA)	BAL	4-2	3.08	7	7	0	0	38.0	32	13	13	0	20	26
16	Bowie (AA)	BAL	5-0	2.98	8	7	0	0	51.1	41	17	17	4	13	19
	Minor League Totals		27-25	3.72	93	76	0	0	416.0	408	201	172	21	183	302



JESUS LIRANZO RHP

DOB: 3/7/95 **Opening Day Age:** 22 **B/T:** R/R
Height: 6-2 **Weight:** 175 **Service Time:** 0.000
Born: La Romana, DR **Resides:** La Romana, DR
Acquired: Signed by Baltimore as a minor league free agent, 7/6/13
First MLB Win:
First MLB Strikeout:
Twitter:

GAME CAREER-HIGHS

Strikeouts: 6, 2x, last: 7/18/16 @ AUG **IP:** 4.0, 7/19/13 vs. DSL NAT
Walks: 3, 6x, last: 7/9/16 vs. HAG **ER Allowed:** 4, 3x, last: 6/20/15 @ DSL BLJ

2016 HIGHLIGHTS

- Split the year between Class-A Delmarva and Double-A Bowie, going 1-1 with a 1.87 ERA in 27 relief outings
- Started the season with the Shorebirds, where he posted a 1.05 ERA in 16 appearances out of the bullpen
- Held South Atlantic League batters to a .109 average (12-110) with 46 strikeouts in 34.1 innings pitched
- Did not allow an earned run in 13 of his 16 appearances with the Shorebirds
- Set a career-high with six strikeouts on two occasions: July 9 vs. Hagerstown and July 18 at Augusta
- Did not allow an earned run over his final six outings with Delmarva (15.2 IP, 5 H, 1 R, 0 ER, 8 BB, 25 K)
- Promoted to Bowie on July 29 and spent the remainder of the season with the Baysox, posting a 3.38 ERA in 11 games
- Earned his first Double-A victory in his second appearance with Bowie, August 1 at Reading (2.0 IP, 0 H, 0 R, 1 BB, 2 K)
- Held Eastern League batters to a .127 average (8-63) with 20 strikeouts in 18.2 innings pitched
- Allowed just one hit to an Eastern League left-handed batter (.034 average, 1-for-29 with 11 strikeouts)
- Between the two levels, held batters to a .115 average (20-173); RHH hit .118 (12-102) and LHH batted .113 (8-71)
- Added to Baltimore's 40-man roster on November 18
- Enters 2017 rated as the #16 prospect in the Orioles system according to MLB.com

2015: Spent all season with the DSL Orioles...In his first six appearances, he allowed just one run in 11.0 IP, going 1-0 with 17 Ks...Finished tied for first on the DSL Orioles in holds (four), second in appearances (23), and third in games finished (11)...Posted a five-game scoreless streak (7.0 IP, 5 Ks) from 7/4-25...Finished strong in August (7 games), going 1-1 with 12.0 innings of work and 13 Ks, allowing 2 earned runs (1.50 ERA), 10 hits and 4 walks...Went 2-1 with a 1.47 ERA (3 ER, 18.1 IP) over 10 home games...Logged 15 multi-strikeout performances...Allowed an opponent's batting average of .200 (LHH: .150, 6-40; RHH: .220, 22-100).

2014: Did not pitch due to injury (elbow surgery).

2013: Started with the DSL Braves, was released (6/14) and signed by the Orioles (7/11), assigned to DSL Orioles...Made his first appearance in the Orioles organization on 7/13 vs. the DSL Braves and struck out three over 2.2 innings...Set a career high in IP (4.0) in a start against DSL Nationals (7/19), allowing no earned runs or walks, 2 hits and struck out 3.

2012: Made his professional debut with the DSL Braves, 6/8.

PERSONAL: Full name is Jesús Manuel (Ramón) Liranzo...La Romana is the same birthplace as '16 Delmarva teammate Yermin Mercedes, along with former MLB All-Stars Edwin Encarnacion and Ervin Santana.

YR	Team	ORG	W-L	ERA	G	GS	CG	SV	IP	H	R	ER	HR	BB	SO
12	DSL Braves (R)	ATL	0-0	9.00	1	0	0	0	1.0	1	1	1	0	2	2
13	DSL Braves (R)	ATL	0-0	11.57	3	1	0	0	2.1	3	3	3	0	6	4
	DSL Orioles (R)	BAL	0-1	8.71	6	2	0	0	10.1	13	18	10	2	6	9
15	DSL Orioles (R)	BAL	3-2	2.35	23	0	0	0	38.1	28	14	10	0	19	46
16	Delmarva (A)	BAL	0-0	1.05	16	0	0	0	34.1	12	5	4	0	15	46
	Bowie (AA)	BAL	1-1	3.38	11	0	0	0	18.2	8	8	7	3	12	20
Minor League Totals			4-4	3.00	60	3	0	0	105.0	65	49	35	5	60	127



TREY MANCINI 1B

DOB: 3/18/92 **Opening Day Age:** 25 **B/T:** R/R

Height: 6-4 **Weight:** 215 **Service Time:** 0.015

Born: Winter Haven, FL **Resides:** Lake Wales, FL

Acquired: Selected by Baltimore in the 8th round of the 2013 draft

First MLB Hit: 9/20/16 vs. BOS (HR, Eduardo Rodriguez)

First MLB Home Run: 9/20/16 vs. BOS (Eduardo Rodriguez)

Twitter:

GAME CAREER-HIGHS

Hits: 5, 7/3/13 @ HV
Runs: 4, 5/24/15 @ LYN

RBI: 4, 5x, last: 9/4/16 @ DUR
Hitting Streak: 17 games, 2014

2016 HIGHLIGHTS

- In 142 games between Bowie and Norfolk, hit .282 with 20 home runs, 26 doubles and 68 RBI
- Ranked among Orioles minor leaguers in home runs (T-2nd, 20), RBI (3rd, 68) and batting average (10th, .282)
- Named an MiLB.com Orioles organizational All-Star for a second straight season
- His 154 hits between Bowie and Norfolk tied for 24th in Minor League Baseball
- Opened the year with Bowie, where he hit .302 with seven home runs and 14 RBI in 17 games
- Promoted to Norfolk on April 25; at the time of his promotion, he ranked among MiLB leaders in home runs (T-1st, 7), total bases (4th, 44), runs (T-4th, 18), extra-base hits (T-8th, 11) and slugging percentage (9th, .698)
- Twice named Orioles Minor League Player of the Month; April (.291, 7 HR, 16 RBI) and June (.349, 5 HR, 14 RBI)
- Led International League first baseman in games (121), total chances (1,135), putouts (1,067) and double plays (99)
- Finished a home run shy of hitting for the cycle and scored 12th inning game-winning run on April 27 vs. Indianapolis
- Hit a two-run walk-off home run to give Norfolk a 2-1 victory, July 1 vs. Durham
- Registered 37 multi-hit games with Norfolk, including 13 different three-hit contests
- Matched a career-high with four runs batted in, September 4 at Durham (2-3, 2 2B, 2 BB, 2 R, 4 RBI)
- Had his contract selected by Baltimore on September 18; made MLB debut on September 20 vs. Boston as DH
- Collected first big league hit on September 20 vs. Boston, a solo home run off of Eduardo Rodriguez
- Homered in each of his first three big league starts, becoming just the third player in MLB history to accomplish the feat alongside Trevor Story (2016) and Carlos Quentin (2006)
- Rated by *Baseball America* after the season as the #5 prospect and the Best Power Hitter in the Orioles system
- Enters 2017 ranked by MiLB.com as the #5 prospect in the Orioles system

2015: Split the season between Class-A Frederick (52 games) and Double-A Bowie (84 games), batting .341 with 21 home runs, 43 doubles and 89 RBI in 136 games between the two clubs...Earned the Brooks Robinson Award as the Orioles Minor League Player of the Year...Led all of Minor League Baseball with 182 hits and ranked among MiLB leaders in total bases (2nd, 300), extra-base hits (T-3rd, 70), doubles (T-3rd, 45), at-bats (T-11th, 533) and games (T-12th, 136)...Led Orioles minor leaguers in batting average (.341), home runs (21) and RBI (89)...Named as the First Baseman on the Orioles Organizational All-Star Team by MiLB.com...Opened the season with Frederick, batting .314 with eight home runs and 32 RBI in 52 games...Promoted to Bowie on June 5; At the time of his promotion, ranked among Carolina League leaders in at-bats (1st, 207), hits (1st, 65), extra-base hits (1st, 25), slugging percentage (1st, .527 and average (2nd, .314)...Was declared the EL batting champion and leader in slugging despite not having enough plate appearances to qualify, due to Rule 9.22 in the Official Rule Book (he was short of qualifying among the league leaders by 29 plate appearances, but his average and SLG would have led the EL even if he had gone 0-for-29 in those at-bats)...Ranked fourth in the Eastern League with 45 extra-base hits despite not joining Bowie until June 5...Awarded the Eastern League Batter of the Week for the week of 6/15-6/22...Homered and tied his career-high with four RBI, August 10 vs. Richmond...Played in nine playoff games for Bowie, hitting .171 (6-35) with five RBI and seven walks.

2014: Split the season with Class-A Delmarva and Class-A Frederick, batting a combined .284 with 10 home runs and 83 RBI in 137 games...His 83 RBI between the two levels ranked third among Orioles minor leaguers...Named midseason South Atlantic League All-Star with the Shorebirds...Posted a 17-game hitting streak, 5/22-6/6, over which he hit .429 (30-70) with 11 multi-hit games...Batted .317 with three home runs and 42 RBI in 68 games with Delmarva before being transferred to Frederick on June 19...Homered and drove in four in his first game with the Keys, June 19 at Carolina.

2013: Made his professional Debut in the Orioles organization with Class-A Aberdeen...Named the 2013 Topps/Minor League Baseball Player of the Year for the New York-Penn League...Set single-season franchise records in hits (84) and batting average (.328), both good for second in the NYPL...Tied for third in the league in runs scored (43) and finished with the league's fourth-highest on-base percentage (.382)... Named to the New York-Penn League All-Star Team.

PERSONAL: Joseph Anthony Mancini III was drafted by Baltimore in the 8th round of the 2013 draft...Attended the University of Notre Dame, where he led the Big East in average (.389), total bases (138) and triples (seven) during his junior year in 2013...Was named the 2011 Big East Rookie of the Year, and he won the 2012 Big East Home Run Derby title...Notre Dame has also produced Hall of Famer Carl Yastrzemski, grandfather of fellow O's farmhand Mike Yastrzemski...Was a Political Science major while playing with the Fighting Irish...Attended Winter Haven (FL) High School.

YR	Team	ORG	AVG	G	AB	R	H	2B	3B	HR	RBI	BB	SO	SB	OBP
13	Aberdeen (A)	BAL	.328	68	256	43	84	18	2	3	35	20	43	3	.382
14	Delmarva (A)	BAL	.317	68	268	30	85	13	3	3	42	14	52	1	.357
	Frederick (A)	BAL	.251	69	275	37	69	19	0	7	41	14	43	0	.295
15	Frederick (A)	BAL	.314	52	207	28	65	14	3	8	32	9	35	4	.341
	Bowie (AA)	BAL	.359	84	326	60	117	29	3	13	57	22	58	2	.395
16	Bowie (AA)	BAL	.302	17	63	18	19	4	0	7	14	10	17	0	.413
	Norfolk (AAA)	BAL	.280	125	483	60	135	22	5	13	54	48	123	2	.349
	BALTIMORE (AL)	BAL	.357	5	14	3	5	1	0	3	5	0	4	0	.400
	Minor League Totals		.306	483	1878	276	574	119	16	54	275	137	371	12	.357
	Major League Totals		.357	5	14	3	5	1	0	3	5	0	4	0	.400



ADRIAN MARIN

IF

DOB: 3/8/94 Opening Day Age: 23 B/T: R/R

Height: 6-0 Weight: 180 Service Time: 0.000

Born: Miami, FL Resides: Miami, FL

Acquired: Selected by Baltimore in the 3rd round of the 2012 draft

First MLB Hit:

First MLB Home Run:

Twitter: @Adrian_Marin8

GAME CAREER-HIGHS

Hits: 4, 7/23/13 vs. SAV

RBI: 5, 6/28/16 @ HAR

Runs: 4, 7/22/12 vs. GCL Red Sox

Hitting Streak: 9 games, 2x, last: 2014

2016 HIGHLIGHTS

- Spent entire season with Double-A Bowie, hitting .232 with four home runs, 33 RBI and 11 stolen bases in 119 games
- Led Eastern League shortstops with a .964 fielding percentage, as he committed 18 errors in 499 total chances
- Paced Bowie in games played (119) and ranked among team leaders in steals (2nd, 11) and hits (5th, 94)
- Led EL shortstops in games (115), total chances (499), putouts (176), assists (305) and double plays (77)
- Opened the year by hitting safely in 15 of 18 games in April, batting .266 (17-64) with five RBI and a .329 OBP
- Set a career-high with five runs batted in, June 28 at Harrisburg (3-4, HR, 5 RBI, 2 R)
- Had a season-high three hits on five different occasions
- Batted .294 (25-85) with two home runs and 16 RBI in 25 games in June

2015: Spent entire season with Class-A Frederick, batting .238 with 22 doubles, four home runs and 41 RBI in 114 games...Made all but one appearance at shortstop (served as the designated hitter in one game)...Led Frederick with five triples, a new career-high...His 25 stolen bases ranked third among Orioles minor leaguers...Batted .315 (35-111) with 33 RBI and a .350 on-base percentage with runners in scoring position...Had 19 multi-hit games, including five in a six-game span from 4/24-4/30 (over which he hit .400 [10-25])...Hit .270 (27-100) with 11 extra-base hits against left-handed pitching (seven doubles, three triples, one home run)...Appeared in 20 games for Peoria in the Arizona Fall League, batting .278 (22-79) with four doubles and five RBI...During the AFL, he hit safely in 15 of 19 games in which he had an at-bat

2014: Spent entire season with Class-A Frederick, where he hit .232 with five home runs and 42 RBI in 115 games... Set career-highs with 30 doubles, 40 runs and 12 stolen bases...Led Carolina League shortstops with a .972 fielding percentage (15 errors in 528 total chances), 179 putouts and 67 double plays...Named Carolina League Batter-of-the-Week for May 26 - June 2...Rated by MLB.com as the #12 prospect in the Orioles system following the season.

2013: Appeared in 108 games with Class-A Delmarva, batting .265 with four home runs and 48 RBI...Ranked second on the Shorebirds with 48 RBI and was third on the team in hits (103) and stolen bases (11)...From May 20 to July 19, had a 21-game home on-base streak, hitting .427 (32-75) in that time with a .456 OBP...Had four hits and scored a run, July 23 vs. Savannah.

2012: Led the GCL Orioles in games played (47), at-bats (178), hits (51), runs scored (24) and total bases (64)...Finished tied for the team lead in triples...Was second on the club in steals (6)...Named the Orioles #10 prospect and best defensive infielder in the farm system after the season by *Baseball America*.

PERSONAL: Adrian Marin was selected by Baltimore in the 3rd round of the 2012 draft...Attended Gulliver Prep School in Miami, FL, the same high school that produced former Norfolk infielder Paco Figueroa...Was set to attend college at the University of Miami before being selected by the Orioles.

YR	Team	ORG	AVG	G	AB	R	H	2B	3B	HR	RBI	BB	SO	SB	OBP
12	GCL Orioles (R)	BAL	.287	47	178	24	51	7	3	0	13	11	34	6	.339
	Delmarva (A)	BAL	.286	6	21	5	6	0	0	0	2	1	2	2	.348
13	Delmarva (A)	BAL	.265	108	388	30	103	19	2	4	48	23	90	11	.311
14	Frederick (A)	BAL	.232	115	431	40	100	30	1	5	42	21	103	12	.271
15	Frederick (A)	BAL	.238	114	416	57	99	22	5	4	41	23	74	25	.286
16	Bowie (AA)	BAL	.232	119	406	38	94	11	4	4	33	29	82	11	.284
	Minor League Totals		.246	509	1840	194	453	89	15	17	179	108	385	67	.293



SCOTT MCGOUGH RHP

DOB: 10/31/89 **Opening Day Age:** 27 **B/T:** R/R
Height: 5-11 **Weight:** 189 **Service Time:** 0.046
Born: Monroeville, PA **Resides:** Pittsburgh, PA
Acquired: Claimed by Baltimore off of waivers from Miami, 4/15/16
First MLB Win:
First MLB Strikeout: 8/20/15 vs. PHI (Dominic Brown)
Twitter: @Scooter_McGough

GAME CAREER-HIGHS

Strikeouts: 5, 2x, last: 8/20/16 vs. DUR **IP:** 4.0, 4x, last: 8/20/16 vs. DUR
Walks: 3, 4x: 6/24/16 @ PNS **ER Allowed:** 9, 6/24/16 vs. COL

2016 HIGHLIGHTS

- Combined to go 4-6 with a 5.35 ERA in 43 games (three starts) between New Orleans, Norfolk and Bowie
- Opened the year in the Miami system, pitching in two games with New Orleans before being placed on waivers
- Claimed by Baltimore on April 15 and assigned to Norfolk, where he posted a 4.72 ERA in 26 games (two starts)
- Allowed six earned runs over his first two games with Norfolk before posting a 1.13 ERA (3 ER, 24.0 IP) over his next 10 games
- In 24 relief outings with the Tides, posted a 3.32 ERA (16 ER, 43.1 IP)
- Allowed nine earned runs in a spot start on June 24 at Columbus; without that game his ERA with Norfolk was 3.04
- Designated for assignment by Baltimore on May 7 and outrighted to Norfolk on May 9
- Posted a 1.65 ERA (5 ER, 27.1 IP) and a .222 opponents average in 12 games at Harbor Park
- Tied a career-high with five strikeouts in a spot start at Durham, August 20 (4.0 IP, 2 H, 0 R, 1 BB, 5 K)
- Appeared in 15 games (one start) for Bowie from July 21 - September 5, going 2-2 with a 5.68 ERA
- Nine of his 15 appearances with Bowie were scoreless, and he allowed just four of 15 inherited runners to score

2015: Returned from Tommy John Surgery to make 27 appearances in the minors for Miami, going 1-1 with a 1.93 ERA (8 ER, 37.1 IP)...Across all levels, right-handed batters compiled a .215 batting average (20-93)...Made season debut on June 3rd with Class-A Jupiter and worked 7.0 scoreless frames over four appearances...Transferred to Double A Jacksonville on June 15th posting a 2.70 ERA (4 ER, 13.1 IP) in 10 games with the Suns...Transferred to New Orleans on July 25th and picked up his lone save of the season that night...Did not surrender a hit over his first six games in August, spanning 8.0 innings for the Zephyrs...Had his contract selected by Miami on August 20th and made his big league debut that night vs. PHI (0.2 IP, 5 H, 3 R, 3 ER, K)...Pacific Coast League opponents batted .153 (9-59) over 13 appearances.

2014: Underwent Tommy John surgery in late-May and missed the entire season.

2013: Named a Southern League All-Star with Double-A Jacksonville, going 4-3 with a 2.63 ERA (18 ER, 61.2 IP) in 36 appearances ...Among the league's relievers, ranked second in fewest walks per 9.0 innings (2.19), fourth in fewest baserunners per 9.0 innings (9.63) and fifth in batting average against (.209 ...Did not yield a batting average above .200 in any month except June (.282)...Limited right-handers to a .174 mark (26-149) ...In April and May, combined to go 4-0 with a 1.93 ERA (7 ER, 32.2 IP) while opponents batted .198 (24-111)...Rejoined the Zephyrs on July 28th and worked 2.1 scoreless innings of relief on August 3rd vs. Reno before returning to Jacksonville on August 5th.

2012: Divided the year at the Class-A level between the Los Angeles Dodgers and Miami Marlins organizations...Combined to appear in a career-high 50 games while going 5-6 with six saves and a 3.80 ERA (27 ER, 64.0 IP)...Opened the year at Rancho Cucamonga and posted a 1.69 ERA (2 ER, 10.2 IP) in seven April outings...Converted all four of his save chances in May, allowing two hits in 6.1 innings with eight strikeouts and no walks in those situation ...Carried a 2.00 ERA into the All-Star break ...Traded to the Marlins on July 25th with RHP Nathan Eovaldi in exchange for INF Hanley Ramirez and LHP Randy Choate...Assigned to Jupiter, where he worked 12.1 straight scoreless frames over 10 appearances from July 30th-August 22nd...Limited Florida State League opponents to a .211 average (4-19) with runners in scoring position.

2011: In his professional debut, pitched in 26 games between short-season Ogden and Class A Great Lakes...Ranked sixth among all Dodgers farmhands with 10 saves...Promoted to Great Lakes on July 14th and did not allow a run over his first eight outings (8.2 innings), going 4-for-4 in save opportunities while yielding a .120 batting average (3-25).

PERSONAL: Scott Thomas McGough claimed off waivers from the Miami Marlins by the Baltimore Orioles on April 15th, 2016...Originally selected by the Pittsburgh Pirates in the 48th round of the 2008 draft but chose to attend the University of Oregon...Went 5-2 with four saves and a 2.45 ERA in 25 games his sophomore year, earning Honorable Mention All-Pac-10 recognition and a spot on the 2010 Collegiate National Team...Entered his junior year as the 47th-rated collegiate prospect by *Baseball America* and set a school record by pitching in 31 games...Selected by the Los Angeles Dodgers in the 5th round of the 2011 draft...Prior to College he was a 2008 graduate of Plum (PA) Senior High School where we was named East Pennsylvania Interscholastic Athletic League Player of the Year...His father, Tom, pitched in the Cleveland Indians system from 1973-79.

YR	Team	ORG	W-L	ERA	G	GS	CG	SV	IP	H	R	ER	HR	BB	SO
11	Ogden (R)	LAD	1-1	4.76	6	0	0	2	5.2	8	4	3	0	0	8
	Great Lakes (A)	LAD	0-4	2.21	20	0	0	8	20.1	18	6	5	1	6	25
12	Ranc. Cucam. (A)	LAD	3-5	3.99	35	0	0	5	47.1	45	23	21	3	26	48
	Jupiter (A)	MIA	2-1	3.24	15	0	0	1	16.2	19	7	6	0	4	8
13	New Orleans (AAA)	MIA	0-1	5.06	2	1	0	0	5.1	8	3	3	1	2	3
	Jacksonville (AA)	MIA	4-3	2.63	36	0	0	1	61.2	48	21	18	4	18	56
15	Jupiter (A)	MIA	0-0	.00	4	0	0	0	7.0	4	0	0	0	1	6
	Jacksonville (AA)	MIA	0-0	2.70	10	0	0	0	13.1	14	5	4	1	6	4
	New Orleans (AAA)	MIA	0-1	2.12	13	0	0	1	17.0	9	5	4	1	9	12
	MIAMI (NL)	MIA	0-0	9.45	6	0	0	0	6.2	12	7	7	0	4	4
16	New Orleans (AAA)	MIA	0-1	13.50	2	0	0	0	2.2	6	4	4	0	3	1
	Norfolk (AAA)	BAL	2-3	4.72	26	2	0	0	47.2	50	27	25	5	19	36
	Bowie (AA)	BAL	2-2	5.68	15	1	0	0	25.1	37	16	16	3	4	21
Minor League Totals			14-22	3.63	184	4	0	18	270.0	266	121	109	19	98	228
Major League Totals			0-0	9.45	6	0	0	0	6.2	12	7	7	0	4	4



JOHN MEANS

LHP

DOB: 4/24/93 **Opening Day Age:** 23 **B/T:** L/L

Height: 6-3 **Weight:** 195 **Service Time:** 0.000

Born: Olathe, KS **Resides:** Olathe, KS

Acquired: Selected by Baltimore in the 11th round of the 2014 draft

First MLB Win:

First MLB Strikeout:

Twitter: @JMeans25

GAME CAREER-HIGHS

Strikeouts: 10, 5/5/16 @ POT
Walks: 4, 8/27/15 @ WS

IP: 7.0, 3x, last: 6/8/16 @ POR
ER Allowed: 6, 2x, last: 7/27/16 vs. HFD

2016 HIGHLIGHTS

- Split the year between Class-A Frederick and Double-A Bowie, going 9-8 with a 3.70 ERA in 27 starts
- Ranked among Orioles minor leaguers in wins (T-4th, 9) and ERA (8th, 2.70)
- Opened the year with Frederick, where he was 5-0 with a 1.80 ERA in nine starts
- Allowed two earned runs or less in each of his nine outings with the Keys as he held opponents to a .228 average
- Posted a 0.93 ERA (3 ER, 29.0 IP), 32 strikeouts and just six walks in five home starts with the Keys
- Set a career-high with 10 strikeouts, May 5 at Potomac
- Promoted to Bowie on May 25 and spent the rest of the year with the Baysox, going 4-8 with a 4.69 ERA in 18 starts
- Earned his first Double-A victory and matched his career-high with 7.0 innings pitched, June 8 at Portland
- Tossed at least 5.0 innings in 14 of his 18 outings with the Baysox
- Enters 2017 rated as the #27 prospect in the Orioles system according to MLB.com

2015: In 27 starts between Delmarva (23) and Frederick (4), he went 9-11 with a 3.91 ERA (60 ER, 138.0 IP)...Ranked among Orioles minor leaguers in strikeouts (4th, 99) and ERA (7th, 3.91)...Ranked second on the Shorebirds in wins (9), games started (23), innings pitched (118.1) and strikeouts (89)...Registered Delmarva's first no-hitter in 17 years in a win vs Charleston on 7/31 (W, 7.0 IP, 0 H, 1 BB, 1 HB, 6 SO)...Named South Atlantic League pitcher of the week (7/27-8/3) for his 7.0-inning complete game no-hitter...Struck out a career-high eight batters in a win versus Lexington (7/14)...Went 8-3 with a 3.09 ERA (29 ER, 84.1 IP) in 16 home starts for Frederick...Transferred to Class-A Frederick on August 20 and made final four starts with the Keys, posting a 6.41 ERA.

2014: Made 10 appearances (nine starts) with Class-A Aberdeen...Did not allow a run over his first three outings with the IronBirds (6.0 IP)...Earned his first pro win, 8/22 vs. Lowell (5.0 IP, 5 H, 2 ER, 1 BB, 5 K)...Struck out a season-high six twice (8/9 and 8/29)...Posted a 2.08 ERA (4 ER, 17.1 IP) over five home outings with Aberdeen...Went 1-2 with a 2.59 ERA (7 ER, 24.1 IP) in five August starts with the IronBirds...Held opponents to a .188 average (3-16) with RISP and two outs.

PERSONAL: John Alan Means was selected by Baltimore in the 11th round of the 2014 draft...Was drafted by the Atlanta Braves in the 46th round of the 2011 draft but did not sign...Attended Fort Scott Junior College for two seasons, the same school that produced former MLB first baseman Adam LaRoche...After Fort Scott, transferred to West Virginia University and went 6-2 with a 3.13 ERA his junior season...Attended Gardner-Edgerton High School (KS), where he pitched and played first base...As a senior at GEHS, he earned Second-Team All-State 5A honors.

YR	Team	ORG	W-L	ERA	G	GS	CG	SV	IP	H	R	ER	HR	BB	SO
14	GCL Orioles (R)	BAL	0-1	4.50	1	1	0	0	2.0	3	1	1	0	0	3
	Aberdeen (A)	BAL	1-3	3.41	10	9	0	0	37.0	42	15	14	1	2	33
15	Delmarva (A)	BAL	9-8	3.50	23	23	1	0	118.1	136	66	46	10	26	89
	Frederick (A)	BAL	0-3	6.41	4	4	0	0	19.2	22	14	14	2	10	10
16	Frederick (A)	BAL	5-0	1.80	9	9	1	0	50.0	43	11	10	1	10	54
	Bowie (AA)	BAL	4-8	4.69	18	18	0	0	96.0	113	53	50	7	25	51
Minor League Totals			19-23	3.76	65	64	2	0	323.0	359	160	135	21	73	240



YERMIN MERCEDES C

DOB: 2/14/93 **Opening Day Age:** 24 **B/T:** R/R
Height: 5-11 **Weight:** 175 **Service Time:** 0.000
Born: La Romana, DR **Resides:** Hartford, CT
Acquired: Signed by Baltimore as a minor league free agent on 9/8/14
First MLB Hit:
First MLB Home Run:
Twitter: @YerdynM

GAME CAREER-HIGHS

Hits: 4, 3x, last: 7/23/16 vs. KAN **RBI:** 5, 4/24/16 @ KAN
Runs: 3, 7x, last: 7/23/16 vs. KAN **Hitting Streak:** 14 games, 2016

2016 HIGHLIGHTS

- Split the year between Delmarva and Frederick, batting .345 with 20 home runs and 77 RBI in 122 games
- His .345 average led Orioles minor leaguers and ranked 18th among all players in Minor League Baseball
- Led South Atlantic League players in average (.353), on-base percentage (.411) and slugging percentage (.579)
- Named an MiLB.com Orioles Organizational All-Star
- Ranked among Orioles minor leaguers in home runs (T-2nd, 20) and runs batted in (2nd, 77)
- Named a South Atlantic League midseason and postseason All-Star
- Selected as MiLB.com's South Atlantic League Player of the Month for July after ranking among SAL leaders in extra-base hits (T-2nd, 17), slugging percentage (3rd, .646), batting average (4th, .375) and on-base percentage (4th, .459)
- Named to *Baseball America's* Low Class-A All-Star Team
- Twice named as South Atlantic League's Player of the Week (April 25 and June 20)
- Recorded 39 multi-hit games in 91 contests for Delmarva, including 10 games in which he had three or more hits
- Set a career-high with five runs batted in on April 24 at Kannapolis, as he went 3-for-5 with a triple
- Went 4-for-4 with three home runs and four RBI, July 23 vs. Kannapolis (one of two three-homer games in SAL in 2016)
- Had a career-best 14-game hitting streak from June 25 - July 8, over which he hit .481 (26-54) with 10 RBI
- Promoted to Frederick on August 1 and hit .318 with six home runs and 17 RBI in 31 games for the Keys
- Homered twice and drove in three runs, August 12 vs. Potomac

2015: Debuted with Class-A Delmarva (5/30)...Hit safely in six of seven games (.379, 11-29) with four doubles, a triple, three home runs, and 14 RBI from 7/15-22...Logged a season-high four RBI twice, 7/16 vs. Lexington (hit a grand slam) and 7/19 vs. Greensboro...Recorded a seven-game hitting streak (.481, 13-27) with 10 RBI from 8/9-18...Hit .305 (29-95) with 12 extra-base hits and 21 RBI in 24 July games...Collected a season-high four hits on 8/15 vs. Lakewood...Batted .299 (35-117) in 33 home games...Committed only six errors the entire season (.987 fielding %)...Played in the Dominican Winter League for Licey (18 games), batting .357 (20-56), with 5 XBH and 12 RBI.

2014: Played for San Angelo in the Independent United League Baseball and for Douglas and White Sands in the Independent Pecos League...Totaled a .380 batting average (87-229), hitting 17 home runs and 74 RBI (60 games).

2013: Spent third straight season with the DSL Nationals...Hit first professional home run vs. the DSL Tigers (6/20)...Recorded five multi-hit games.

2012: Hit .344 (11-32) in June and batted .413 (19-46) in August...On 8/15, collected a season-high four hits after going 4-for-5 with two doubles and one RBI.

2011: Doubled and drove in two runs during his professional debut, 5/28 at the DSL Rangers...Began career with a 10-game hitting streak (.424, 14-33)...Hit safely in 11 consecutive games (.341, 15-44) from 6/18-7/18...Logged two games with three RBI (7/18 vs. the DSL Giants and 8/15 vs. the DSL Marlins).

PERSONAL: Yermin Francisco (De La Cruz) Mercedes was signed by Baltimore as a minor league free agent on 9/8/14...La Romana is the same birthplace as 2016 Delmarva teammate Jesús Liranzo, along with former MLB All-Stars Edwin Encarnacion and Ervin Santana.

YR	Team	ORG	AVG	G	AB	R	H	2B	3B	HR	RBI	BB	SO	SB	OBP
11	DSL Nationals (R)	WSH	.302	44	149	16	45	12	1	0	25	8	18	2	.352
12	DSL Nationals (R)	WSH	.327	38	113	24	37	6	1	0	19	13	11	3	.412
13	DSL Nationals (R)	WSH	.255	41	106	12	27	2	1	2	21	14	17	3	.359
14	San Angelo (IND)	--	.304	6	23	2	7	1	1	0	5	0	3	0	.292
	Douglas (IND)	--	.333	18	60	12	20	7	0	2	14	4	7	4	.385
	White Sands (IND)	--	.411	36	146	41	60	12	0	15	55	6	16	9	.453
15	Delmarva (A)	BAL	.272	64	239	33	65	16	2	8	42	11	41	1	.302
16	Delmarva (A)	BAL	.353	91	340	58	120	25	5	14	60	34	63	1	.411
	Frederick (A)	BAL	.318	31	107	20	34	6	0	6	17	10	19	0	.381
Independent League Totals			.380	60	229	55	87	20	1	17	74	10	26	13	.420
Minor League Totals			.311	309	1054	163	328	67	10	30	184	90	169	10	.371



JESUS MONTERO 1B

DOB: 11/28/89 **Opening Day Age:** 27 **B/T:** R/R

Height: 6-3 **Weight:** 235 **Service Time:** 1.167

Born: Guacara, VZ **Resides:** Guacara, VZ

Acquired: Signed by Baltimore as a minor league free agent, 1/3/17

First MLB Hit: 9/3/11 vs. TOR (single, Ricky Romero)

First MLB Home Run: 9/5/11 vs. BAL (Jim Johnson)

Twitter:

GAME CAREER-HIGHS

Hits: 5, 2x, last: 7/10/14 @ SLC

Runs: 4, 5/30/12 @ TEX

RBI: 6, 3x, last: 6/2/15 vs. NEW

Hitting Streak: 15 games, 2x, last: 2016

2016 HIGHLIGHTS

- Spent the entire year with Triple-A Buffalo in the Blue Jays system, hitting .317 with 11 home runs & 60 RBI in 126 games
- Named to International League midseason and postseason All-Star Teams
- Ranked among International League leaders in hits (2nd, 155) and batting average (5th, .317)
- His .317 average ranked second among Blue Jays minor leaguers
- Matched a career-high with a 15-game hitting streak from August 5-24, hitting .439 (25-57) with five RBI over that span
- Registered 49 multi-hit games, including 10 games in which he collected three hits or more
- Went 4-for-5 with a home run and a season-high five RBI, April 10 at Pawtucket
- Went 3-for-4 with two home runs and three runs scored, July 10 vs. Lehigh Valley
- Appeared in 25 games at first base and served as the designated hitter in 101 contests
- Suspended for 50 games on September 29 after testing positive for a banned stimulant, dimethylbutylamine

2015: Played 38 games with Seattle, appearing in 27 games at first base and seven games as DH...Hit safely in 79 of 98 games with Tacoma, recording 44 multi-hit games, hitting .355 (140-355) with 70 runs, 18 doubles, a career-high 6 triples, 18 home runs, 85 RBI...Named to All-PCL Team...Named to PCL midseason All-Star team...In PCL, he ranked 2nd in average (.355) and slugging percentage (.569), 3rd in OBP (.398) and OPS (.966), 7th in RBI (85), 8th in hits (140) and 10th in total bases (224)...His .355 average set a single-season Tacoma franchise record, surpassing the .352 average of Brian Raabe (set in 1997).

2014: Appeared in six games in two stints with Seattle (June 12-25 & July 24)...Named Tacoma Rainiers Offensive MVP...Season-high 11-game hit streak April 12-27...Placed on 7-day DL Aug. 15-28 with left oblique strain.

2013: Began season with Seattle appearing in 29 games, started in 26...Optioned to Tacoma May 23...Started season as Mariners Opening Day catcher, but made transition to first base in minors...Had arthroscopic surgery June 5 on left knee to repair torn meniscus, placed on 7-Day DL June 1-July 18...Appeared in 8 games with AZL Mariners on injury rehab.

2012: Appeared in 135 games with Seattle, making 132 starts (DH-77, C-55)...Hit .322 (57-177) with seven doubles, six home runs, 22 RBI and an .830 OPS against left-handed pitching, 11th-best in AL...Among AL Rookies, ranked 2nd in games (139) and at-bats (515), 3rd in runs (46), hits (134), doubles (20) and RBI (62), and was 4th in home runs (15) and walks (29)...Only five rookies had more time in DH slot since rule was adopted in 1973; Baltimore's Eddie Murray (110, 1977), Baltimore's Larry Sheets (86, 1985), Toronto's John Olerud (86, 1990), Toronto's Fred McGriff (76, 1987) and Oakland's Troy Neel (84, 1993)...Hit .310 (66-213) with 24 runs, 10 doubles, 10 home runs, 32 RBI, .343 OBP, in 56 games as catcher...Caught all 9.0 innings in six-pitcher combined no-hitter June 8 vs. LA Dodger; became the youngest catcher in a no-hitter (22 years, 193 days) since Ted Simmons (22 years, 5 days old) caught Bob Gibson's at Pittsburgh in 1971...7th-youngest catcher in a no-hitter dating back to 1900...Scored 4 runs May 30 at Texas, tying rookie club record (Adam Jones, 8/9/07).

2011: Spent the majority of the season with Scranton/WB (109 games)...Named to International League's midseason All-Star team...Played 18 games with the Yankees, hitting safely in 12 of them...Had the highest average in September for any player that debuted during the month (.328), his debut came 9/1 at Boston...Collected his first Major League hit 9/3 vs. Toronto off of Ricky Romero...Hit first two MLB home runs Sept. 5 vs. Baltimore (2-3, 3 R, 3 RBI, BB)...Appeared in one game of the ALDS vs. Detroit, going 2-for-2 with an RBI and one run scored.

PERSONAL: Jesus Alejandro Montero was signed by Baltimore as a minor league free agent on 1/3/17... Originally signed by the New York Yankees as a free agent, 10/17/06...Traded by the Yankees, along with RHP Hector Noesi, to Seattle for RHPs Michael Pineda & Vicente Campos, 1/23/12...Named by *Baseball America* as the No. 38 (2009), No. 4 (2010) and No. 3 (2011) rated prospect in baseball...His younger brother, Jesus Rafael Montero, played seven MiLB seasons for St. Louis.

YR	Team	ORG	AVG	G	AB	R	H	2B	3B	HR	RBI	BB	SO	SB	OBP
07	GCL Yankees (R)	NY Yankees	.280	33	107	13	30	6	0	3	19	12	18	0	.366
08	Charleston (A)	NY Yankees	.326	132	525	86	171	34	1	17	87	37	83	2	.376
09	Tampa (A)	NY Yankees	.356	48	180	26	64	15	1	8	37	14	26	0	.406
	Trenton (AA)	NY Yankees	.317	44	167	19	53	10	0	9	33	14	21	0	.370
10	Scranton/WB (AAA)	NY Yankees	.289	123	453	66	131	34	3	21	75	46	91	0	.353
11	Scranton/WB (AAA)	NY Yankees	.288	109	420	52	121	19	1	18	67	36	98	0	.348
	NEW YORK (AL)	NY Yankees	.328	18	61	9	20	4	0	4	12	7	17	0	.406
12	SEATTLE (AL)	SEA Mariners	.260	135	515	46	134	20	0	15	62	29	99	0	.298
13	SEATTLE (AL)	SEA Mariners	.208	29	101	6	21	1	1	3	9	8	21	0	.264
	AZL Mariners (R)	SEA Mariners	.261	8	23	3	6	1	0	0	2	3	5	0	.357
	Tacoma (AAA)	SEA Mariners	.247	19	73	12	18	6	2	1	9	8	24	0	.317
14	SEATTLE (AL)	SEA Mariners	.235	6	17	1	4	0	0	1	2	0	3	0	.235
	Tacoma (AAA)	SEA Mariners	.286	97	364	55	104	24	1	16	74	37	79	1	.350
15	Tacoma (AAA)	SEA Mariners	.355	98	394	70	140	18	6	18	85	29	71	3	.398
	SEATTLE (AL)	SEA Mariners	.223	38	112	11	25	6	0	5	19	4	32	0	.250
16	Buffalo (AAA)	TOR Blue Jays	.317	126	489	46	155	24	1	11	60	23	78	1	.349
Minor League Totals			.311	837	3195	448	993	191	16	122	548	259	594	7	.364
Major League Totals			.253	226	806	73	204	31	1	28	104	48	172	0	.295





BRIAN MORAN

LHP

DOB: 9/30/88 **Opening Day Age:** 28 **B/T:** L/L

Height: 6-3 **Weight:** 210 **Service Time:** 0.000

Born: Port Chester, NY **Resides:** Rye, NY

Acquired: Selected by Baltimore from Atlanta in the Triple-A phase of the Rule 5 draft, 12/8/16

First MLB Win:

First MLB Strikeout:

Twitter:

GAME CAREER-HIGHS

Strikeouts: 6, 3x, last: 7/24/12 vs. TUC **IP:** 3.0, 7x, last: 8/16/13 vs. COL
Walks: 3, 4x, last: 8/16/13 vs. COL **ER Allowed:** 7, 4/16/11 vs. JAX

2016 HIGHLIGHTS

- Spent the majority of the season with the Independent Bridgeport Bluefish of the Atlantic League, posting a 3.12 ERA
 - Registered 42 strikeouts and walked 12 while allowing just one home run in 34.2 innings of work
 - Signed by Atlanta as a minor league free agent on August 10 and was assigned to Triple-A Gwinnett
 - Appeared in six games for the G-Braves, posting a 5.06 ERA while stranding four of nine inherited runners
- 2015:** Split the 2015 season between High-A Bakersfield and Double-A Jackson in the Seattle system...Began the season on the disabled list after Tommy John surgery in 2014...Reinstated from the 7-day disabled list and added to the Bakersfield roster on June 4...Played two games with Bakersfield before being promoted to Jackson on June 11...Posted a 3.56 ERA in 25 games with Jackson...Allowed just two of 14 inherited runners to score.
- 2014:** Selected by the Toronto Blue Jays in the Rule 5 draft and traded to the Los Angeles Angels on 12/12/2013...Missed the entire season after being placed on the 15-day disabled list on 3/21 with inflammation in left elbow...Transferred to the 60-day disabled list on 4/13 and underwent Tommy John surgery on left elbow on 4/15...Returned to Seattle from Rule 5 selection from the Angels on 10/30.
- 2013:** Appeared in a career-high 48 games in relief for Triple-A Tacoma...Represented Tacoma in the Pacific Coast League All-Star game...Led all PCL relievers in strikeouts per 9.0 innings (12.21), while having the 4th-lowest walk to strikeout ratio (2.15)...Struck out 85 batters, which led all Rainiers relievers and ranked 2nd on the team.
- 2012:** Started with Double-A Jackson, finished with Triple-A Tacoma...Didn't allow a run in his first 11 appearances with Jackson (13.2 IP, 13 Ks)...Called up to Tacoma (6/22)...Matched a career-high 6 Ks in 2.2 IP against Tucson (7/24), allowing no hits or runs.
- 2011:** Made 45 relief appearances with Double-A Jackson...Combining August and September (13 games), he went 2-0, totalling 19.1 IP and allowed 2 ER (0.93 ERA) with 23 Ks and 6 BBs...RHH managed a .218 average (36-165) against him.
- 2010:** Named a Midwest League All-Star (Class-A Clinton) and a MiLB.com Organizational All-Star with Seattle...Between Clinton, Class-A High Desert and Double-A West Tennessee, he totalled a 6-1 record (41 games), 1.73 ERA (67.2 IP, 13 ER) and 78 Ks to 9 BBs.
- 2009:** Started with Pulaski (R), earned his first professional win against Burlington (7/16).
- PERSONAL:** Brian William Moran was selected by Baltimore from the Atlanta Braves in the minor league portion of the Rule 5 Draft, 12/8/16...Originally selected by Seattle in the 7th round of the 2009 draft...Attended the University of North Carolina, where his college teammates Dustin Ackley and Kyle Seager were also selected by Seattle in the 2009 draft...Was a 3rd-Team All-American during his final year at UNC...Attended Iona Prep High School in New Rochelle, NY...He is the nephew of former big leaguers Rick and B.J. Surhoff...His brother, Colin Moran, was chosen by Miami with the 6th overall pick in the 2013 draft and appeared in nine games for Houston in the 2016 season.

YR	Team	ORG	W-L	ERA	G	GS	CG	SV	IP	H	R	ER	HR	BB	SO
09	Pulaski (R)	SEA	1-0	3.72	6	0	0	2	9.2	6	5	4	0	2	14
	Clinton (A)	SEA	0-3	2.89	12	0	0	0	18.2	14	7	6	0	7	17
10	Clinton (A)	SEA	4-1	1.34	22	0	0	3	40.1	34	8	6	0	6	48
	High Desert (A)	SEA	2-0	1.42	17	0	0	1	25.1	22	4	4	0	2	29
	West Tenn (AA)	SEA	0-0	13.50	2	0	0	0	2.0	4	3	3	0	1	1
11	Jackson (AA)	SEA	5-3	4.60	45	0	0	0	60.2	60	31	31	9	22	63
12	Jackson (AA)	SEA	1-2	1.14	24	0	0	0	31.2	30	5	4	1	6	29
	Tacoma (AAA)	SEA	3-3	3.89	23	0	0	2	37.0	23	17	16	6	12	53
13	Tacoma (AAA)	SEA	2-5	3.45	48	0	0	4	62.2	70	28	24	4	20	85
15	Bakersfield (A)	SEA	0-0	.00	2	0	0	0	3.0	0	0	0	0	1	0
	Jackson (AA)	SEA	2-1	3.56	25	0	0	0	30.1	29	12	12	2	17	29
16	Bridgeport (IND)	--	0-3	3.12	38	0	0	0	34.2	39	12	12	1	12	42
	Gwinnett (AAA)	ATL	0-0	5.06	6	0	0	0	5.1	6	3	3	1	0	1
Minor League Totals			20-18	3.11	232	0	0	12	326.2	298	123	113	23	96	369
Independent League Totals			0-3	3.12	38	0	0	0	34.2	39	12	12	1	12	42



RYAN MOUNTCASTLE IF

DOB: 2/18/97 Opening Day Age: 20 B/T: R/R

Height: 6-3 Weight: 185 Service Time: 0.000

Born: Winter Springs, FL Resides: Winter Springs, FL

Acquired: Selected by Baltimore in the 1st round (36th overall) of the 2015 draft

First MLB Hit:

First MLB Home Run:

Twitter: @RyanMountcastle

GAME CAREER-HIGHS

Hits: 5, 6/6/16 @ WV

Runs: 3, 2x, last: 7/2/16 @ HAG

RBI: 4, 6/29/16 vs. GBO

Hitting Streak: 10, 2x, last: 2016

2016 HIGHLIGHTS

- Spent the season with Class-A Delmarva, where he hit .281 with 10 home runs and 51 RBI in 115 games
- His .281 average ranked 11th in the South Atlantic League
- At 19 years old, was 2.4 years younger than the average South Atlantic League player
- Named an MiLB.com Orioles Organizational All-Star
- Recorded more multi-hit games (38) than hitless games (37)
- Had a career-high five hits and three runs scored on June 6 at West Virginia; one of 13 five-hit games in the SAL in 2016
- Named the South Atlantic League Player of the Week on June 13
- Set a career-high with four RBI on June 29 vs. Greensboro (2-3, 2B, R, 4 RBI)
- Went 4-4 with a run scored and an RBI, May 7 at Asheville
- Had a 10-game hitting streak from August 5-16, over which he hit .300 (12-40) with four extra-base hits and eight RBI
- Batted .379 (44-116) with a .425 on-base percentage against left-handed pitching
- After the season, ranked by *Baseball America* as the #3 prospect in the Orioles system
- Enters 2017 as the #4 prospect in the Orioles system according to MLB.com

2015: Rated as the Best Athlete in Baltimore's organization according to *Baseball America*...After the season, was rated as the No. 15 prospect in the Gulf Coast League by *Baseball America*...Was a MiLB.com Organization All-Star...Made his professional debut with the GCL Orioles on 6/26 vs. the GCL Rays and collected his first professional hit, going 2-for-4...Slugged his first professional home run, 7/24 vs. the GCL Rays...Recorded two four-hit performances (7/4 and 7/15) with the GCL O's...Posted a 10-game hitting streak (.342/.366/.553, 13-38) from 7/22-8/4...Had a .942 fielding percentage in 33 starts at SS for the GCL Orioles...Batted .333 (10-33) with RISP...Was named the Organizational Player of the Month for June after batting .348 (31-89) with five doubles, two home runs, and 11 RBI in 23 games...Debuted with Short-Season A Aberdeen on 8/19...Logged two multi-RBI games with the IronBirds (8/23 vs. Brooklyn and 8/30 vs. Vermont).

PERSONAL: Ryan Lee Mountcastle was selected by Baltimore in the 1st round (36th overall) of the 2015 draft...Attended Paul J. Hagerty High School in Oviedo, FL...Was committed to Central Florida before signing with the Orioles...Hit .500 with two home runs and 22 stolen bases as a high school senior...Hagerty HS also produced 2010 Maxwell High School Player of the Year for Football, QB Jeff Driskel, who was selected by the San Francisco 49ers in the 6th round of the 2016 draft.

YR	Team	ORG	AVG	G	AB	R	H	2B	3B	HR	RBI	BB	SO	SB	OBP
15	GCL Orioles (R)	BAL	.313	43	163	21	51	7	0	3	14	9	36	10	.349
	Aberdeen (A)	BAL	.212	10	33	2	7	0	0	1	5	0	10	0	.206
16	Delmarva (A)	BAL	.281	115	455	53	128	28	4	10	51	25	95	5	.319
Minor League Totals			.286	168	651	76	186	35	4	14	70	34	141	15	.321



TUCKER NATHANS IF

DOB: 11/6/88 Opening Day Age: 28 B/T: L/R

Height: 6-0 Weight: 200 Service Time: 0.000

Born: Warwick, NY Resides: Warwick, NY

Acquired: Signed by Baltimore as an undrafted free agent, 2/28/13

First MLB Hit:

First MLB Home Run:

Twitter: @TNate2

GAME CAREER-HIGHS

Hits: 4, 4x, last: 6/19/16 @ ERI

RBI: 5, 6/10/16 @ NH

Runs: 3, 2x, last: 5/12/15 @ LYN

Hitting Streak: 10, 2x, last: 2016

2016 HIGHLIGHTS

- Spent the majority of the season with Double-A Bowie, where he hit .250 with four home runs and 26 RBI in 61 games
- Appeared defensively in left field (17 games), third base (14 games), second base (9 games) and right field (1 game)
- Matched a career-high with a 10-game hitting streak from April 27-May 19, over which he hit .308 (12-39) with five XBH
- Set a career-high with five RBI in a win at New Hampshire, June 10 (2-4, 2B, HR, 5 RBI, 2 R)
- Tied a career-high with four hits, June 19 at Erie (4-6, 2B, 2 RBI, R)
- Placed on the disabled list July 11 with a left groin injury; rehabbed with Aberdeen before rejoining Bowie on August 13
- In 27 games in June and July, he hit .303 (27-89) with one home run, 17 RBI and 14 runs scored
- Excelled when batting second in the lineup, as he hit .318 (27-85) with five extra-base hits and a .359 OBP

2015: Split the season between Class-A Frederick and Double-A Bowie, hitting .270 with 10 home runs and 41 RBI...Opened the Season with Frederick and hit .290 (60-207) with seven home runs and 30 RBI in 61 games...Named to the Carolina League Midseason All-Star Team; went 1-for-3 in the contest...With the Keys, hit .350 (14-40) against lefties and .275 (46-167) against right-handers...Batted .302 with three home runs, six doubles, 12 walks, 11 RBI and a .394 on-base percentage in May...Despite only playing 61 games with Frederick, he tied for second on the team with seven home runs...Promoted to Double-A Bowie on June 25 and registered a hit in his first four games...Had a season-high four hits, August 30 at Reading (4-5, double, RBI, two runs)...Batted .313 (5-16) with three RBI with RISP and two outs while with Bowie...His only playoff at bat for the Baysox was a pinch-hit solo home run.

2014: Spent entire season with Frederick, batting .271 (89-329) with 17 doubles and 26 RBI in 90 games...Batted at or above the .300 mark in both May (.321 in 22 games) and August (.300 in 25 contests)...Went 4-for-4 with a double, run scored, and a season-high three RBI, 5/17 at Winston-Salem...Had 28 multi-hit games, including six in an eight-game span from 5/16 - 5/24.

2013: Made his professional debut in the Orioles organization with Class-A Delmarva, playing in 63 games while hitting .271 (65-240) with nine home runs and 36 RBI...His nine homers were tied for the team lead...Homered twice and drove in three, May 14 at Lakewood...Played at six different positions (LF, RF, 2B, 3B, SS and DH)...Had a career high 10-game hitting streak from 6/26 - 7/5...Promoted to Class-A Frederick on 7/6 and hit .277 (44-159) in 45 games with the Keys...Recorded multiple-hits in five straight games, 7/11 - 7/15...Hit .298 (25-84) over 24 August games with Frederick...Hit .316 in (25-79) in 21 Carolina League road games.

PERSONAL: Tucker Tyler Nathans was signed by Baltimore as a non-drafted free agent on 2/18/13...Before signing with the Orioles he played in the Independent Can-Am Association and the Independent Frontier League...Also played for the Perth Heat of the Australian Baseball League and represented the Orioles on the World Team at the Australian Baseball All-Star game...Graduated from Fairfield University (CT) where he played in all 193 games in his four-year baseball career with the Stags...Finished his career at Fairfield as the program leader in hits (263), doubles (61) and triples (10)...Was named to the All-MAAC 2nd Team as both a junior and a senior...Prior to college he was two-time first team All-New England for baseball, helping his team to a Western New England championship his senior year...He was also a four-year varsity soccer player...His older brother, John Nathans, played professionally for seven seasons with the Red Sox and in the independent leagues, last playing in 2007...John Nathans, a catcher, had his career cut short in 2007 when he suffered a concussion after being hit in the head by a bat wielded by Jose Offerman; Offerman had charged the mound after being hit by a pitch in a game and was subsequently arrested for assault.

YR	Team	ORG	AVG	G	AB	R	H	2B	3B	HR	RBI	BB	SO	SB	OBP
13	Delmarva (A)	BAL	.271	63	240	33	65	10	5	9	38	21	44	3	.337
	Frederick (A)	BAL	.277	45	159	17	44	8	1	1	18	16	34	5	.341
14	Frederick (A)	BAL	.271	90	329	39	89	17	0	3	26	22	75	4	.317
15	Frederick (A)	BAL	.290	61	207	38	60	11	1	7	30	25	30	1	.374
	Bowie (AA)	BAL	.235	35	115	16	27	4	1	3	11	6	25	2	.280
16	Aberdeen (A)	BAL	.211	5	19	2	4	2	0	1	3	2	7	0	.286
	Bowie (AA)	BAL	.250	61	212	21	53	8	1	4	26	14	42	1	.297
	Minor League Totals		.267	360	1281	166	342	60	9	28	152	106	257	16	.326



VIDAL NUNO

LHP

DOB: 7/26/87 **Opening Day Age:** 29 **B/T:** L/L

Height: 5-11 **Weight:** 210 **Service Time:** 3.015

Born: National City, CA **Resides:** San Diego, CA

Acquired: Trade with Los Angeles Dodgers, in exchange for RHP Ryan Mosely, 2/19/17

First MLB Win: 5/13/13 @ CLE

First MLB Strikeout: 4/29/13 vs. HOU (Chris Carter)

Twitter:

GAME CAREER-HIGHS

Strikeouts: 11, 8/28/10 vs. SB

Walks: 5, 7/23/12 @ POR

IP: 8.0, 2x, last: 5/6/15 vs. SAC

ER Allowed: 8, 6/15/14 @ OAK

2016 HIGHLIGHTS

- Spent the entire season with Seattle, going 1-1 with a 3.53 ERA and 12 holds in 55 games (one start)
- Posted a 3.09 ERA (19 ER, 55.1 IP) with eight walks and 49 strikeouts in 54 relief appearances
- Had 10 relief appearances of at least 2.0 innings, including three relief outings of 3.0 innings
- Made an emergency start on June 23 at Detroit; allowed four runs in 3.1 innings and received a no-decision
- Posted a 1.44 ERA (4 ER, 25.0 IP) with 29 strikeouts in his first 24 appearances (through June 15)
- Did not allow a run in 12 straight appearances from May 2-31 (9.2 innings, 11 strikeouts)
- Was 1-0 with a 1.61 ERA (5 ER, 28.0 IP), 31 strikeouts and just four walks in 27 relief appearances at Safeco Field

2015: Split season with the Seattle and Arizona organizations, combining to go 1-5 with 3.74 ERA (37 ER, 89.0 IP) in 35 games including 10 starts (all with Seattle)...Opened season with Triple-A Reno, starting hot with two wins in his first two starts (12.1 IP, 3 ER, 12 Ks)...Acquired by Seattle, along with INF/OF Mark Trumbo, on 6/3 from Arizona in exchange for C Wellington Castillo, RHP Dominic Leone, OF Gabby Guerrero and INF Jack Reinheimer...Made one start with Triple-A Tacoma 7/5 at Fresno earning the win in 6.0 IP, striking out six...At Safeco Field (Home at Seattle), was 1-1 with a 2.49 ERA (12 ER, 43.1 IP) with 40 strikeouts in 17 games including five starts...Earned the win 9/9 versus Texas and struck out 10 in 7.0 IP, his first MLB victory since 6/27/14, snapping string of 44 appearances (20 starts) without a win...In relief, he posted a 1.91 ERA (8 ER, 37.2 IP) with 39 strikeouts in 25 relief appearances with Seattle (22 G) & Arizona (3), one of 20 MLB relievers to post a relief ERA under 2.00 (min. 35.0 IP).

2014: Split season with New York (AL) and Arizona...His first win came at Los Angeles (AL) in his fourth start (5/7), allowing one run and striking out three over 6.1 IP...Threw 5.2 shutout innings, allowing two hits with five strikeouts against Boston, resulting in his last win with New York (6/27)...Arizona acquired him from Yankees on July 6 for RHP Brandon McCarthy and cash considerations...Tossed 7.0 scoreless innings with seven strikeouts in Arizona debut July 8 vs. Miami (3 hits)...Tossed career-high 8.0 innings 8/30 versus Colorado; retired the final 20 batters he faced...Ranked among all rookie pitchers in starts (4th), innings pitched (4th) and strikeouts (9th).

2013: Appeared in five games (three starts) with the Yankees and posted a 2.25 ERA (5 ER, 20.0 IP)...Became the 12th pitcher since 1900 to pitch at least 5.0 innings while allowing 2 runs or less and 5 hits or less in each of first four Major League starts...Made his Major League debut on 4/29 versus Houston with 3.0 scoreless innings...Earned the win in first Major League start May 13 at Cleveland (game 2), tossing 5.0 scoreless innings...Went 2-0 with a 1.44 ERA (4 ER in 25.0 IP) and 30 strikeouts in five starts with Triple-A Scranton/Wilkes-Barre...Placed on the 7-day disabled list on June 8 with a strained left groin and missed the remainder of the minor league season...Received the 2013 James P. Dawson Award, given annually to the most outstanding Yankees rookie in Spring Training.

2012: Played the majority of the season with Double-A Trenton, going 9-5 with a 2.45 ERA (31 ER, 114.0 IP) in 20 starts...Led Yankee farmhands in ERA (2.54) and strikeouts (126), and T3rd in wins (10).

2011: Released by Cleveland at end of spring training and signed with the Washington Wild Things in independent Frontier League...Went 2-3, 2.83 ERA in 6 starts before signing with Yankees as minor league free agent (6/18)...Reported to Class-A Staten Island and went 5-0 with 1 save, 0.72 ERA (2 ER, 25.0 IP) and 29 strikeouts in 8 relief outings...Promoted to Charleston 8/1 and in 7 starts, went 2-1 with a 1.80 ERA (8 ER, 40.0 IP).

PERSONAL: Vidal Vicente Nuno was acquired by Baltimore from Seattle in exchange for RHP Ryan Mosely, 2/9/17...Originally selected by Cleveland in the 48th round of the 2009 draft out of NAIA Baker University (Baldwin City, KS)...Named the 2008 Heart of America Athletic Conference Pitcher of the Year...Is a 2005 graduate of Sweetwater High School in National City, CA.

YR	Team	ORG	W-L	ERA	G	GS	CG	SV	IP	H	R	ER	HR	BB	SO
09	AZL Indians (R)	CLE	0-0	5.14	4	0	0	1	7.0	10	4	4	0	1	11
	Mahoning Valley (A)	CLE	5-0	2.05	13	8	0	0	57.0	43	16	13	3	14	48
10	Lake County (A)	CLE	6-8	4.96	21	16	0	0	94.1	104	54	52	13	14	94
11	Staten Island (A)	NY	5-0	0.72	8	0	0	1	25.0	14	3	2	0	3	29
	Charleston (A)	NY	2-1	1.80	7	7	0	0	40.0	37	9	8	4	2	37
12	Tampa (A)	NY	1-1	2.96	11	1	0	0	24.1	22	11	8	2	6	26
	Trenton (AA)	NY	9-5	2.45	20	20	0	0	114.0	109	40	31	10	27	100
13	NEW YORK (AL)	NY	1-2	2.25	5	3	0	0	20.0	16	5	5	2	6	9
	Scranton/WB (AAA)	NY	2-0	1.44	5	5	0	0	25.0	14	4	4	2	2	30
14	NEW YORK (AL)	NY	2-5	5.42	17	14	0	0	78.0	86	52	47	15	26	60
	ARIZONA (NL)	ARI	0-7	3.76	14	14	0	0	83.2	71	37	35	10	20	69
15	Reno (AAA)	ARI	3-3	3.38	8	8	0	0	50.2	51	22	19	7	8	41
	ARIZONA (NL)	ARI	0-1	1.88	3	0	0	0	14.1	10	3	3	1	5	19
	Tacoma (AAA)	SEA	1-0	6.00	1	1	0	0	6.0	7	4	4	1	1	6
	SEATTLE (AL)	SEA	1-4	4.10	32	10	0	0	74.2	80	35	34	14	17	62
16	SEATTLE (AL)	SEA	1-1	3.53	55	1	0	0	58.2	67	23	23	11	11	51
	Minor League Totals		34-18	2.94	98	66	0	2	443.1	411	167	145	42	78	422
	Major League Totals		5-20	4.02	126	42	0	0	329.1	330	155	147	53	85	270





CHRIS O'BRIEN

C

DOB: 7/24/89 Opening Day Age: 27 B/T: S/R

Height: 5-11 Weight: 225 Service Time: 0.000

Born: Milwaukee, WI Resides: Tulsa, OK

Acquired: Trade with Los Angeles Dodgers, along with RHP Ben Rowen, for C Brian Ward & RHP Ryan Webb, 4/9/15

First MLB Hit:

First MLB Home Run:

Twitter: @Chris_OBrien22

GAME CAREER-HIGHS

Hits: 3, 8x, last: 4/21/15 vs. RIC

Runs: 3, 4/21/15 vs. RIC

RBI: 6, 7/19/11 @ AZL Reds

Hitting Streak: 16 games, 2015

2016 HIGHLIGHTS

- Spent the majority of the season with Double-A Bowie, where he hit .186 with seven home runs and 26 RBI in 65 games
- Played first base for the first time in his professional career (22 games)
- Homered on back-to-back games (giving him three in a four-game span), May 24 at Hartford and May 28 vs. Altoona
- Drew 40 walks with the Baysox, giving him a .320 on-base percentage
- Appeared in 13 games with Norfolk from June 2-29, hitting .156 with three RBI
- Suspended for the first 50 games of 2017 on November 8 after testing positive for amphetamine

2015: Appeared in 31 games for Double-A Bowie, hitting .243 (28-115) with five home runs and 19 RBI...Placed on the season ending disabled list May 26 after undergoing surgery to repair a torn right labrum...Had a career-high 16-game hitting streak from April 16 - May 8, over which he hit .356 (21-59) with 4 HRs, 15 RBI and a .397 OBP. The 16-game streak was tied for the sixth-longest in the Eastern League in 2015...Batted .291 (23-79) with five home runs and 18 RBI against right-handed pitching...All five of his home runs came with runners on base, as he batted .311 (19-61) with runners on base...Hit a two-out, pinch-hit, walk-off grand slam in an 11-9 win vs. Harrisburg, May 3.

2014: Established career-best marks in most offensive categories with Double-A Chattanooga in the Dodgers system, as he set career-highs in hits (94), doubles (32), triples (4), homers (7, tied with 2012) and RBI (53) in 116 games...Batted .290 (27-93) with runners in scoring position and hit .308 (49-159) with runners on base...Threw out 29 of 101 attempted base stealers (28.7%)...Led catchers in the Southern League in putouts (652) and assists (74)...Entered the season rated as the #26 prospect in the Dodgers organization.

2013: Appeared in 64 games for Class-A Rancho Cucamonga, batting .195 with three home runs and 21 RBI...Hit .281 with two outs and runners in scoring position...In between stints with Rancho Cucamonga, appeared in nine games in July with Rookie-level AZL Dodgers, compiling an OBP of .306 with seven hits and five RBI.

2012: Played 80 games with Class-A Rancho Cucamonga, appearing at 72 games as a catcher and eight games as a DH...Hit .358 (29-81) with two home runs and 15 RBI against left-handed pitching...Compiled a 10-game hitting streak from 5/5 - 5/18, hitting .385 (15-39) with three doubles and seven RBI.

2011: Made his professional debut with the AZL Dodgers, appearing in 42 games and hitting .294 (45-153)...Had an 11-game hitting streak from August 1-13, over which he hit .369 (15-41) with nine RBI...Batted .326 (42-129) with 13 doubles and 30 RBI against righties...Went 3-for-5 with a grand slam and six RBI, July 19 at the AZL Reds.

PERSONAL: Chris Charles O'Brien was acquired by Baltimore from the Los Angeles Dodgers, along with RHP Ben Rowen, for C Brian Ward & RHP Ryan Webb, 4/9/15...Originally selected by the Dodgers in the 18th round of the 2011 draft...Attended Wichita State, where he was named Missouri Valley Conference Player of the Year in 2011 after hitting .410 with a .495 OBP in 65 games for the Shockers...Named First Team All-American by the National Collegiate Baseball Writers Association in 2011...Attended Bishop Kelly High School in Tulsa, OK, where he was teammates with AL Cy Young Award winner Dallas Keuchel...His father, Charlie O'Brien, played 15 seasons in the Major Leagues with eight different organizations (OAK, MIL, NYM, ATL, TOR, CHW, ANA, MON)...Charlie, who won a World Series title with Atlanta in 1995, was the first catcher to ever use a hockey-style catcher's mask.

YR	Team	ORG	AVG	G	AB	R	H	2B	3B	HR	RBI	BB	SO	SB	OBP
11	AZL Dodgers (R)	LAD	.294	42	153	23	45	15	3	3	33	18	30	3	.365
	Ogden (R)	LAD	.267	4	15	2	4	1	0	1	2	0	2	0	.267
12	Ranc. Cucam. (A)	LAD	.252	80	302	33	76	11	3	7	44	23	54	1	.305
13	AZL Dodgers (R)	LAD	.226	9	31	4	7	0	0	2	5	4	7	0	.306
	Ranc. Cucam. (A)	LAD	.195	64	210	28	41	12	1	3	21	18	51	0	.257
14	Chattanooga (AA)	LAD	.266	116	354	33	94	32	4	7	53	41	66	3	.341
15	Bowie (AA)	BAL	.243	31	115	12	28	6	1	5	19	8	17	0	.293
16	Norfolk (AAA)	BAL	.156	13	45	6	7	1	0	0	3	6	9	0	.255
	Bowie (AA)	BAL	.186	65	204	19	38	6	0	7	26	40	47	0	.320
	Minor League Totals		.238	424	1429	160	340	84	12	35	206	158	283	7	.313



TOMO OHKA

RHP

DOB: 3/18/76 Opening Day Age: 41 B/T: R/R

Height: 6-1 Weight: 205 Service Time: 6.145

Born: Kyoto, Japan Resides: Kyoto, Japan

Acquired: Signed as a minor league free agent, 12/15/16

First MLB Win: 10/1/99 @ BAL

First MLB Strikeout: 7/23/99 @ DET (Karim Garcia)

Twitter:

GAME CAREER-HIGHS

Strikeouts: 11, 8/28/02 @ PHI

IP: 9.0, 8x, last: 6/14/05 @ TB

Walks: 6, 2x, last: 4/13/05 @ ATL

ER Allowed: 10, 7/16/07 @ SLC

Career Highlights: Among MLB pitchers born in Japan, ranks among career leaders in innings pitched (3rd, 1070.0), games started (3rd, 178), complete games (3rd, 5), wins (5th, 51) and strikeouts (5th, 590)...Has compiled a 51-68 record with a 4.26 ERA over 202 games in the major leagues, playing for Boston, Montreal, Washington, Milwaukee, Toronto and Cleveland (also pitched in the minor league systems for Seattle, St. Louis and the Chicago White Sox)...Last pitched professionally in the U.S. for the Independent Bridgeport Bluefish in 2014, going 7-12 with a 5.15 ERA in his first season as a converted knuckleball pitcher...Converted to being a knuckleball pitcher after undergoing shoulder surgery in 2011...His last major league experience came with Cleveland in 2009, although he attended spring training with Toronto in 2013, working alongside Blue Jays knuckleballer R.A. Dickey...If he were to pitch in the major leagues in 2017, he'd join Atlanta's Bartolo Colon as the only currently active players to have previously played for the Montreal Expos...Has pitched in the International League for Columbus (2009), Charlotte (2008) and Pawtucket (1999-2001)...Was an original member of the Washington Nationals in 2005 before being traded to Milwaukee that season for infielder Junior Spivey...Went 13-8 and ranked 7th in the National League with a 3.18 ERA with Montreal in 2002...Was one of four Expos pitchers to win 10 or more games in 2002, joining Tony Armas, Javier Vasquez and Bartolo Colon...Struck out a career high 11 batters on 8/28/02 at Philadelphia...Became the third pitcher in the history of the International League (and the first since 1952) to throw a nine-inning perfect game when he needed just 76 pitches to pitch the Pawtucket Red Sox to a 2-0 win over Charlotte on 6/2/00...The perfect game was the first no-hitter in the history of the Pawtucket franchise... Represented Boston in the 1999 and 2000 All-Star Futures Games...Named to 2000 International League midseason All-Star Team...Made MLB debut on 7/19/99, taking the loss in a start against the Florida Marlins...Earned first big league victory on 10/1/99 at Camden Yards, throwing 3.0 shutout innings of relief in Boston's 6-2 win...In 24 minor league starts between Trenton (AA) and Pawtucket in 1999, he went 15-0 with a 2.31 ERA.

PERSONAL: Tomokazu Ohka was signed by Baltimore as a minor league free agent on 12/15/16...Originally signed by Boston from the Yokohama Bay Stars on 11/20/98 (Boston's General Manager at that time was current Orioles Executive Vice President Dan Duquette)...Played professionally in Japan from 1994-1998...Attended Kyoto Seisho High School in Kyoto, Japan...Is the only member of the Montreal Expos to be named on *The Simpsons*, as Bart Simpson said "I'm Tomokazu Ohka of the Montreal Expos!" while playing baseball with his best friend Milhouse during a 3/16/03 episode.

YR	Team	ORG	W-L	ERA	G	GS	CG	SV	IP	H	R	ER	HR	BB	SO
94	Yokohama (JPN)	--	1-1	4.18	15	2	0	0	28.0	29	13	13	1	18	18
95	Yokohama (JPN)	--	0-0	1.93	3	1	0	0	9.1	3	2	2	0	13	6
96	Yokohama (JPN)	--	0-1	9.50	14	1	0	0	18.0	27	19	19	3	14	11
98	Yokohama (JPN)	--	0-0	9.00	2	0	0	0	2.0	2	2	2	0	2	1
99	Trenton (AA)	BOS	8-0	3.00	12	12	0	0	72.0	63	26	24	9	25	53
	Pawtucket (AAA)	BOS	7-0	1.58	12	12	1	0	68.1	60	17	12	5	11	63
	BOSTON (AL)	BOS	1-2	6.23	8	2	0	0	13.0	21	12	9	2	6	8
00	Pawtucket (AAA)	BOS	9-6	2.96	19	19	3	0	130.2	111	52	43	15	23	78
	BOSTON (AL)	BOS	3-6	3.12	13	12	0	0	69.1	70	25	24	7	26	40
01	Pawtucket (AAA)	BOS	2-5	5.57	8	8	1	0	42.0	55	35	26	5	9	33
	BOSTON (AL)	BOS	2-5	6.19	12	11	0	0	52.1	69	40	36	7	19	37
	MONTREAL (NL)	MON	1-4	4.77	10	10	0	0	54.2	65	30	29	8	10	31
02	MONTREAL (NL)	MON	13-8	3.18	32	31	2	0	192.2	194	83	68	19	45	118
03	MONTREAL (NL)	MON	10-12	4.16	34	34	2	0	199.0	233	106	92	24	45	118
04	MONTREAL (NL)	MON	3-7	3.40	15	15	0	0	84.2	98	40	32	11	20	38
05	WASHINGTON (NL)	WSN	4-3	3.33	10	9	0	0	54.0	44	23	20	6	27	17
	MILWAUKEE (NL)	MIL	7-6	4.35	22	20	1	0	126.1	145	65	61	16	28	81
06	AZL Brewers (R)	MIL	0-1	6.00	1	1	0	0	3.0	7	4	2	0	0	0
	Brevard County (A)	MIL	1-0	0.00	2	2	0	0	10.2	12	2	0	0	1	10
	MILWAUKEE (NL)	MIL	4-5	4.82	18	18	0	0	97.0	98	58	52	12	35	50
07	Memphis (AAA)	STL	0-2	6.87	3	3	0	0	18.1	27	15	14	2	3	7
	Tacoma (AAA)	SEA	0-3	10.32	4	4	0	0	22.2	38	26	26	6	9	9
	TORONTO (AL)	TOR	2-5	5.79	10	10	0	0	56.0	68	39	36	10	22	21
08	Charlotte (AAA)	CHW	5-11	4.18	28	20	1	0	135.2	146	71	63	23	35	112
09	Columbus (AAA)	CLE	3-3	3.42	9	9	0	0	52.2	53	20	20	6	9	26
	CLEVELAND (AL)	CLE	1-5	5.96	18	6	0	0	71.0	77	47	47	18	19	31
10	Yokohama (JPN)	--	7-9	4.59	22	22	1	0	121.2	145	72	62	16	22	62
11	Yokohama (JPN)	--	0-6	6.89	7	7	0	0	32.2	41	26	25	6	10	14
14	Bridgeport (IND)	--	7-12	5.15	26	26	0	0	157.1	190	103	90	14	74	49
	Minor League Totals		35-31	3.72	98	90	6	0	556.0	572	268	230	71	125	391
	Major League Totals		51-68	4.26	202	178	5	0	1070.0	1182	568	506	140	302	590
	Japanese League Totals		8-17	5.23	63	33	1	0	211.2	247	134	123	26	79	112
	Independent League Totals		7-12	5.15	26	26	0	0	157.1	190	103	90	14	74	49





FRANCISCO PENA

C

DOB: 10/12/89 Opening Day Age: 27 B/T: R/R

Height: 6-2 Weight: 230 Service Time: 0.145

Born: Santiago, DR Resides: Santiago, DR

Acquired: Trade with Kansas City in exchange for cash considerations, 12/2/15

First MLB Hit: 10/4/15 @ MIN (single, Ryan O'Rourke)

First MLB Home Run: 6/2/16 vs. BOS (Noe Ramirez)

Twitter:

GAME CAREER-HIGHS

Hits: 4, 2x, last: 6/26/14 @ OKC

RBI: 5, 6/28/13 @ TAC

Runs: 3, 7/11/14 @ COL

Hitting Streak: 9 games, 3x, last: 2015

2016 HIGHLIGHTS

- Spent the majority of the season with Norfolk in his first season in the Orioles system, hitting .246 with four home runs and 23 RBI in 54 games with the Tides
- Threw out 45% of attempted basestealers (18 of 40), a mark that would have led the IL if he had enough games to qualify
- Batted .286 (26-91) with three home runs and 16 RBI in 25 games with Norfolk after the All-Star break
- Homered in back-to-back games with the Tides, August 3 at Durham and August 5 at Charlotte
- Had two stints with Baltimore (May 31 - June 30 & August 20 - end of season), hitting .200 with one home run and three RBI
- Registered two hits - including a two-run home run - and scored two runs in his Orioles debut, June 2 vs. Boston
- Went 2-3 with a walk and a run scored, June 5 vs. New York
- Threw out 50% of attempted basestealers (4 of 8) while with Baltimore

2015: Spent the majority of the season with Triple-A Omaha, batting .251 with 13 home runs and 48 RBI in 95 games... Ranked third among Pacific Coast League catchers, throwing out 32.5 % of attempted basestealers (25 of 77)...Made just five errors in 677 total chances (.993 fielding percentage)...Went 3-for-3 with three home runs and four RBI, June 16 vs. Iowa; the three-homer performance was the first in Storm Chasers history and was the first for a Triple-A Royals player since Mike Moustakas did so on 8/30/10...Played in eight games with Kansas City, including his first-career start on 9/25 against Cleveland...Recorded his first Major League hit in the regular season finale on 10/4 in Minnesota (single, Ryan O'Rourke)...Did not appear in the postseason, but still received a World Series ring for his time with the Royals.

2014: Spent majority of the season with Triple-A Omaha, where he hit .240 with 27 home runs and 61 RBI...Named to the Pacific Coast League midseason and postseason All-Star Teams after setting an Omaha franchise record for homers by a catcher (27)...His 27 home runs tied for fourth in the league and led all PCL catchers...Homered in three consecutive games, April 15-18, and in back-to-back games on four other occasions...Made his MLB debut on May 20 against the Chicago White Sox, catching the final inning where he threw out White Sox outfielder Adam Eaton trying to steal second base.

2013: Split the season with Double-A Binghamton and Triple-A...Opened the year as the starting catcher at Binghamton where he had 17 hits in 22 games before being promoted to Las Vegas...Threw out 30 percent of would-be base stealers (15-50) and allowed just two passed balls in 57 games with Las Vegas...Participated in the World Baseball Classic with the Dominican Republic team that won the tournament.

2012: Opened his fourth season at Class-A St. Lucie in 2012, but was promoted to Binghamton on June 21...Threw out a career high 45 percent of would-be base stealers (19-42) in 39 games at Binghamton.

2011: Appeared in 93 games with Class-A St. Lucie, hitting .223 (71-319) with 13 doubles and 37 RBI...Had a career high four RBI in one game three times throughout the season...Hit .286 (28-98) with 18 RBI against lefties.

2010: Missed most of the season with a broken foot but did make 20 appearances with GCL Mets (10) and St. Lucie (10).

2009: Named to the Florida State League's All-Star team with St. Lucie.

2008: Was a starter in the South Atlantic League All-Star Game after hitting .264 with six homers in 105 games.

PERSONAL: Francisco Antonio Pena was acquired by Baltimore from Kansas City, in exchange for cash considerations, on 12/2/15...Originally signed by the New York Mets as a non-drafted free agent in 2006...Attended Instituto Ibero HS in Santiago, DR...Played on the 2001 Little League World Series team from Bronx, NY (in which his teammate, star pitcher Danny Almonte, became notorious for having lied about his age)...Is left-handed, but was taught by his father at an early age to throw right-handed...Is the son of New York Yankees coach and five-time All-Star, Tony Pena...Tony Pena had an 18-year career with six different teams (PIT, STL, BOS, CLE, CHW, HOU), batting .260 with 107 home runs and 708 RBI while earning four Gold Glove awards...Francisco's brother, Tony Pena Jr., has played professionally for five different organizations (ATL, KC, SF, BOS, CWS).

YR	Team	ORG	AVG	G	AB	R	H	2B	3B	HR	RBI	BB	SO	SB	OBP
07	Savannah (A)	NYM	.210	103	367	26	77	12	0	5	30	24	76	1	.263
08	Savannah (A)	NYM	.264	105	397	34	105	22	3	6	41	25	95	0	.308
09	St. Lucie (A)	NYM	.224	100	392	43	88	15	1	8	44	15	78	0	.258
10	GCL Mets (R)	NYM	.313	10	32	4	10	1	0	0	2	6	6	0	.436
	St. Lucie (A)	NYM	.270	10	37	3	10	2	0	0	7	2	12	0	.300
11	St. Lucie (A)	NYM	.223	95	319	28	71	13	0	5	37	20	50	3	.275
12	St. Lucie (A)	NYM	.254	41	142	19	36	10	1	4	22	11	29	0	.305
	Binghamton (AA)	NYM	.198	40	126	14	25	7	0	3	17	16	25	1	.299
13	Binghamton (AA)	NYM	.246	21	69	4	17	6	0	0	4	7	4	0	.321
	Las Vegas (AAA)	NYM	.257	68	218	22	56	15	1	9	39	10	40	1	.294
14	Omaha (AAA)	KC	.240	96	342	53	82	13	0	27	61	16	65	0	.280
15	Omaha (AAA)	KC	.251	95	342	42	86	20	1	13	48	23	56	4	.305
	KANSAS CITY (AL)	KC	.143	8	7	0	1	0	0	0	0	0	3	0	.143
16	Norfolk (AAA)	BAL	.246	54	191	17	47	11	1	4	23	15	25	0	.298
	BALTIMORE (AL)	BAL	.200	14	40	5	8	0	0	1	3	2	14	0	.238
	Minor League Totals		.239	838	2974	309	710	147	8	84	375	190	561	10	.288
	Major League Totals		.191	22	47	5	9	0	0	1	3	2	17	0	.224



AUDRY PEREZ

C

DOB: 12/23/88 Opening Day Age: 28 B/T: R/R

Height: 5-10 Weight: 220 Service Time: 0.030

Born: San Cristobal, DR Resides: Santo Domingo, DR

Acquired: Acquired from Colorado in exchange for cash considerations, 4/2/15

First MLB Hit:

First MLB Home Run:

Twitter: @AudryJPerez

GAME CAREER-HIGHS

Hits: 4, 5x, last: 4/19/16 @ CHA

Runs: 4, 4/19/16 @ CHA

RBI: 5, 4x, last: 4/5/14 @ IOW

Hitting Streak: 18 games, 2012

2016 HIGHLIGHTS

- Played the entire season in Norfolk, hitting .291 with six home runs, 11 doubles and 38 RBI in 84 games
- Was Norfolk's representative in the International League midseason All-Star Game (went 0-for-1 in game)
- Posted a .992 fielding percentage (5 errors, 602 total chances) and threw out 29.6% of attempted basestealers (21-71)
- Matched his career-high with four hits in his season debut, April 10 vs. Gwinnett (4-5, 2 2B, 4 RBI, R)
- Set a career-high with four runs scored and tied his career-high with four hits, April 19 at Charlotte (4-5, HR, 3 RBI, 4 R)
- Batted .348 (56-161) with four home runs, 21 RBI and a .397 on-base percentage in 41 games on the road
- Hit .318 (28-88) with one home run and 32 RBI with RISP, including .455 (5-11) with 10 RBI with the bases loaded
- Registered 25 multi-hit games, including eight games in which he collected three hits or more
- Hit .318 (34-107) with two home runs and 11 RBI when batting in the 7th inning or later
- Had two stints on the disabled list: 7/23 - 8/2 (right knee) and 8/30 - end of season (oblique strain)

2015: Spent entire season with Norfolk, where he hit .243 with two home runs and 21 RBI in 78 games...Hit safely in 29 of his final 39 games, over which he hit .283 (40-141) with eight doubles, 13 RBI and 14 runs...Reached base safely in 18 of his final 19 games of the season...Had a season-high 11-game hitting streak from August 19 to September 1...Homered and drove in a season-high three runs, June 23 at Columbus...Posted a .996 fielding percentage (two errors in 543 total chances)...Threw out 25.4 % of attempted basestealers (18 of 71), the third-best rate among qualifying IL catchers...Hit .200 (4-20) with a run scored in five postseason games.

2014: Spent majority of the year with Triple-A Memphis, batting .292 with 12 doubles, six home runs, 33 RBI and 27 runs scored in 62 games...At Memphis, hit .326 with 10 doubles, four home runs, 21 RBI and 18 runs scored in 34 road games...Batted .386 with three doubles, home run, six RBI and six runs in 11 April games...Was called up by St. Louis on July 10 and appeared in one game as a pinch-hitter, walking in his only plate appearance...Optioned to Memphis on July 12...Designated for assignment on September 8 and outrighted on September 10.

2013: Started the season at Double-A Springfield, where he played in 57 games before a call-up to Triple-A Memphis in mid-July...Threw out 40.2 percent (31-of-77) of attempted base stealers between Springfield and Memphis...Belted his fifth career minor league grand slam on July 3 vs. Corpus Christi...Recorded an RBI in five consecutive games from June 28 - July 6, over which he registered 10 RBI...Hit safely in 16 of his final 20 games in Memphis...Made his Major League debut on September 15 vs. Seattle, catching the final two innings...Appeared in one other game for the Cardinals, striking out as a pinch-hitter on September 28 vs. Chicago (NL)...Rated as the "Best Defensive Catcher" in the Cardinals organization by *Baseball America's* "Best Tools" survey.

2012: Spent season with Double-A Springfield in the St. Louis system, batting .263 with four home runs and 42 RBI in 81 games...Recorded 21 multi-hit games and 12 multi-RBI games...Threw out 42.0% of attempted basestealers (29-of-69), a mark that led qualifying Texas League catchers...Had a team-high 18-game hitting streak from May 30 to June 30 (2nd-highest in the TL in 2012), over which he batted .347 (25-72) with one home run and 16 RBI... Reached base safely in 26 consecutive games from May 30 - July 16, the 5th-longest in the Texas League in 2012... Hit game-winning two-run double with two outs in the bottom of the eighth inning of Game 2 of the Texas League Championship to give Springfield a 6-4 lead...Hit .176 (3-17) with two doubles and three RBI in five playoff games.

2011: Split the season between Palm Beach and Springfield in the Cardinals system...Combined to throw out 24.4 % of attempted basestealers (21-of-86) between the two levels...Hit his third career grand slam, April 11 vs. Charlotte...Hit safely in 17 of 22 games at Palm Beach, registering seven multi-hit contests.

PERSONAL: Audris Joel Perez was acquired by Baltimore from the Colorado Rockies, in exchange for cash considerations, on April 2, 2015...Re-signed by Baltimore as a minor league free agent prior to 2017 season...Originally signed by St. Louis as a non-drafted free agent on March 20, 2008.

YR	Team	ORG	AVG	G	AB	R	H	2B	3B	HR	RBI	BB	SO	SB	OBP
08	DSL Cardinals (R)	STL	.322	46	177	29	57	15	0	7	40	5	16	3	.342
	GCL Cardinals (R)	STL	.273	4	11	0	3	0	0	0	2	0	0	0	.308
09	Johnson City (R)	STL	.258	40	128	22	33	7	1	9	23	8	28	1	.301
10	Batavia (A)	STL	.315	45	165	25	52	11	0	4	47	11	33	2	.368
11	Palm Beach (A)	STL	.291	22	86	7	25	4	0	3	10	2	13	0	.307
	Springfield (AA)	STL	.261	59	230	28	60	15	0	8	37	5	29	0	.279
12	Springfield (AA)	STL	.263	81	312	28	82	12	1	4	42	6	58	0	.281
13	Springfield (AA)	STL	.209	57	215	16	45	12	0	6	26	3	39	0	.234
	Memphis (AAA)	STL	.211	25	90	7	19	3	0	0	7	2	10	0	.228
	ST. LOUIS (NL)	STL	.000	2	1	0	0	0	0	0	0	0	1	0	.000
14	ST. LOUIS (NL)	STL	--	1	0	0	0	0	0	0	0	1	0	0	1.000
	Memphis (AAA)	STL	.292	62	236	27	69	12	0	6	33	4	34	0	.298
15	Norfolk (AAA)	BAL	.243	78	267	18	65	10	0	2	21	12	31	0	.279
16	Norfolk (AAA)	BAL	.291	84	306	30	89	11	0	6	38	21	53	0	.343
	Minor League Totals		.269	603	2223	237	599	112	2	55	326	79	344	6	.299
	Major League Totals		.000	3	1	0	0	0	0	0	0	1	1	0	.500



JOEY RICKARD

OF

DOB: 5/21/91 **Opening Day Age:** 25 **B/T:** R/L
Height: 6-1 **Weight:** 185 **Service Time:** 1.000
Born: Las Vegas, NV **Resides:** El Dorado Hills, CA
Acquired: Selected from Tampa Bay in the Major League portion of the Rule 5 Draft, 12/10/15
First MLB Hit: 4/4/16 vs. MIN (single, Ervin Santana)
First MLB Home Run: 4/7/16 vs. MIN (Trevor May)
Twitter: @JRickard35

GAME CAREER-HIGHS

Hits: 4, 2x, last: 8/7/15 vs. LOU **RBI:** 4, 5/13/13 vs. LC
Runs: 3, 4x, last: 5/8/16 vs. OAK **Hitting Streak:** 11 games, 2013

2016 HIGHLIGHTS

- Appeared in 85 games with Baltimore in his first big league action, hitting .268 with five home runs and 19 RBI
- Hit .390/.471/.576 with six doubles, five steals and 15 runs scored in Spring Training to make O's Opening Day roster
- Started in left field on Opening Day, collecting first big league hit (a single off Ervin Santana) as part of a two-hit game
- Collected first big league home run on April 7 vs. Minnesota, a solo shot off of Trevor May
- Hit safely in each of his first seven games of the season, batting .370 (10-27) with one home run and three RBI
- Reached base safely in first 15 games of the season, batting .350/.359/.483
- Registered back-to-back three-hit games, April 20-21 vs. Toronto
- Led Orioles with four stolen bases (Baltimore swiped 19 total bases in 2016)
- Hit .313 (26-83) with three home runs, nine RBI and a .367 on-base percentage against left-handed pitching
- Batted .303 (36-119) with two home runs and a .346 OBP in 43 games at Camden Yards
- Ranked among A.L. rookies in OBP (9th, .319), hits (11th, 69), doubles (12th, 13) and runs scored (13th, 32)
- Suffered a right thumb ligament injury when he crashed into the outfield wall on July 20 at New York
- Placed on disabled list July 21 and missed the remainder of the season

2014: Split the season between Class-A Charlotte, Double-A Montgomery and Triple-A Durham in the Tampa system, batting .321 with 28 doubles, two home runs and a .427 on-base percentage between the three levels...His .427 OBP ranked 14th among all full season minor leaguers, while his .321 average led all Tampa farmhands...Swiped 23 bases between the three levels, a total that tied for 5th-most in the Rays system...Named as a Tampa Bay Rays Organizational All-Star by MiLB.com...Between three levels, reached base safely in 85% of games he played in (99 of 117)...Began the year with Class-A Charlotte, where he hit .268 with 12 RBI and 20 walks in 23 games...Reached base safely in 20 of 23 games with the Stone Crabs, posting a .436 on-base percentage...Promoted to Double-A Montgomery on May 6, batting .332 with 19 doubles and a .420 OBP in 65 games...With the Biscuits, batted .339 (37-109) and posted a .448 OBP in 33 home contests...Batted .392 (20-51) with six doubles, three triples and 28 RBI with RISP while with Montgomery...Set a Southern League record for most walks in a game with six on July 7 vs. Biloxi; he took seven called strikes and did not swing a bat in six plate appearances (also stole three bases and scored two runs in the game); the previous Southern League record for walks in a game was five, set on 5/4/15 by Cubs farmhand Pin-Chieh Chen...Promoted to Durham on August 3 and spent final 29 games of the season with the Bulls, hitting .360 with 11 RBI...Reached base safely in 25 of 29 games with Durham, posting a .437 on-base percentage...Played 50 games for Escogido in the Dominican Winter League, batting .277 with six home runs and 32 RBI.

2014: Spent the entire season with Double-A Montgomery but was limited to 68 games because of a broken left ankle...Batted .243 with eight doubles, 17 RBI and a .337 on-base percentage...Racked up 11 multi-hit games, including six in the month of May...Did not make an error over his first 52 games...Was hit by a pitch on his left ankle on July 3 at Tennessee and missed the remainder of the season.

2013: Played all 127 games season with Class-A Bowling Green, hitting .270 (122-452) with 29 doubles, eight home runs, 63 RBI and 30 stolen bases...Ranked 4th in the Midwest League with 78 walks and tied for the team lead with 79 runs...His 30 stolen bases was tied for 4th among Rays minor leaguers...Had a career high 11-game hitting streak from 6/16-6/30, during which he hit .410 (16-39) with two home runs and eight RBI...Was also successful with RISP hitting .295 (36-122) with 10 doubles, 66 runs and 50 RBI...Following the season, appeared in 46 games for the Brisbane Bandits in the Australian Baseball League, hitting .287.

2012: Began his professional career with Short Season Class-A Hudson Valley, appearing in 47 games and hitting .279 (51-183)... He had a 79% success rate on stolen base attempts (11-14)... Hit .364 (12-33) and 12 RBI with RISP.

PERSONAL: Joseph Mark Rickard was selected by Baltimore from Tampa Bay in the Major League portion of the Rule 5 draft on 12/10/15...Originally drafted by the Tampa Bay Rays in the 9th round of the 2012 draft...Attended the University of Arizona, where he majored in sociology with a thematic minor...Was a teammate of current Yankees infielder Rob Refsnyder while at Arizona...Played three seasons for the Wildcats and was named 1st Team All-Pac 12 as a junior...Played at Bishop Gorman High School in Las Vegas, NV, where he was a part of four consecutive state championship teams...Was named First Team-All-State as a sophomore, junior and senior and was a Louisville Slugger All-American during his senior year of high school...His brother, John, was drafted by the Angels in 2008 and played two seasons in the Angels system.

YR	Team	ORG	AVG	G	AB	R	H	2B	3B	HR	RBI	BB	SO	SB	OBP
12	Hudson Valley (A)	TB	.279	47	183	35	51	11	0	2	14	16	32	11	.371
13	Bowling Green (A)	TB	.270	127	452	79	122	29	5	8	63	78	98	30	.390
14	Montgomery (AA)	TB	.243	68	206	33	50	8	0	1	17	28	39	9	.337
15	Charlotte (A)	TB	.268	23	71	8	19	3	0	0	12	20	13	3	.436
	Montgomery (AA)	TB	.322	65	236	38	76	19	6	2	32	39	42	19	.420
	Durham (AAA)	TB	.360	29	89	16	32	6	2	0	11	10	20	1	.437
16	BALTIMORE (AL)	BAL	.268	85	257	32	69	13	0	5	19	18	54	4	.319
Minor League Totals			.283	359	1237	209	350	76	13	13	149	191	244	73	.390
Major League Totals			.268	85	257	32	69	13	0	5	19	18	54	4	.319



ADERLIN RODRIGUEZ IF

DOB: 11/18/91 Opening Day Age: 25 B/T: R/R

Height: 6-3 Weight: 210 Service Time: 0.000

Born: Santo Domingo, DR Resides: Santo Domingo, DR

Acquired: Signed as a minor league free agent, 1/23/16

First MLB Hit:

First MLB Home Run:

Twitter: @aderlin_r

GAME CAREER-HIGHS

Hits: 4, 5x, last: 7/16/16 @ MB

RBI: 6, 4/25/14 vs. BRD

Runs: 3, 4x, last: 8/30/16 vs. POT

Hitting Streak: 16 games, 2014

2016 HIGHLIGHTS

- Spent entire season with Class-A Frederick, hitting .304 with 26 home runs, 93 RBI and 71 runs in 130 games
- Led Orioles minor leaguers in home runs (26) and RBI (93) and ranked 4th in the system with a .304 batting average
- His 93 runs batted in ranked 16th in all of Minor League Baseball
- Ranked among Carolina League leaders in slugging percentage (1st, .532), total bases (1st, 263), home runs (2nd, 26), extra-base hits (2nd, 55), home runs/AB ratio (2nd, 1/19.00), average (3rd, .304) and RBI (4th, 93).
- Named a Carolina League midseason and postseason All-Star; went 1-for-4 in the midseason All-Star Game
- Belted a grand slam and drove in five, 6/3 vs. Potomac
- Earned Carolina League Batter of the Week honors for the week of July 4-10
- Had two multi-homer games in a one-week span (7/4 @ LYN and 7/10 vs. WS)
- Tied a career-high with four hits and tied a season high with five RBI, July 5 at Lynchburg
- Hit .375 (42-112) with eight home runs, seven doubles and 29 RBI in 28 games in July
- Batted .353 (49-139) with eight home runs, 30 RBI and a .412 OBP against left-handed pitching
- Hit .302 (52-172) with seven home runs and 66 RBI with runners in scoring position
- Registered 39 multi-hit games, including 16 games in which he collected three hits or more

2015: Split season between Double-A Binghamton in the Mets system and Double-A Jackson in the Seattle organization...Combined to hit .234 with 13 home runs, 24 doubles and 50 RBI in 107 games between the two clubs...Between the two clubs, played 66 games at first base and 24 games at third base...Opened the year in Binghamton, where he hit .253 with 10 home runs and 34 RBI in 63 games...Hit a grand slam (his third career grand slam), April 15 at Erie (1-2, HR, 4 RBI, BB, 2 R)...Had a nine-game hitting streak from May 6-19, over which he hit .367 (11-30) with eight runs batted in...Homered twice as part of a three-hit effort, May 31 at Altoona...Released by the Mets on July 14; signed by Seattle six days later and was assigned to Jackson on July 20...Appeared in 44 games with Jackson, batting .206 with 11 doubles, three home runs and 16 RBI...Snapped a no-hit bid with a 7th inning single vs. Biloxi, August 18.

2014: Spent entire season with Class-A St. Lucie in the Florida State League, where he hit .242 with six home runs, 20 doubles and 54 RBI in 89 games...Ranked second on team in RBIs and was third on the club in doubles and home runs...Appeared in 42 games at first base and 39 games at third base...Drove in a run in seven consecutive contests, April 12-18...Drove in 10 runs over a two-game span, as he registered four RBI on April 24 at Palm Beach before setting a career-high with six RBI on April 25 vs. Bradenton...Belted second career grand slam, April 25 vs. Bradenton...Registered a career-high 16-game hitting streak from June 3-23.

2013: Played 62 games at Class-A St. Lucie, batting .260 with nine home runs and 41 RBI...Ranked fifth in the Florida State League with a .343 average in May...Accumulated 16 multi-hit games...Had three games with four hits...Suffered a bone bruise and sprain in his right wrist and missed the final 68 games of the season.

2012: Split time between Class-A Savannah and Class-A St. Lucie, batting .263 with 24 home runs, 26 doubles and 83 RBI in 125 games between the two clubs...Was named an organizational All-Star by MiLB.com...Led Mets minor leaguers with 24 home runs and 83 runs batted in...Paced Savannah with 17 home runs and 78 RBI.

2011: Appeared in 131 games for Class-A Savannah, hitting .221 with 17 home runs and 78 RBI...His 78 RBI ranked 3rd among Mets minor leaguers...Had five RBI and belted his first career grand slam, July 13 at Lexington...Finished the season with career highs in hits (114), at-bats (516), RBI (78), doubles (23) and strikeouts (106).

2010: Played the majority of the 2010 season at rookie level Kingsport, where he hit .312 with 13 home runs and 48 RBI...Was named the Sterling Award winner at Kingsport...Named the Appalachian League player of the week from July 5-11.

2009: Made his pro debut in 2009 for the GCL Mets, appearing in 17 games hitting .290 (18-62) with 10 RBI

PERSONAL: Aderlin (Sanchez) Rodriguez was signed by Baltimore as a minor league free agent on 1/23/16...Originally signed by the New York Mets as a non-drafted free agent in 2008 out of the Dominican Republic.

YR	Team	ORG	AVG	G	AB	R	H	2B	3B	HR	RBI	BB	SO	SB	OBP
09	GCL Mets (R)	NYM	.290	17	62	5	18	3	0	1	10	9	15	1	.389
10	Kingsport (R)	NYM	.312	61	250	44	78	22	0	13	48	15	43	3	.352
	Savannah (A)	NYM	.200	8	30	3	6	1	0	1	11	6	10	0	.333
11	Savannah (A)	NYM	.221	131	516	59	114	23	2	17	78	29	106	2	.265
12	Savannah (A)	NYM	.274	83	318	41	87	21	1	16	59	29	71	1	.336
	St. Lucie (A)	NYM	.242	42	153	19	37	5	0	8	24	8	30	1	.288
13	St. Lucie (A)	NYM	.260	62	246	27	64	14	0	9	41	11	43	1	.295
14	St. Lucie (A)	NYM	.242	89	339	32	82	20	2	6	54	16	73	0	.284
15	Binghamton (AA)	NYM	.253	63	217	29	55	13	1	10	34	9	42	1	.288
	Jackson (AA)	SEA	.206	44	155	18	32	11	0	3	16	12	38	0	.262
16	Frederick (A)	BAL	.304	130	494	71	150	23	6	26	93	36	112	3	.359
	Minor League Totals		.260	730	2780	348	723	156	12	110	468	180	583	13	.310



RICHARD RODRIGUEZ RHP

DOB: 3/4/90 **Opening Day Age:** 27 **B/T:** R/R
Height: 6-4 **Weight:** 205 **Service Time:** 0.000
Born: Santiago, DR **Resides:** Santiago, DR
Acquired: Trade with Houston in exchange for cash considerations, 6/25/15
First MLB Win:
First MLB Strikeout:
Twitter: @RichardRguezR

GAME CAREER-HIGHS

Strikeouts: 9, 6/30/12 vs. DAN **IP:** 6.0, 2x, last: 6/30/12 vs. DAN
Walks: 3, 3x, last: 7/31/16 @ IND **ER Allowed:** 4, 6/9/13 @ PEO

2016 HIGHLIGHTS

- Spent entire season in Norfolk's bullpen, going 6-2 with two saves and a 2.53 ERA in 48 games (two starts)
- Ranked among International League relievers in fewest baserunners per nine IP (1st, 9.54), lowest batting average (2nd, .201) and lowest walks per nine IP (2nd, 2.18)
- 33 of his 48 appearances were scoreless, and he allowed one earned run or less in 41 of his 48 outings
- Allowed just nine of 35 inherited runners to score and ranked second on the club with seven holds
- Held opposing batters to a .194 average (14-72) with runners in scoring position
- 32 of his 48 outings were longer than 1.0 inning, including a season-high 3.2 innings on August 15 vs. Scranton/WB
- Registered at least one strikeout in 39 of his 48 outings, including a season-high five punchouts on August 15 vs. SWB
- Made two spot starts (June 17 vs. Durham and August 23 vs. Rochester), his first starts since the 2012 season
- Posted a 2.07 ERA (12 ER, 50.2 IP) in 46 outings as a reliever
- Pitched to a 0.43 ERA (1 ER, 21.0 IP) and a .132 opponents average (9-68) in the seventh inning

2015: Split the season between Triple-A Fresno (Houston), Double-A Bowie and Triple-A Norfolk, going 7-4 with a 2.47 ERA and 74 strikeouts in 46 appearances...Began the season with Fresno, where he went 5-0 with a 2.57 ERA in 23 relief outings... Held Pacific Coast League batters to a .204 average, with right-handed batters hitting just .170 (16-94)...Went 4-0 with a 1.56 ERA (3 ER, 17.1 IP) and 17 strikeouts in nine relief outings during the month of May...Limited PCL batters to a .167 average (6-36) with runners in scoring position...Acquired by Baltimore in a trade on June 25 and assigned to Bowie... Went 1-1 with a 1.27 ERA in 10 relief outings for Bowie, holding EL batters to a .147 average (11-75)... Registered 23 strikeouts while issuing just two walks in 21.1 innings pitched for the Baysox...Transferred to Norfolk on August 2 and went 1-3 with a 3.54 ERA over 13 appearances with the Tides...Held International League right-handers to a .182 average (8-44)... Made three scoreless appearances for Norfolk in the postseason (4.2 IP, 5 H, 0 R, 0 BB, 4 K)...Between Fresno, Bowie and Norfolk, allowed just eight of 32 inherited runners to score.

2014: Split the season between Class-A Lancaster, Double-A Corpus Christi and Triple-A Oklahoma City in the Houston system, going 2-2 with a 3.66 ERA in 34 appearances...Between the three levels, registered 67 strikeouts while issuing just 10 walks in 59.0 innings pitched...Opened the year with Lancaster, posting a 5.06 ERA in seven outings...Made his Triple-A debut with Oklahoma City on May 2 and appeared in two games before rejoining Lancaster...Transferred to Corpus Christi on June 4...Made 11 relief appearances with the Hooks, posting 28 strikeouts while issuing just two walks... Transferred to Oklahoma City on July 9 and spent the remainder of the season with the RedHawks...Went 2-0 with a 3.49 ERA in 16 games for Oklahoma City, holding PCL batters to a .196 average (19-97)...Limited PCL batters to a .105 average (2-19) with RISP.

2013: Split time with the Class-A Tri-City Valley Cats and the Quad Cities River Bandits, going 4-1 with a 4.47 ERA in 30 relief outings...Opened the year with Quad Cities before being transferred to Tri-City on June 26...In 16 games with the ValleyCats, went 4-0 with a 1.29 ERA and 23 strikeouts in 21.0 innings...Allowed just two of 15 inherited runners to score...Struck out a season-high eight batters over 3.0 shutout innings, July 8 vs. Aberdeen...Did not allow a hit with RISP while with Tri-City (0-15)...In 14 games with Quad Cities, registered 18 strikeouts in 23.1 IP.

2012: Made eight appearances (six starts) with rookie level Greeneville, going 2-1 with a 3.90...Struck out a career high nine batters in a victory over Princeton on June 25...Held opponents to a .223 average, with right-handers batting just .200 (18-90) against him...Went 2-0 with a 2.65 ERA (5 ER, 17.0 IP) during the month of June.

2011: Pitched in just four games with the GCL Astros, recording three strikeouts in 3.1 IP.

2010: Went 2-1 with a 2.00 ERA in five starts with the DSL Astros in the Dominican Summer League.

PERSONAL: Richard Rodriguez was acquired by Baltimore from Houston, in exchange for cash considerations, on 6/25/15...Re-signed by Baltimore as a minor league free agent on 11/10/16...Originally signed by Houston as a non-drafted free agent on 4/20/10.

YR	Team	ORG	W-L	ERA	G	GS	CG	SV	IP	H	R	ER	HR	BB	SO
10	DSL Astros (R)	HOU	2-1	2.00	5	5	0	0	18.0	14	5	4	0	5	16
11	GCL Astros (R)	HOU	0-0	9.82	4	0	0	0	3.2	6	4	4	1	1	3
12	Lexington (A)	HOU	0-0	3.00	1	1	0	0	3.0	3	1	1	0	1	4
	Greeneville (R)	HOU	2-1	3.90	8	6	0	0	32.1	27	18	14	3	9	37
13	Tri-City (A)	HOU	4-0	1.29	16	0	0	1	21.0	17	4	3	2	3	23
	Quad Cities (A)	HOU	0-1	7.33	14	0	0	0	23.1	29	19	19	4	10	18
14	Lancaster (A)	HOU	0-0	5.06	7	0	0	0	10.2	10	6	6	2	2	16
	Corpus Christi (AA)	HOU	0-2	3.05	11	0	0	0	20.2	21	7	7	1	2	28
	Ok. City (AAA)	HOU	2-0	3.49	16	0	0	0	28.1	19	11	11	3	6	23
15	Fresno (AAA)	HOU	5-0	2.57	23	0	0	0	42.0	32	14	12	4	10	36
	Bowie (AA)	BAL	1-1	1.27	10	0	0	0	21.1	11	3	3	2	2	23
	Norfolk (AAA)	BAL	1-3	3.54	13	0	0	0	20.1	19	12	8	2	10	15
16	Norfolk (AAA)	BAL	6-2	2.53	48	2	0	2	81.2	65	23	23	5	25	81
	Minor League Totals		23-11	3.17	176	14	0	3	326.1	273	127	115	29	86	323



GARABEZ ROSA IF

DOB: 10/12/89 Opening Day Age: 27 B/T: R/R

Height: 6-3 Weight: 200 Service Time: 0.000

Born: Cotui, DR Resides: Higuey, DR

Acquired: Signed as a non-drafted free agent, 11/2/06.
Re-signed as minor league free agent, 12/13/16

First MLB Hit:

First MLB Home Run:

Twitter: @yesicarijo12

GAME CAREER-HIGHS

Hits: 4, 7x, last: 7/27/16 vs. HFD

RBI: 5, 4/16/16 vs. AKR

Runs: 4, 4/12/15 vs. CHA

Hitting Streak: 12 games, 2011

2016 HIGHLIGHTS

- Spent most of the season with Double-A Bowie, where he hit .303 with eight home runs and 62 RBI in 110 games
- Named to Eastern League's midseason and postseason All-Star Teams
- His .303 average ranked 7th in the Eastern League
- Ranked among Orioles minor leaguers in batting average (6th, .293) and runs batted in (4th, 65)
- Had four different four-hit games with the Baysox, including a four-hit, five-RBI game on April 16 at Akron
- With the Baysox, appeared defensively at first base, second base, third base, shortstop, center field and right field
- Finished the year with 466 career games played and 488 career hits for Bowie, both Baysox franchise records
- Hit .234 with one home run and three RBI in 20 games for Norfolk, appearing from April 21 - May 22
- Homed in his first game with Norfolk after a promotion for the second straight year (4/21/16 vs. DUR, 4/12/15 @ CHA)
- Appeared in 47 games for Gigantes del Cibao in the Dominican Winter League, hitting .224 with 12 RBI

2015: Spent majority of the year with Double-A Bowie, where he hit .253 with four home runs and 35 RBI in 107 games... Opened the year in Norfolk, appearing in four games in his first action at the Triple-A level...Homed in his first Triple-A game on April 12 at Charlotte, becoming the first Tides player to accomplish that feat since Danny Figueroa on 5/25/10...Transferred to Bowie on April 23 and spent remainder of season with the Baysox...Played defensively at all eight fielding positions, while also serving as a DH and pinch-hitter...Recorded 25 multi-hit games, including six three-hit contests...Batted .271 (73-269) with a .313 OBP against right-handed pitching...Hit .385 (15-39) with three home runs and 10 RBI for Bowie in the postseason as the Baysox won the Eastern League championship...Hit two home runs in Game 5 of the EL Championship game, including the game-winner in the 6th inning...Led the Baysox in hits (15), at-bats (39) and home runs (3) during their postseason run.

2014: Spent entire season with Double-A Bowie, where he ranked among Baysox leaders in games (2nd, 124), at-bats (2nd, 465), runs (2nd, 59), doubles (2nd, 27), RBI (2nd, 69), total bases (2nd, 193) and home runs (4th, 11)... Played 63 games at shortstop, 36 games at second base, 19 games in right field, four games in left field, three games in center field and one game at third base...Ranked fourth in the Eastern League with a .373 average during the month of April...Opened year batting .500 (4-8) with a double, home run and seven RBI over first two games of season...Went 4-for-4 with three singles, a double and two RBI, April 12 vs. Akron...Had four RBI in a game on two occasions: April 4 vs. Harrisburg and August 27 at Erie...Had 37 multi-hit games...Hit .305 with seven home runs and 43 RBI in 64 road contests...Hit .308 (24-78) with three home runs and 11 RBI in 21 games for the Glendale Desert Dogs of the Arizona Fall League...After the season played for Gigantes del Cibao of the Dominican Winter League, where he hit .258 (16-62) with one home run and nine RBI in 20 games played.

2013: Had an 11-game away batting-streak from May 6-June 5, over which he batted .333 (15-45) with two doubles, two triples and five RBI...Ranked second on the Baysox in games played (125) and hits (127)...Hit a grand slam on June 30 vs. Harrisburg.

2012: Finished second on Class-A Frederick in games played (108), at-bats (363) and RBI (45)...Was third on the team in hits (89).

2011: Hit .305 in July and had four three-hit games for Single-A Delmarva...Had seven multi-RBI games...Batted .212 in 53 games for Single-A Frederick.

2010: Named to the South Atlantic League's Northern Division All-Star Team...Led the Shorebirds with 32 doubles and was second on the club with 124 games played and 115 hits...Hit .333 with 12 doubles, 12 runs scored and 12 RBI in 20 games in April...Matched a career-high with four hits July 24 against Lakewood.

PERSONAL: Garabez (Paniagua) Rosa was signed by Baltimore as a non-drafted free agent on November 2, 2006... Re-signed with Baltimore as a minor league free agent on December 13, 2016.

YR	Team	ORG	AVG	G	AB	R	H	2B	3B	HR	RBI	BB	SO	SB	OBP
07	DSL Orioles (R)	BAL	.275	58	200	31	55	10	2	2	17	3	44	7	.290
08	GCL Orioles (R)	BAL	.330	49	185	24	61	8	3	4	29	1	26	4	.339
	Aberdeen (A)	BAL	.250	6	20	2	5	0	0	0	0	2	11	0	.318
09	Delmarva (A)	BAL	.125	11	32	2	4	0	0	1	5	1	7	0	.152
	Aberdeen (A)	BAL	.218	64	220	28	48	8	6	6	25	8	72	1	.263
10	Delmarva (A)	BAL	.251	124	459	57	115	32	2	5	44	7	114	3	.271
11	Frederick (A)	BAL	.212	53	179	15	38	7	1	2	16	3	47	3	.225
	Delmarva (A)	BAL	.262	66	244	20	64	15	1	3	32	6	57	3	.278
12	Frederick (A)	BAL	.245	108	363	37	89	16	2	7	45	10	87	4	.272
13	Bowie (AA)	BAL	.276	125	460	54	127	19	4	6	49	8	77	8	.291
14	Bowie (AA)	BAL	.282	124	465	59	131	27	1	11	69	12	95	7	.299
15	Norfolk (AAA)	BAL	.100	4	10	5	1	0	0	1	2	2	1	1	.250
	Bowie (AA)	BAL	.253	107	368	40	93	16	1	4	35	16	72	3	.290
16	Norfolk (AAA)	BAL	.234	20	77	4	18	1	0	1	3	1	23	0	.244
	Bowie (AA)	BAL	.303	110	452	45	137	21	2	8	62	14	104	2	.326
Minor League Totals			.264	1029	3734	423	986	180	25	61	433	94	837	46	.286





ANTHONY SANTANDER OF

DOB: 10/19/94 **Opening Day Age:** 22 **B/T:** S/R

Height: 6-2 **Weight:** 190 **Service Time:** 0.000

Born: Margarita, VZ **Resides:** Agua Blanca, VZ

Acquired: Selected by Baltimore from Cleveland in the Major League portion of the Rule 5 Draft, 12/8/16

First MLB Hit:

First MLB Home Run:

Twitter: @roller_mvp

GAME CAREER-HIGHS

Hits: 4, 6x, last: 8/25/16 vs. WIL

Runs: 4, 8/8/15 @ BUR

RBI: 6, 7/16/16 @ WIL

Hitting Streak: 12, 2016

2016 HIGHLIGHTS

- Spent season with Class-A Lynchburg in the Cleveland system, hitting .290 with 20 home runs and 95 RBI in 128 games
- Ranked among Indians minor leaguers in RBI (2nd, 95), home runs (4th, 20) and average (9th, .290)
- Named by MiLB.com as a Cleveland Indians Organizational All-Star
- Ranked among Carolina League leaders in extra-base hits (1st, 62), doubles (1st, 42), runs (2nd, 90), total bases (2nd, 247), home runs (3rd, 20), RBI (3rd, 95), hits (3rd, 145), slugging (3rd, .494), OBP (5th, .368) and average (6th, .290)
- Named a Carolina League postseason All-Star, and was named a *Baseball America* High Class-A All-Star
- Ranked among MiLB leaders in doubles (T-5th, 42), RBI (T-13th, 95), extra-base hits (T-16th, 62) and runs (T-17th, 90)
- Had a career-high 12-game hitting streak from June 30 - July 13, over which he hit .354 (17-48) with 3 HR and 12 RBI
- Hit two home runs (including a grand slam) and set a career-high with six RBI, July 16 at Wilmington
- Named Carolina League Player of the Week for the week of July 11-17
- Hit .342 (38-111) with nine home runs, 10 doubles, 29 RBI and 23 runs scored in 28 games in July
- Switch-hitter batted .296 with seven home runs and 32 RBI against LHP and .287 with 13 home runs and 63 RBI vs. RHP
- Had 38 multi-hit games, including three games in which he tied his career-high with four base hits
- Went 4-4 with three doubles and a run scored, August 25 vs. Wilmington
- Enters 2017 rated as the #9 prospect in the Orioles system according to MLB.com

2015: Split season between Lake County and Mahoning Valley, hitting .294 with 13 home runs, 22 doubles and 51 RBI in 72 games...Began the season with Mahoning Valley and was promoted to Lake County after batting .419 (13-31) in his first eight games, earning NY-Penn League Player of the Week (6/22-28) in that time...Hit safely in 12 of his first 13 games with Lake County, including an 11-game hit streak over which he hit hitting .340 (18-53) with five runs and six RBI...Hit best in July (27 games), hitting .305 (32-105) with 11 XBH, 12 runs and 14 RBI...Went 3-5 with two home runs and four RBI in a win at Lansing (8/19)...Had another multi-homer game versus South Bend (9/6)...Ranked second on the Captains in home runs with 10...Set single-season career-highs in games played (72), runs scored (52), hits (82), doubles (22), home runs (13), and RBI (51).

2014: Entered the 2014 season ranked as the 20th-best prospect in the Indians organization by *Baseball America*...Went 3-4, and fell a triple short of hitting for the cycle, scoring two runs and 2 RBI in a win against West Michigan (4/28)...Missed a part of the season due to a right elbow strain.

2013: Entered the season ranked as the 14th-best prospect in the organization according to *Baseball America*...Went 4-5 with two doubles and an RBI in a win over Lansing (7/3)...Hit well in July (14 games), hitting .306 (15-49) with five XBH and 11 RBI...Missed the rest of the season due to a right elbow injury (7/19).

2012: Finished 8th in the organization in batting (.305)...Set a career-high 10 game hitting streak (7/27-8/9), hitting .441 (15-34) with three home runs, nine RBI and 11 runs scored.

PERSONAL: Anthony Roger Santander was selected by Baltimore from Cleveland in the major league portion of the Rule 5 draft, 12/8/16...Originally signed by Cleveland as an undrafted free agent in 2011.

YR	Team	ORG	AVG	G	AB	R	H	2B	3B	HR	RBI	BB	SO	SB	OBP
12	AZL Indians (R)	CLE	.305	43	154	27	47	15	1	4	32	13	37	6	.381
13	Lake County (A)	CLE	.242	61	219	27	53	13	0	5	31	13	43	6	.303
14	Lake County (A)	CLE	.184	43	163	16	30	9	1	1	10	17	49	2	.260
15	Mahoning Valley (A)	CLE	.419	8	31	6	13	6	0	3	9	4	8	0	.486
	Lake County (A)	CLE	.278	64	248	46	69	16	0	10	42	18	53	4	.337
16	Lynchburg (A)	CLE	.290	128	500	90	145	42	0	20	95	54	118	10	.368
	Minor League Totals		.271	347	1315	212	357	101	2	43	219	119	308	28	.343



CODY SATTERWHITE RHP

DOB: 1/27/87 Opening Day Age: 30 B/T: R/R

Height: 6-4 Weight: 235 Service Time: 0.000

Born: Jackson, MS Resides: Madison, MS

Acquired: Signed by Baltimore as a minor league free agent on 1/6/17

First MLB Win:

First MLB Strikeout:

Twitter: @casatter70

GAME CAREER-HIGHS

Strikeouts: 6, 8/8/13 @ BRD

Walks: 4, 2x, last: 4/3/14 vs. AKR

IP: 3.0, 4x, last: 6/25/15 @ SLC

ER Allowed: 5, 6/25/09 vs. ALT

2016 HIGHLIGHTS

- Split the year between Triple-A Salt Lake in the Angels system and Hanshin of the Japanese Central League
- Opened the year with Salt Lake, going 3-1 with a 1.80 ERA in 18 games with the Bees
- 16 of his 18 appearances with Salt Lake were scoreless, as he held Pacific Coast League batters to a .204 average (19-93)
- Earned his first victory with Salt Lake on April 17 at Sacramento, retiring all six batters he faced
- Did not allow an earned run in 14 appearances at night, as he held PCL batters to a .138 average (9-65) under the lights
- Was released by the Angels in early June so that he could sign with Hanshin
- Appeared in 20 games for the Hanshin Tigers, going 1-1 with a 2.57 ERA

2015: Spent the whole season with Triple-A Las Vegas in the Mets system, going 2-0 with two saves and a 4.38 ERA in 57 games...His 57 appearances were the 4th-most in the Pacific Coast League...Led Las Vegas relievers with 71 strikeouts... Allowed just two of 16 inherited runners to score...Posted a 3.29 ERA in 30 home contests...Did not allow a run in 36 of his 57 appearances, and allowed three earned runs or less in each of his 57 relief outings.

2014: Spent the entire season with Double-A Binghamton...Selected as an Eastern League All-Star and was 3-1 with seven saves and a 1.49 ERA at the break...Held opposing batters to a .204 average, the best mark among Eastern League relievers... Struck out 63 batters in 58 innings; His 9.78 K/per 9 ratio was third-best in the Eastern League...Earned the win in Binghamton's Eastern League championship-clinching game.

2013: Spent the first half of the season in independent ball (American Association) with Sioux City, pitching in 19 games with the Explorers with a 0.65 ERA...Signed with the Mets organization, assigned to Class-A St. Lucie (7/9).

2012: Missed the season following surgery (shoulder).

2011: Made eight appearances for GCL Tigers, throwing 10.0 IP.

2010: Missed the season following labrum surgery (shoulder).

2009: Spent the entire season with Double-A Erie...Ranked the 8th-best prospect in Detroit's organization by *Baseball America*...Tied for the Erie team-high with 12 saves

2008: Split his first professional season with GCL TIGERS and Class-A Lakeland...Made 20 appearances total.

PERSONAL: Cody Allen Satterwhite was signed by Baltimore as a minor league free agent on 1/6/17...Originally selected by Detroit in the 2nd round of the 2008 draft out of the University of Mississippi...Selected by Cleveland in the 37th round of the 2005 draft but did not sign...Attended Hillcrest Christian High School in Jackson, MS, where he was named the 2005 Gatorade Mississippi Player of the Year...Lettered in baseball, football, soccer and basketball in high school, and he helped the basketball team win the MPSA state title in 2003...Would be the second player from Hillcrest Christian HS to make the major leagues, following Orioles outfielder Seth Smith.

YR	Team	ORG	W-L	ERA	G	GS	CG	SV	IP	H	R	ER	HR	BB	SO
08	GCL Tigers (R)	DET	0-0	0.00	3	0	0	1	2.1	4	0	0	0	1	2
	Lakeland (A)	DET	0-0	4.42	17	0	0	2	18.1	16	10	9	0	12	22
09	Erie (AA)	DET	4-6	3.47	34	0	0	12	49.1	46	22	19	5	27	52
11	GCL Tigers (R)	DET	0-0	3.60	8	0	0	1	10.0	13	7	4	0	2	10
13	St. Lucie (A)	NYM	2-2	2.78	16	0	0	0	22.2	24	12	7	1	13	23
	Sioux City (Ind.)	--	2-1	0.65	19	0	0	1	27.2	14	3	2	0	7	31
14	Binghamton (AA)	NYM	3-2	2.33	48	0	0	15	58.0	42	17	15	3	22	63
15	Las Vegas (AAA)	NYM	2-0	4.38	57	0	0	2	72.0	74	36	35	6	29	71
16	Salt Lake (AAA)	LAA	3-1	1.80	18	0	0	0	25.0	19	10	5	2	8	22
Minor League Totals			14-11	3.28	201	0	0	33	257.2	238	114	94	17	114	265
Independent Totals			2-1	0.65	19	0	0	1	27.2	14	3	2	0	7	31



LOGAN SCHAFFER OF

DOB: 9/8/86 **Opening Day Age:** 30 **B/T:** L/L

Height: 6-1 **Weight:** 200 **Service Time:** 2.150

Born: San Jose, CA **Resides:** Tempe, AZ

Acquired: Signed by Baltimore as a minor league free agent on 12/1/16

First MLB Hit: 9/18/11 @ CIN (single, Francisco Cordero)

First MLB Home Run: 7/9/13 vs. CIN (Tony Cingrani)

Twitter:

GAME CAREER-HIGHS

Hits: 5, 2x, last: 5/24/09 @ DUN **RBI:** 5, 8/26/09 vs. CLR
Runs: 4, 2x, last: 6/22/12 vs. OKC **Hitting Streak:** 17 games, 2014

2016 HIGHLIGHTS

- Attended spring training with Washington, but was released in Spring Training
 - Signed with the Lancaster Barnstormers of the Independent Atlantic League on May 10 and hit .299 with two homers and nine RBI in 17 games before being signed by Minnesota to a minor league deal on June 1
 - Joined Triple-A Rochester on June 3 and hit .264 with four home runs and 19 RBI in 64 games for the Red Wings
 - Hit safely in his first 10 games with Rochester, batting .366 (15-41) with two home runs and seven RBI
 - Had his contract selected by Minnesota on August 29 and appeared in 26 games for the Twins, hitting .238/.342/.317
- 2015:** Made Milwaukee's Opening Day roster...Appeared in 69 games for Milwaukee, including 25 starts in center field...Started 11 of the team's last 15 games of the season...Produced the go-ahead RBI-single in the 13th inning on 9/10 at Pittsburgh (W, 6-4)...His lone home run came 9/19 versus Cincinnati (Josh Smith).
- 2014:** Had four stints with the Brewers, including making the Opening Day Roster for the second straight year...Was on the 15-day disabled list from 4/20-5/2 with a strained right hamstring...Produced a game-winning RBI-double in the 11th inning on 4/5 at Boston and a game-winning sacrifice fly in the ninth inning on 9/20 at Pittsburgh.
- 2013:** Entered the season as the "Best Defensive Outfielder" in the organization for the third straight year according to *Baseball America*...Was named to his first career Opening Day roster...Led the team in pinch-hits (10), pinch-hit at-bats (39) and pinch-hit RBI (5)...Belted his first Major League home run on 7/9 versus Cincinnati with a two-run shot off Tony Cingrani...Hit his first career pinch-hit homer on 9/10 at St. Louis with a two-run shot off Edward Mujica.
- 2012:** Entered the year as the No. 6 prospect in Milwaukee's organization according to *Baseball America* and was rated as the "Best Defensive Outfielder" in the organization for the second straight year...Spent most of the season at Triple-A Nashville, where he hit .278 with 11 homers, 40 RBI and 16 stolen bases in 124 games...Led the team in runs (72), triples (9) and total bases (203)...Hit .304 in 16 games with the Brewers, making three starts (all in CF).
- 2011:** Hit .315 with 22 doubles, six triples, five homers, 43 RBI, 39 walks, 16 stolen bases and 66 runs scored in 99 games between Single-A Brevard County, Double-A Huntsville and Triple-A Nashville...Was second among Brewers Minor Leaguers in batting (.315)...Made his Major League debut on 9/2 at Houston, entered the game as a pinch-runner and scored on a wild pitch...Recorded a pinch-hit single off Francisco Cordero for his first big league hit on 9/18 at Cincinnati.
- 2010:** Was limited to just seven games at Single-A Brevard County...Missed the first two months of the season with a left groin strain and the rest of the season with a fractured right foot.
- 2009:** Was named Brewers Minor League Player of the Year...Was the Florida State League batting champion (.313) and ranked among the league leaders in hits (2nd, 143), runs (2nd, 76) and doubles (3rd, 31)...Was a Florida State League mid-season and postseason All-Star.
- PERSONAL:** Logan Edward Schafer was signed by Baltimore as a minor league free agent on 12/1/16...Originally selected by Milwaukee in the 3rd round of the 2008 draft...Selected by Boston in the 31st round of the 2006 draft and by Colorado in the 47th round of the 2007 draft but did not sign...Graduated from Los Gatos (CA) High School before attending Cuesta (CA) College in 2006...Played two seasons at Cal Poly San Luis Obispo State University, where he earned Second Team All-Big West honors in 2007 and First Team All-Big West honors in 2008...His younger brother, Justin, was an infielder in the New York Mets system from 2010-2011.

YR	Team	ORG	AVG	G	AB	R	H	2B	3B	HR	RBI	BB	SO	SB	OBP
08	Helena (R)	MIL	.240	8	25	4	6	0	1	2	8	5	4	1	.355
	West Virginia (A)	MIL	.276	43	181	25	50	13	2	0	20	8	42	3	.306
09	Huntsville (AA)	MIL	.217	7	23	4	5	0	1	0	0	4	3	1	.379
	Brevard County (A)	MIL	.313	113	457	76	143	31	6	6	58	38	53	16	.369
10	Brevard County (A)	MIL	.174	7	23	7	4	2	0	0	1	4	6	0	.286
11	Brevard County (A)	MIL	.306	9	36	4	11	0	0	0	1	5	4	1	.390
	Huntsville (AA)	MIL	.302	50	189	31	57	9	4	0	19	17	25	10	.368
	Nashville (AAA)	MIL	.331	40	169	31	56	13	2	5	23	17	18	5	.401
	MILWAUKEE (NL)	MIL	.333	8	3	1	1	0	0	0	0	1	1	0	.500
12	Nashville (AAA)	MIL	.278	124	464	72	129	23	9	11	40	29	72	16	.332
	MILWAUKEE (NL)	MIL	.304	16	23	3	7	1	2	0	5	1	3	0	.320
13	MILWAUKEE (NL)	MIL	.211	134	298	29	63	15	3	4	33	25	60	7	.279
14	Brevard County (A)	MIL	.250	2	4	1	1	1	0	0	1	1	0	0	.400
	Nashville (AAA)	MIL	.273	41	161	27	44	13	4	3	18	21	33	4	.355
	MILWAUKEE (NL)	MIL	.181	65	116	13	21	9	1	0	8	15	27	2	.278
15	Col. Springs (AAA)	MIL	.258	72	260	29	67	15	2	1	17	14	35	3	.292
	MILWAUKEE (NL)	MIL	.221	69	122	17	27	6	1	1	6	12	29	1	.299
16	Lancaster (IND)	-	.299	17	67	8	20	2	1	2	9	3	11	1	.347
	Rochester (AAA)	MIN	.264	64	216	29	57	7	1	4	19	22	35	5	.340
	MINNESOTA (AL)	MIN	.238	26	63	8	15	3	1	0	1	8	16	0	.342
	Minor League Totals		.285	580	2208	340	630	127	32	32	225	185	330	65	.346
	Major League Totals		.214	318	625	71	134	34	8	5	53	62	136	10	.292



SHARLON SCHOOP IF

DOB: 4/15/87 Opening Day Age: 29 B/T: R/R

Height: 6-2 Weight: 190 Service Time: 0.000

Born: Willemstad, Curacao Resides: Willemstad, Curacao

Acquired: Re-signed by Baltimore as a minor league free agent, 1/24/17

First MLB Hit:

First MLB Home Run:

Twitter:

GAME CAREER-HIGHS

Hits: 4, 4x, last: 5/6/16 @ DUR

RBI: 6, 8/8/10 @ POR

Runs: 3, 3x, last: 5/23/09 @ POR

Hitting Streak: 9 games, 3x, last: 2014

2016 HIGHLIGHTS

- Split the season between Double-A Bowie and Norfolk, hitting .226 with five home runs and 29 RBI in 86 games
- Joined the Tides on April 17 and hit .302 (16-53) with two home runs and 11 RBI over his first 15 games
- Matched a career-high with four hits and hit two home runs for the first time in his pro career, May 6 at Durham
- Recorded three straight multi-hit games from May 30 - June 1, hitting .538 (7-13) with a home run and three RBI
- Assigned to Bowie on July 15 and spent the remainder of the season with the Baysox
- Hit safely in nine of his first 11 games with the Baysox, over which he hit .283 (13-46) with 11 runs scored

2015: Split the season between Double-A Bowie (two stints) and Triple-A Norfolk (two stints), appearing in 80 games...Hit .304 (7-23) with two doubles and five RBI for the Baysox during the month of April...His first Triple-A home run came on July 24 vs. Durham, a solo shot off of Tampa's #1 prospect, Blake Snell...Batted .281 (27-96) with one home run and five RBI in 30 games at Harbor Park...Hit .294 (5-17) with three doubles, three runs and a .333 OBP in five postseason games for Norfolk...His three doubles in the postseason led the Tides and matched his season total with Norfolk (over 53 games).

2014: Spent entire season with Double-A Bowie in his first season in the Orioles organization...Went 3-for-3 with two walks and a run scored in his first game of the season, April 5 vs. Harrisburg...Opened the season by hitting .750 (9-12) with two doubles, one home run and three walks over his first four games...Batted .313 (15-48) with a .411 on-base percentage in April...Hit safely in nine straight games from 4/25-5/9.

2013: Did not play, spending the entire season on the disabled list in the Kansas City organization.

2012: Signed with Kansas City as a free agent prior to the season...Appeared in 50 games with Double-A Northwest Arkansas in the Royals system...Appeared defensively at first base (19 games), second base (14 games), third base (eight games), shortstop (six games) and right field (one game)...Tied his career-high by belting seven home runs...Posted a .378 OBP against left-handed pitching...Did not go consecutive games without a hit from 4/7-6/17.

2011: Spent the season with Double-A Richmond in the San Francisco organization...Appeared defensively at every infield position, making most of his appearances (34 games) at shortstop...Batted .290 (20-for-69) with three home runs and 12 RBI in 25 July contests...Drove in a run in five straight contests, July 24-28, as he batted .625 (10-16) with a home run and seven RBI over that stretch...Collected 11 of his 12 extra-base hits against right-handed pitching.

2010: Opened season with Double-A Richmond before being assigned to Class-A Augusta on April 26...Batted .281 in 26 games with the GreenJackets, including a .310 average against South Atlantic League left-handers...Rejoined Richmond on July 8...Ranked eighth in the Eastern League with a .330 average during August as he collected eight multi-hit games during the month...Collected six RBI on August 8 at Portland (4-for-5, home run, double).

2009: Spent year with Double-A Connecticut in the Giants system...Ranked eighth in the Eastern League with a .348 average during May (24-for-69).

2008: Named California Player-of-the-Week, May 12-19...Set career high with seven home runs, all of which came against right-handed pitching...Batted .356 with RISP and two outs...Belted homers in back-to-back games, May 17-18, including a grand slam on May 17 at Stockton.

PERSONAL: Sharlon Romans Emederio Schoop was signed to a minor league contract by Baltimore on 11/21/13, and was re-signed as a minor league free agent on 1/24/17...Originally signed by the San Francisco Giants as a non-drafted free agent on 3/30/05...Has been a member of The Netherlands during the World Baseball Classic in 2009, 2013 and 2017...Is the older brother of Orioles infielder Jonathan Schoop.

YR	Team	ORG	AVG	G	AB	R	H	2B	3B	HR	RBI	BB	SO	SB	OBP
05	AZL Giants (R)	SF	.254	48	169	29	43	4	0	1	19	14	18	10	.328
06	AZL Giants (R)	SF	.310	38	126	29	39	7	1	1	21	26	15	8	.437
	Salem-Keizer (A)	SF	.286	4	7	1	2	0	0	0	1	2	0	0	.500
07	Augusta (A)	SF	.235	42	136	18	32	6	0	1	19	8	32	4	.286
	Salem-Keizer (A)	SF	.284	58	190	30	54	12	5	4	29	15	35	2	.347
08	San Jose (A)	SF	.246	125	398	54	98	18	1	7	52	35	88	7	.305
09	Connecticut (AA)	SF	.241	105	320	36	77	15	0	3	36	20	63	6	.294
10	Augusta (A)	SF	.281	26	89	10	25	2	1	0	9	7	20	3	.337
	Richmond (AA)	SF	.273	52	183	19	50	9	0	2	25	13	34	1	.318
11	Richmond (AA)	SF	.218	80	206	25	45	8	0	4	21	20	39	3	.288
12	NW Arkansas (AA)	KC	.267	50	165	18	44	7	0	7	19	17	41	2	.341
14	Bowie (AA)	BAL	.217	77	267	29	58	13	0	3	25	24	56	0	.288
15	Bowie (AA)	BAL	.224	27	85	6	19	5	0	0	11	7	17	0	.280
	Norfolk (AAA)	BAL	.217	53	166	14	36	3	0	1	13	15	34	1	.280
16	Norfolk (AAA)	BAL	.236	46	165	13	39	6	1	4	22	13	40	0	.296
	Bowie (AA)	BAL	.214	40	140	17	30	6	2	1	7	16	31	0	.297
	Minor League Totals		.246	871	2812	348	691	121	11	39	329	252	563	47	.313



TANNER SCOTT LHP

DOB: 7/22/94 **Opening Day Age:** 22 **B/T:** R/L
Height: 6-2 **Weight:** 220 **Service Time:** 0.000
Born: Mogadore, OH **Resides:** Mogadore, OH
Acquired: Selected by Baltimore in the 6th round of the 2014 draft
First MLB Win:
First MLB Strikeout:
Twitter: @t_scott11

GAME CAREER-HIGHS

Strikeouts: 6, 2x, last: 6/15/16 @ MB **IP:** 3.0, 2x, last: 5/19/16 @ WIL
Walks: 5, 7/30/14 @ GCL RSX **ER Allowed:** 7, 4/27/16 vs. SAL

2016 HIGHLIGHTS

- Split the year between Class-A Frederick and Double-A Bowie, going 5-4 with five saves and a 4.76 ERA in 43 games
- Registered 81 strikeouts while allowing just 40 hits in 64.1 IP between the two levels, although he also issued 57 walks
- In 29 appearances with Frederick, he held Carolina League batters to a .133 average (22-165) with 63 strikeouts
- Had a 9.39 ERA through his first 10 appearances with the Keys before posting a 0.84 ERA (3 ER, 32.0 IP) with 47 strikeouts and 13 hits allowed over a 17-game span from May 14 - July 14
- Carolina League batters hit just .025 (1-40) against him in May, as he registered 17 strikeouts and 11 walks in 14.0 IP
- Posted a 0.57 ERA (1 ER, 15.2 IP) with a .111 opposing average (6-54) in nine games in June
- Promoted to Bowie on July 22 and finished his season with the Baysox, going 1-2 with a 5.63 ERA in 14 relief outings
- Pitched in seven games for Peoria in the Arizona Fall League, going 0-2 with a 6.32 ERA and 17 strikeouts in 15.2 IP
- Rated by *Baseball America* as the #10 prospect in the Orioles system after the season and as having the Best Fastball in among O's farmhands heading into the 2017 season
- Rated by MLB.com as the #11 prospect in the Orioles system headed into the 2017 season

2015: Began the season with Class-A Aberdeen, where he went 4-0 with a 3.38 ERA in nine games (one start)...Held New York-Penn League batters to a .211 average, with left-handers batting .192 (5-26) against him...Went 3-0 with a 1.96 ERA (4 ER, 18.1 IP) and 28 strikeouts in seven games (one start) at home...Promoted to Class-A Delmarva on July 31 and registered two saves and a 4.29 ERA in nine games (two starts)...Struck out a career-high six batters over a 3.0-inning relief appearances, August 27 at Kannapolis...Held South Atlantic League right-handers to a .224 average (11-49) with 21 strikeouts...Between the two levels, registered 60 strikeouts while allowing just 35 hits in 42.1 innings of work...Ranked by *MLB.com* as the #11 prospect in the Orioles system following the season.

2014: Made his professional debut for the GCL Orioles on June 27, throwing 3.0 innings and striking out two... Earned his first professional win on July 5, striking out three over two scoreless innings of relief...Held opposing leadoff batters to a .118 average (2-17)...Rated by *Baseball America* following the season as having the Best Fastball in the Orioles system.

PERSONAL: Tanner Alexander Scott was drafted by Baltimore in the 6th round of the 2014 draft...Attended NJCAA Howard College in Big Spring, TX, going 7-4 with a 2.66 ERA during his sophomore season...Had committed to transfer to Texas Tech before being chosen in the 2014 draft by the Orioles...Attended Burlington High School (IL).

YR	Team	ORG	W-L	ERA	G	GS	CG	SV	IP	H	R	ER	HR	BB	SO
14	GCL Orioles (R)	BAL	1-5	6.26	10	8	0	0	23.0	21	22	16	0	20	23
15	Aberdeen (A)	BAL	4-0	3.38	9	1	0	0	21.1	16	9	8	0	12	31
	Delmarva (A)	BAL	0-3	4.29	9	2	0	2	21.0	19	12	10	0	10	29
16	Frederick (A)	BAL	4-2	4.47	29	0	0	5	48.1	22	33	24	1	42	63
	Bowie (AA)	BAL	1-2	5.63	14	0	0	0	16.0	18	11	10	0	15	18
Minor League Totals			10-12	4.72	71	11	0	7	129.2	96	87	68	1	99	164

BEST TOOLS IN ORIOLES SYSTEM

According to *Baseball America*

- Best Hitter for AverageChance Sisco
- Best Power HitterTrey Mancini
- Best Strike-Zone DisciplineChance Sisco
- Fastest Baserunner.....Daniel Franco
- Best AthleteAustin Hays
- Best Fastball** **Tanner Scott**
- Best CurveballHunter Harvey
- Best SliderCody Sedlock
- Best ChangeupBrian Gonzalez
- Best ControlJoe Gunkel
- Best Defensive CatcherAustin Wynns
- Best Defensive InfielderIrving Ortega
- Best Infield ArmJomar Reyes
- Best Defensive OutfielderCedric Mullins
- Best Outfield ArmDariel Alvarez



CHANCE SISCO

C

DOB: 2/24/95 Opening Day Age: 22 B/T: L/R

Height: 6-2 Weight: 195 Service Time: 0.000

Born: Corona, CA Resides: Corona, CA

Acquired: Selected by Baltimore in the 2nd round of the 2013 draft

First MLB Hit:

First MLB Home Run:

Twitter: @chance_sis12

GAME CAREER-HIGHS

Hits: 4, 5x, last: 8/30/16 vs. HAR

RBI: 5, 9/1/16 @ CHA

Runs: 3, 2x, last: 7/4/14 vs. LWD

Hitting Streak: 18 games, 2014

2016 HIGHLIGHTS

- Spent the majority of the season with Double-A Bowie, where he hit .320 with four home runs and 44 RBI in 112 games
- Named to the Eastern League midseason and postseason All-Star Team
- Ranked among Eastern League leaders in on-base percentage (1st, .406) and average (4th, .320)
- His .403 on-base percentage between Bowie and Norfolk ranked 16th among all full season minor leaguers
- Played in the All-Star Futures Game in San Diego, going 1-for-2 with a solo home run in the contest
- Named as an Orioles Organizational All-Star by *MiLB.com*
- Named to *Baseball America's* 2nd Team Minor League All-Star Team
- His .317 average between Bowie and Norfolk ranked second among Orioles minor leaguers (Yermin Mercedes, .345)
- Spent the season playing at 21 years old, which was 3.3 years younger than the Eastern League average and 5.5 years younger than the International League average
- Batted .347 with two home runs, 22 doubles and 35 runs batted in against Eastern League right-handers
- With Bowie, hit .337 (30-89) with 37 RBI and a .448 on-base percentage with runners in scoring position
- Had 38 multi-hit games for the Baysox, including two four-hit contests (7/15 vs. RIC, 8/30 vs. HAR)
- With the Baysox, threw out 24.8% of attempted basestealers (33-for-133)
- Promoted to Norfolk on September 1 and made his final four appearances of the season with the Tides
- Hit a grand slam and drove in a career-high five RBI in his first Triple-A game, September 1 at Charlotte
- Named by *Baseball America* as having the Best Strike-Zone Judgment in the Eastern League
- Ranked by *MiLB.com* as the #99 prospect in all of minor league baseball heading into the 2017 season
- Rated by *Baseball America* after the season as the #1 prospect in the Orioles system, and as being the Best Hitter for Average and as having the Best Strike-Zone Discipline in the O's organization

2015: Split the season between Frederick and Bowie, hitting .297 with six home runs and 34 RBI in 95 games...His .297 batting average ranked second among Orioles minor leaguers...Named to *MiLB.com's* Orioles organizational All-Star Team following the season...Played the first 75 games of the season for Class-A Frederick, hitting .308 with four home runs and 26 RBI...Ranked 2nd on the Keys in batting average (.308) and in OBP (.387)...Placed on disabled list 4/15 with fractured right ring finger after hitting his hand on an opponents bat...Batted .161 (5-31) over April and May with Frederick before hitting .324 (55-170) from June 1 - August 13...Registered 26 multi-hit games with the Keys, including 12 during the month of July...Batted .331 (41-124) with two home runs and 15 RBI in 34 road games...With Frederick hit .316 (18-57) with runners in scoring position, including .357 (10-28) with RISP and two outs...Transferred to Double-A Bowie on August 14 and batted .257 over the final 20 games of the season...Tied a career-high with four hits on August 16 at Harrisburg (4-4, double, walk, two runs scored)...Appeared in seven postseason games for Bowie, batting .125 (3-24) with four walks and two RBI...Played for Peoria in the Arizona Fall League, hitting .255 (14-55) with four RBI and a .328 OBP in 16 games...Rated by *Baseball America* as the #3 prospect in the Orioles system after the season.

2014: Spent entire season with Class-A Delmarva, where he hit .340 with five home runs and 63 RBI in 114 games...His .340 average led the South Atlantic League and was the highest among all O's minor leaguers...Led the SAL with a .406 on-base percentage...Named to the South Atlantic League postseason All-Star Team...Had an 18-game hitting streak from June 30 - July 18, over which he hit .408 (31-76) with a .438 on-base percentage; the 18-game streak was tied for the sixth-longest in the SAL in 2014...Had a 17-game road hitting streak from June 30 - July 28, and a 12-game home hitting streak from June 22 - July 18...Had two four-hit games (April 21 vs. Savannah and June 14 at West Virginia)...Had three four-RBI contests (June 14 at West Virginia, July 4 vs. Lakewood and July 13 at Lakewood)...Batted .360 (121-336) and had a .418 OBP against right-handed pitching...Hit .378 (51-135) with runners in scoring position, including .438 (7-16) with the bases loaded...Batted .404 (36-89) with 19 RBI during the month of June... Only had one stretch in which he went hitless in more than two consecutive games (four games, August 13-17)...After the season, named the #4 prospect in the Orioles system by *Baseball America*, and rated by the same publication as the Best Hitter For Average among Orioles farmhands...Named the #3 prospect in the Orioles organization by *MLBPipeline.com*.

2013: Began his professional career with the GCL Orioles where he started off on a five-game hitting streak...Hit his first professional home run on August 24...Had a season-high three hits on August 10 as he fell a home run short of hitting for the cycle...Played two games with the Aberdeen IronBirds.

PERSONAL: Chance Thomas Sisco was selected by Baltimore in the 2nd round of the 2013 draft... Attended Santiago High School in Corona, CA...Was primarily a shortstop in high school before converting to a catcher during his senior year.

YR	Team	ORG	AVG	G	AB	R	H	2B	3B	HR	RBI	BB	SO	SB	OBP
13	GCL Orioles (R)	BAL	.371	31	97	15	36	4	1	1	11	17	21	1	.475
	Aberdeen (A)	BAL	.200	2	5	1	1	0	0	0	0	1	2	0	.333
14	Delmarva (A)	BAL	.340	114	426	56	145	27	2	5	63	42	79	1	.406
15	Frederick (A)	BAL	.308	75	263	30	81	12	3	4	26	33	41	8	.387
	Bowie (AA)	BAL	.257	20	74	9	19	4	0	2	8	9	14	0	.337
16	Bowie (AA)	BAL	.320	112	410	53	131	28	1	4	44	59	83	2	.406
	Norfolk (AAA)	BAL	.250	4	16	4	4	0	0	2	7	2	5	0	.333
	Minor League Totals		.323	358	1291	168	417	75	7	18	159	163	245	12	.402





D.J. STEWART

OF

DOB: 11/30/93 Opening Day Age: 23 B/T: L/R

Height: 6-0 Weight: 230 Service Time: 0.000

Born: Gainesville, FL Resides: Fernandina, FL

Acquired: Selected by Baltimore in the 1st round (25th overall) in the 2015 draft

First MLB Hit:

First MLB Home Run:

Twitter:

GAME CAREER-HIGHS

Hits: 4, 6/6/16 @ WV

Runs: 4, 2x, last: 7/4/16 @ LYN

RBI: 4, 2x, last: 7/11/16 vs. WS

Hitting Streak: 9 games, 2016

2016 HIGHLIGHTS

- Split the year between Class-A Delmarva and Advanced-A Frederick, hitting .254 with 10 home runs and 55 RBI
- Between the two levels he drew 78 walks, a total that led the O's system and ranked 12th in Minor League Baseball
- Stole 26 bases between Delmarva and Frederick, 4th-most among Orioles minor leaguers
- Opened the season with Delmarva, hitting .230 with four home runs and 25 RBI in 62 games
- Set a career-high with four runs scored, April 22 at Kannapolis (2-2, 2 BB, 4 R)
- Registered a career-high four hits and stole three bases, June 6 at West Virginia (4-7, 2B, 2 RBI, 2 R, 3 SB)
- Despite appearing in only 62 games with Delmarva, ranked second on the Shorebirds with 42 walks
- Promoted to Frederick on June 23 and hit .279 with six home runs and 30 RBI in 59 games with the Keys
- Scored four runs for the second time in 2016, July 4 at Lynchburg (3-4, 2B, RBI, 4 R)
- Had a career-best nine-game hitting streak from July 6-15, hitting .333 (12-36) with four extra-base hits and 10 RBI
- Homered and matched his career-high with four RBI, July 11 vs. Winston-Salem (2-4, HR, 4 RBI, 3 R, SB)
- In his final 33 games, he hit .294 (32-109) with 11 extra-base hits, 36 walks, 12 RBI and a .398 on-base percentage
- Was an All-Star for Peoria in the Arizona Fall League, hitting .244 with one home run and nine RBI
- Enters 2017 as the #25 prospect in the Orioles system according to MLB.com

2015: Entered 2016 as a top Orioles prospect according to MLB.com (No. 7) and *Baseball America* (No. 9)...Ranked as the No. 9 prospect in the New York-Penn League by *Baseball America* following the season...Made his professional debut with Short-Season A Aberdeen (batted third and started in LF) on 7/2 vs. Staten Island, going 1-for-3 with a walk and a single...Slugged his first professional home run on 7/6 at Mahoning Valley...On 7/20 at Tri-City, went 2-for-3 with a home run, RBI, two runs scored, and recorded his first pro triple...Posted a five-game hitting streak from 7/20-23 in which he batted .368/.429/.789 (7-19)...Homered in consecutive games for the first time in his professional career on 7/20 after homering in both games of a doubleheader at Tri-City...Posted a five-game hitting streak from 7/31-8/4, batting .364/.375/.500 (8-22) in that span...All six of his home runs came on the road...Recorded five outfield assists in 52 games (51 starts) in LF.

PERSONAL: Demetrius Jerome Stewart was selected by Baltimore in the 1st round (25th overall) of the 2015 draft...Won five state championships in high school (three in football and two in baseball) at The Bolles School (FL)...Attended Florida State University, where he was named the Atlantic Coast Conference Player of the Year as a sophomore in 2014...During his junior year at FSU, he led the nation with 69 walks and batted .318 with 15 home runs, 59 RBI and a .500 OBP...Originally selected by the New York Yankees in the 28th round of the 2012 draft but did not sign.

YR	Team	ORG	AVG	G	AB	R	H	2B	3B	HR	RBI	BB	SO	SB	OBP
15	Aberdeen (A)	BAL	.218	62	238	25	52	8	2	6	24	23	52	4	.288
16	Delmarva (A)	BAL	.230	62	213	27	49	12	1	4	25	42	58	16	.366
	Frederick (A)	BAL	.279	59	201	41	56	12	2	6	30	36	46	10	.389
	Minor League Totals		.241	183	652	93	157	32	5	16	79	101	156	30	.346



ZACH STEWART RHP

DOB: 9/28/86 Opening Day Age: 30 B/T: R/R

Height: 6-2 Weight: 205 Service Time: 0.158

Born: Wichita Falls, TX Resides: Buckeye, AZ

Acquired: Signed by Baltimore as a minor league free agent, 1/6/17

First MLB Win: 8/6/11 @ MIN

First MLB Strikeout: 6/16/11 vs. BAL (Nick Markakis)

Twitter:

GAME CAREER-HIGHS

Strikeouts: 9, 9/5/11 @ MIN IP: 9.0, 9/5/11 @ MIN

Walks: 4, 7x, last: 4/15/13 vs. DUR ER Allowed: 9, 2x, last: 8/29/12 @ LAA

2016 HIGHLIGHTS

- Spent the season with the NC Dinos in the Korean Baseball Organization, going 11-7 with a 4.66 ERA in 25 starts
- Led the Dinos in starts (25), innings pitched (143.0), and wins (T-1st, 11) while tying for second with 108 strikeouts
- Had consecutive 7.0-inning shutout appearances, July 23 and July 29, over which he allowed eight hits and three walks
- In 12 starts from May 28 - August 9, went 8-1 with a 2.65 ERA (21 ER, 71.1 IP) and 62 strikeouts
- Played alongside former MLB players OF Eric Thames and RHP Eric Hacker as the Dinos finished as league runner-ups

2015: Split season playing with Triple-A Salt Lake and in Korea...His only win with Salt Lake came at Albuquerque (4/30) where he threw 3.0 hitless innings, striking out two...Struck out a season-high five batters at Reno (5/18) in 3.2 IP...Released by the Angels on June 10th...Signed with the NC Dinos of the Korean Baseball Organization, and went 8-2 with a 2.68 ERA and 109 strikeouts in 19 starts.

2014: Spent the majority of the season with Gwinnett in the Atlanta system, going 7-4 with a 4.58 ERA in 20 games (14 starts)...Traded from the White Sox to the Braves organization on March 10 in exchange for cash considerations...Named the International League Pitcher of the Week on 9/2 (2 G, 1-0, 13.0 IP, 3 ER, 12 K).

2013: Spent the season with Triple-A Charlotte in the White Sox system, going 6-14 with a 4.25 ERA in 28 starts... Ranked among International League leaders in innings pitched (1st, 167.1), starts (T-1st, 28) and strikeouts (4th, 122)...Named IL Pitcher of the Week on September 3 (1-1, 2 G, 0 ER, 9 K).

2012: Split the year between the White Sox and Red Sox systems...Posted a 3.94 ERA in 11 starts for Pawtucket...Posted an 8.58 ERA in 20 games (three starts) between Chicago and Boston.

2011: Made MLB debut with Toronto vs. Baltimore on June 16 (7 IP, 7 H, 2 ER, 1 BB, 4 K)...Named Eastern League midseason All-Star with New Hampshire...Tossed a one-hit shutout for Chicago, September 5 at Minnesota (9.0 IP, 1 H, 0 R, 0 BB, 9 K); the only hit he allowed in that contest was a single to Danny Valencia leading off the 8th inning.

2010: Spent the season with Double-A New Hampshire in the Toronto organization...Ranked second on the team with 136.1 IP, 26 starts and eight wins.

2009: Named a Florida State League midseason All-Star with Sarasota...Made 11 relief appearances with the 51s, finishing third on the team with a 3.38 ERA.

2008: Combined to post a 1.09 ERA in 24 games between Class-A Dayton and Advanced-A Sarasota.

PERSONAL: Zachary Robert Stewart was signed by Baltimore as a minor league free agent on 1/6/17...Originally selected by Cincinnati in the 3rd round of the 2008 draft...Attended Angelo State University, North Central Texas College and Texas Tech...Was a teammate of Marlins pitcher A.J. Ramos and Mariners hurler Nathan Karns at Texas Tech...Traded from Cincinnati, along with 1B Edwin Encarnacion and RHP Josh Roenicke, to Toronto for 3B Scott Rolen, 8/1/09...Traded from Toronto, along with RHPs Jason Frasor and Edwin Jackson, to the Chicago White Sox in exchange for IF Mark Teahan, 7/27/11...Acquired by Boston from Chicago, along with IF Brent Lillibridge, for IF Kevin Youkilis on 6/24/12.

YR	Team	ORG	W-L	ERA	G	GS	CG	SV	IP	H	R	ER	HR	BB	SO
08	Dayton (A)	CIN	1-2	0.55	11	0	0	3	16.1	10	2	1	0	3	13
	Sarasota (A)	CIN	0-2	1.62	13	0	0	2	16.2	16	5	3	0	11	23
09	Sarasota (A)	CIN	1-1	2.13	7	7	1	0	42.1	47	17	10	1	8	32
	Carolina (AA)	CIN	3-0	1.46	7	7	0	0	37.0	29	7	6	1	10	31
	Las Vegas (AAA)	TOR	0-0	3.38	11	0	0	0	13.1	18	8	5	1	6	14
	Louisville (AAA)	CIN	0-0	0.73	9	0	0	2	12.1	11	2	1	0	8	16
10	New Hampshire (AA)	TOR	8-3	3.63	26	26	0	0	136.1	131	59	55	13	54	106
11	New Hampshire (AA)	TOR	5-5	4.20	16	16	1	0	94.1	106	49	44	6	27	74
	Charlotte (AAA)	CHW	0-1	4.26	1	1	0	0	6.1	10	3	3	0	0	5
	TORONTO (AL)	TOR	0-1	4.86	3	3	0	0	16.2	26	9	9	2	5	10
	CHICAGO (AL)	CHW	2-5	6.22	10	8	1	0	50.2	64	35	35	9	13	35
12	Pawtucket (AAA)	BOS	3-5	3.94	11	11	0	0	59.1	58	26	26	6	14	42
	CHICAGO (AL)	CHW	1-2	6.00	18	1	0	0	30.0	41	26	20	10	4	16
	BOSTON (AL)	BOS	0-2	22.24	2	2	0	0	5.2	17	14	14	4	0	3
13	Charlotte (AAA)	CHW	6-14	4.25	28	28	0	0	167.1	187	89	79	16	37	122
14	GCL Braves (R)	ATL	0-1	4.50	2	2	0	0	4.0	5	3	2	1	2	2
	Gwinnett (AAA)	ATL	7-4	4.58	20	14	0	0	106.0	134	61	54	6	34	59
15	Salt Lake (AAA)	LAA	1-2	3.43	12	8	0	0	39.1	43	19	15	4	13	27
	NC (KOR)	--	8-2	2.68	19	19	0	0	117.2	116	37	35	7	26	109
16	NC (KOR)	--	11-7	4.66	25	25	0	0	143.0	154	77	74	11	54	108
Major League Totals			3-10	6.82	33	14	1	0	103.0	148	84	78	25	22	64
Minor League Totals			35-40	3.64	174	120	2	7	751.0	805	350	304	55	227	566
Korean League Totals			19-9	3.76	44	44	0	0	260.2	270	114	109	18	80	217



ANEURY TAVAREZ OF

DOB: 4/14/92 Opening Day Age: 24 B/T: L/R

Height: 5-9 Weight: 175 Service Time: 0.000

Born: Barrio Obrero, DR Resides: Barrio Obrero, DR

Acquired: Selected from Boston in the Major League portion of the Rule 5 Draft, 12/8/16

First MLB Hit:

First MLB Home Run:

Twitter: @aneurytavarez

GAME CAREER-HIGHS

Hits: 5, 6/18/16 @ RIC
Runs: 4, 8/10/16 @ ERI

RBI: 4, 4x, last: 7/6/14 @ CAR
Hitting Streak: 13 games, 2014

2016 HIGHLIGHTS

- Spent the majority of the season with Double-A Portland in the Red Sox system, hitting .335 with 47 RBI in 106 games
- Ranked among Eastern League leaders in batting average (2nd, .335), triples (2nd, 13), on-base percentage (3rd, .379) and slugging percentage (4th, .506)
- Named to the Eastern League's midseason and postseason All-Star Teams
- His 13 triples led Boston farmhands and tied for fourth in all of Minor League Baseball
- His .330 average between Portland and Pawtucket ranked second among Red Sox minor leaguers
- Went 5-for-5 with a double, triple and two RBI, June 18 at Richmond (one of just five 5-hit games in the EL in 2016)
- Homered twice as part of a three-hit game in a 5-3 win vs. Akron on August 7
- Registered 36 multi-hit games, including 12 games in which he collected three or more hits
- Ended the season on a 12-game hitting streak, over which he hit .377 (20-53) with two home runs and 10 RBI
- Batted .313 (25-80) vs. left-handed pitching and .341 (104-305) against right-handers
- Hit .246 over the first two months of the season before batting .375 (100-267) over his final 71 games
- Hit .394 (37-94) with a .467 on-base percentage when leading off an inning
- Appeared in five games with Pawtucket from June 24-30, hitting .200 (3-15) with one walk
- Played in 46 games for Estrellas of the Dominican Winter League, hitting .283 with three home runs and 13 RBI
- Enters 2017 rated as the #24 prospect in the Orioles system according to MLB.com

2015: Combined with three teams in the Red Sox system to hit .253 in 112 games...Made 62 starts in right field, 30 in left field, and 14 in center field, combining to record 11 assists and two double plays in 108 outfield appearances...Began the season with High-A Salem...Reached base in 16 consecutive games from 4/18-5/6, hitting .309/.400/.527 in that time (17-55, one home run, 11 RBI)...Transferred to Double-A Portland on 5/24...Was the starting RF for the Dominican Republic in the Pan Am Games in

Canada from 7/11-17, batting .318 (7-22) with seven runs, four RBI, and two walks in six games...Returned to Portland and homered in three of his first eight games back with the Sea Dogs from 7/22-30...Transferred to Triple-A Pawtucket on 9/1 and posted a .389/.522/.667 line in six games with the PawSox...Following the season, hit .297 (11-37) in 15 games for Oriente of the Dominican Winter League.

2014: Spent season with Salem, leading the club in home runs (11) and ranking 2nd in steals (18)...Was on the disabled list from 4/10-18 and 8/15 through the remainder of the season...Hit .345 (19-55) with 10 runs and three home runs during a 13-game hitting streak from 6/2-19...Following the season, hit .375 (21-56) in 21 games for Oriente of the DWL.

2013: Led Single-A Greenville in games (125), stolen bases (29), doubles (28), triples (7), and total bases (186)...Stole the 3rd-most bases among all Red Sox minor leaguers...Posted a .971 fielding percentage (7 E, 240 TC) between RF (100 G), CF (20 G), and LF (5 G)...Pegged Red Sox Minor League Base Runner of the Month for August/September...After the season, appeared in nine games for Oriente of the DWL.

2012: Led Short-A Lowell with four triples and ranked among club leaders in doubles (3rd, 9), home runs (T-2nd, 4), RBI (T-3rd, 24), and total bases (3rd, 87).

PERSONAL: Aneury De Jesus (Trinidad) Tavarez was selected by Baltimore from Boston in the Major League portion of the Rule 5 Draft on 12/8/16...Originally signed by Boston as an international free agent on 10/18/10.

YR	Team	ORG	AVG	G	AB	R	H	2B	3B	HR	RBI	BB	SO	SB	OBP
11	GCL Red Sox (R)	BOS	.220	33	100	10	22	1	2	3	8	8	40	3	.301
12	Lowell (A)	BOS	.272	62	213	19	58	9	4	4	24	11	59	6	.328
13	Greenville (A)	BOS	.257	125	479	56	123	28	7	7	55	21	140	29	.295
14	Salem (A)	BOS	.250	93	344	52	86	16	5	11	50	17	97	18	.298
15	Salem (A)	BOS	.280	39	132	7	37	8	4	2	18	17	28	8	.368
	Portland (AA)	BOS	.226	67	234	25	53	13	1	5	14	8	64	4	.261
	Pawtucket (AAA)	BOS	.389	6	18	6	7	2	0	1	5	3	4	2	.522
16	Pawtucket (AAA)	BOS	.200	5	15	0	3	0	0	0	0	1	3	2	.250
	Portland (AA)	BOS	.335	106	385	59	129	19	13	7	47	29	64	18	.379
	Minor League Totals		.270	536	1920	234	518	96	36	40	221	115	499	90	.320



HENRY URRUTIA OF

DOB: 2/13/87 Opening Day Age: 30 B/T: L/R

Height: 6-5 Weight: 200 Service Time: 0.084

Born: Las Tunas, Cuba Resides: Sarasota, FL

Acquired: Signed as a non-drafted free agent, 7/11/12

First MLB Hit: 7/20/13 @ TEX (single, Joe Ortiz)

First MLB Home Run: 8/9/15 vs. NYM (Carlos Torres)

Twitter: @henryurrutia51

GAME CAREER-HIGHS

Hits: 5, 7/10/13 @ GWN

Runs: 3, 2x, last: 6/3/16 vs. AKR

RBI: 5, 2x, last: 8/26/13 @ GWN

Hitting Streak: 13 games, 2013

2016 HIGHLIGHTS

- Split the season between Norfolk and Double-A Bowie, hitting .298 with five home runs and 49 RBI in 107 games
- His .298 average between Norfolk and Bowie ranked 5th among Orioles minor leaguers
- Opened the year with Norfolk, hitting .245 with six doubles, 11 RBI and a .347 on-base percentage in 32 games
- With the Tides, hit .308 (20-65) with a .416 OBP in 20 games in April before hitting .135 (5-37) in 12 games in May
- Ended season with 250 career hits with Norfolk, the 6th-most by a Tide as an Orioles affiliate
- Transferred to Bowie on May 20 and finished season with the Baysox, hitting .316 with five home runs and 38 RBI
- From May 29 through the end of the season (final 67 games), batted .336 (88-262)
- Hit a grand slam as part of a 3-for-5 contest, June 29 at Harrisburg
- Designated for assignment by Baltimore on July 19; outrighted to Bowie on July 28
- Hit .370 (30-81) with four doubles, one triple, two home runs and 14 RBI against Eastern League left-handers
- Had 27 multi-hit games with the Baysox, including a season-high four hits on June 3 vs. Akron

2015: Spent majority of season with Norfolk, where he hit .291 with 10 home runs, 22 doubles and 53 RBI in 115 games...His .291 average ranked 10th in the International League and fourth among qualifying Orioles minor leaguers...

Finished tied for 10th in the IL with 134 hits...Between Norfolk & Baltimore, set career-highs in home runs (11), RBI (59), doubles (23), runs (61) and hits (143)...Hit two-out, two-run, walk-off home run in the ninth inning of a 6-5 win vs. Syracuse on May 28...Appeared in 74 games as Norfolk's leadoff batter, hitting .309 with nine home runs, 41 RBI and a .351 OBP...Hit .340 (34-100) with three home runs and 44 RBI with runners in scoring position...Did not go three consecutive games without collecting a hit, and only had four occasions in which he went back-to-back games without registering a hit...Hit .200 (4-20) with a home run and two RBI in five postseason games for Norfolk...Promoted to Baltimore on August 15 and hit .265 (9-34) with one home run and six RBI in 10 games with the Orioles before being optioned back to Norfolk on August 28...His first career MLB home run was a walk-off home run in the 9th inning vs. the New York Mets, August 19.

2014: In 51 games with Norfolk, batted .270 with 12 doubles, one triple and 17 RBI...Spent April 28 - July 26 on the disabled list after having surgery for a sports hernia...Hit safely in 12 of his final 15 games...Batted .303 (37-122) with six doubles and 10 RBI in 31 games after being activated from the disabled list...Tied a Tides season-high by collecting four hits (three singles, one double), August 25 at Charlotte...Batted .317 (20-63) with three doubles and four RBI as a designated hitter...Appeared in 14 rehab games with the GCL Orioles in July, batting .184 with two RBI.

2013: Won Brooks Robinson Minor League Player of the Year Award after hitting a combined .347/.406/.506 with 31 extra-base hits, 50 RBI and 49 runs scored in 81 total games between Double-A Bowie and Triple-A Norfolk...Named Organizational Player of the Month for June (.425 average, four home runs and 17 RBI) in 19 games with the Baysox...Played in the MLB All-Star Futures Game (went 0-for-3 for the World Team)...Named to the Eastern League midseason All-Star team...Went 5-for-5 with three runs scored and an RBI on July 10 at Gwinnett, becoming the first Norfolk player to collect five hits in a game since Lew Ford accomplished the feat on May 29, 2012...Made his major league debut, July 20 at Texas, collecting first MLB hit on a third inning RBI single off of Joe Ortiz...Became the 12th Cuban-born player in club history...Named to the Arizona Fall League Top Prospect Team as DH...Member of 2013 AFL champion Surprise Saguaros, collecting a single, double and a run scored in 2-0 championship game victory vs. Mesa...Ranked 3rd in the AFL in batting (.377) and was fifth in slugging (.551)...Had three hits, including a grand slam, at Salt River on October 24...Rated by *Baseball America* as the #7 prospect in the Orioles system after the season, and was rated by the same publication as the Best Hitter for Average among Baltimore minor leaguers.

2012: Signed with Baltimore on July 11...Did not play due to work visa issues...Rated by *Baseball America* as Baltimore's 13th-best prospect entering the 2013 season.

PERSONAL: Henry Alexander Urrutia was signed by Baltimore as a non-drafted free agent on 7/11/12...Played for Las Tunas in the Cuban League from 2006 to 2010... Represented Cuba in the 2010 World Championships...His uncle, Osmani Urrutia, played professionally in Cuba and won five consecutive batting titles...Henry was managed by his father when he played for Las Tunas...His father, Ermidelio, was a member of Cuba's 1992 Olympic team... Did not play in 2011 due to a suspension after an unsuccessful attempt at defection...Established residency in Haiti after defecting from Cuba...Was a spectator for an exhibition game between the Orioles and Cuban national team in Havana, March 28, 1999.

YR	Team	ORG	AVG	G	AB	R	H	2B	3B	HR	RBI	BB	SO	SB	OBP
13	Bowie (AA)	BAL	.365	52	200	33	73	16	0	7	37	24	36	1	.433
	Norfolk (AAA)	BAL	.316	29	114	16	36	5	1	2	13	8	15	0	.358
	BALTIMORE (AL)	BAL	.276	24	58	5	16	0	1	0	2	0	11	0	.276
14	GCL Orioles (R)	BAL	.184	14	49	4	9	1	0	0	2	3	11	0	.231
	Norfolk (AAA)	BAL	.270	51	204	14	55	12	1	0	17	5	50	2	.284
15	BALTIMORE (AL)	BAL	.265	10	34	3	9	1	0	1	6	2	3	0	.306
	Norfolk (AAA)	BAL	.291	115	460	58	134	22	1	10	53	40	81	1	.345
16	Norfolk (AAA)	BAL	.245	32	102	9	25	6	0	0	11	16	22	0	.347
	Bowie (AA)	BAL	.316	75	294	38	93	15	1	5	38	19	41	1	.354
	Minor League Totals		.299	368	1423	172	425	77	4	24	171	115	256	5	.349
	Major League Totals		.272	34	92	8	25	1	1	1	8	2	14	0	.287





LOGAN VERRETT RHP

DOB: 6/19/90 **Opening Day Age:** 26 **B/T:** R/R

Height: 6-2 **Weight:** 190 **Service Time:** 1.079

Born: The Woodlands, TX **Resides:** Corpus Christi, TX

Acquired: Trade with the New York Mets in exchange for cash considerations, 11/30/16

First MLB Win: 8/23/15 @ COL

First MLB Strikeout: 4/8/15 @ OAK (Josh Phegley)

Twitter: @lverrett4

GAME CAREER-HIGHS

Strikeouts: 11, 6/21/13 vs. ERI

IP: 9.0, 7/10/12 @ DEL

Walks: 5, 7/9/16 vs. WSH

ER Allowed: 8, 2x, last: 8/12/16 vs. SD

2016 HIGHLIGHTS

- Spent the majority of the season with the New York Mets, where he went 3-8 with a 5.20 ERA in 35 games (12 starts)
- In 23 relief outings, went 2-2 with a 2.84 ERA (10 ER, 31.2 IP); Was 1-6 with a 6.45 ERA (43 ER, 60.0 IP) in 12 starts
- Went 3-0 with a 0.52 ERA (1 ER, 17.1 IP) in seven games (two starts) in April; His 0.52 ERA led the majors (min. 15.0 IP)
- Tossed a career-high 16.1 scoreless innings from April 13-29, including two spot starts (April 13 vs. MIA & April 19 at PHI)
- Won consecutive games (April 25-26 vs. CIN), to become the first Mets pitcher to do since Joe Smith (Sept. 9-10, 2008)
- According to Elias, he was the first pitcher in MLB history with two relief wins and two scoreless starts of at least 6.0 innings before the end of April.
- Won his first three decisions of the season before dropping each of his final eight decisions
- Made two starts for Triple-A Las Vegas, going 2-0 with a 1.50 ERA (2 ER, 12.0 IP)

2015: Selected by the Orioles in the 2014 Rule 5 Draft...Was claimed off waivers by the Rangers on April 2...He was returned to the Mets on May 4 and outrighted to Triple-A Las Vegas...Made his major league debut with Texas at Oakland on April 8, allowing two runs over 2.2 innings...Went 1-1 with a 3.63 ERA (9 ER, 22.1 IP) in four starts with the Mets and 0-1 with a 2.20 ERA (4 ER, 16.1 IP) in 10 games in relief with New York...Earned his first career win in his first career start on August 23 at Coors Field...Became the first Mets starter ever to pitch at least 8.0 innings at Coors Field, and the sixth Met to ever allow one run or less in a start at the ballpark...Tossed 3.0 shutout innings on July 5 at Los Angeles-NL in an 8-0 win to earn his first major league save...Pitched 2.0 or more innings in 12 of his 18 outings in the majors...Allowed one earned run in 19.2 innings (0.46 ERA), spanning seven games - one start - from June 24-August 27.

2014: Spent entire season with Triple-A Las Vegas, going 11-5 with a 4.33 ERA in 28 starts...His 11 wins were tied for the 2nd-most among Mets minor leaguers and ranked 4th in the Pacific Coast League...Tied for the PCL lead with 28 starts and ranked second in the league with 162.0 innings pitched...Ranked 5th among PCL starters by allowing 1.89 walks per nine innings pitched (34 walks in 162.0 IP)...Won seven straight decisions over a 14-game stretch, May 8 - July 19...Tossed at least 5.0 innings in 26 of his 28 starts...Went 3-1 with a 2.84 ERA (12 ER, 38.0 IP) over six starts in August.

2013: Tied for the Eastern League lead in victories (12) as he spent the entire season at Double-A Binghamton...Allowed 10.48 base runners (146.0 IP) per nine innings, the best ratio in the EL...Also led the EL with a 1.14 WHIP...Walked 31 batters in 146 innings, an average of 1.91 walks per nine innings, the fourth-best mark among starters in the league...Posted a 4-0 record with a 2.48 ERA (9 ER, 32.2 IP) in five April starts...Also had an undefeated month in August when he was 3-0 with a 5.03 ERA...Righthanded batters had a .243 (71-292) mark against him, while lefties hit .256 (65-254) against him...Struck out a season high 11 June 21 at home with Erie...Had 10 strikeouts, May 20 at New Britain...Pitched at least 6.0 innings in 15 of his 24 starts...Posted a 7-1 record in 10 road games.

2012: Made 17 starts between Savannah (A) of the South Atlantic League and St. Lucie (A) of the Florida State League...Had 67 strikeouts in 64.2 innings with the Sand Gnats...Named the South Atlantic League Pitcher of the Week for the week ending July 16...Was 2-0 with a 2.09 ERA (9 ER, 38.2 IP) in six starts for St. Lucie...Held FSL batters to a .205 average (30-146), with right-handers hitting .171 (12-70).

PERSONAL: Scott Logan Verrett was acquired by Baltimore from the New York Mets, in exchange for cash considerations, on 11/30/16...Originally selected by the Mets in the 3rd round of the 2011 draft...Attended Baylor University, where he ranked seventh in Bears history with 257 strikeouts (third among pitchers with three or fewer years of experience)...His 3.52 career ERA in Big 12 Conference play was third in school history, while his 3.52 strikeout-to-walk ratio was second-best...Graduated from Calallen High School in Corpus Christi, TX...Led Calallen to 2008 Texas Class 4A state title as the team finished 42-1 and No. 9 nationally in final Collegiate Baseball/Easton Sports rankings...Selected the 2008 Texas Sports Writers Association Class 4A Player of the Year and was a first-team all-state pitcher selection...Went 18-0 with a 0.67 ERA, 167 strikeouts, 12 complete game and three shutouts as a senior...Also played football at Calallen for three years.

YR	Team	ORG	W-L	ERA	G	GS	CG	SV	IP	H	R	ER	HR	BB	SO
12	Savannah (A)	NYM	3-2	3.06	11	11	1	0	64.2	57	32	22	7	9	67
	St. Lucie (A)	NYM	2-0	2.09	6	6	1	0	38.2	30	11	9	4	4	26
13	Binghamton (AA)	NYM	12-6	4.25	24	24	0	0	146.0	136	72	69	21	31	132
14	Las Vegas (AAA)	NYM	11-5	4.33	28	28	1	0	162.0	188	94	78	17	34	119
15	TEXAS (AL)	TEX	0-1	6.00	4	0	0	0	9.0	11	7	6	1	4	3
	Las Vegas (AAA)	NYM	5-3	4.59	18	11	0	0	64.2	69	35	33	6	19	53
	NEW YORK (NL)	NYM	1-1	3.03	14	4	0	1	38.2	23	13	13	5	11	36
16	Las Vegas (AAA)	NYM	2-0	1.50	2	2	0	0	12.0	8	2	2	1	8	5
	NEW YORK (NL)	NYM	3-8	5.20	35	12	0	0	91.2	100	55	53	16	43	66
	Minor League Totals		35-16	3.93	89	82	3	0	488.0	488	246	213	56	105	402
	Major League Totals		4-10	4.65	53	16	0	1	139.1	134	75	72	22	58	105



DAVID WASHINGTON OF

DOB: 11/20/90 **Opening Day Age:** 26 **B/T:** L/L

Height: 6-5 **Weight:** 260 **Service Time:** 0.000

Born: San Diego, CA **Resides:** San Diego, CA

Acquired: Signed as a minor league free agent, 11/21/16

First MLB Hit:

First MLB Home Run:

Twitter:

GAME CAREER-HIGHS

Hits: 4, 3x, last: 8/29/16 @ OKC

RBI: 5, 7/20/13 vs. CT

Runs: 3, 4x, last: 8/29/16 @ OKC

Hitting Streak: 12 games, 2016

2016 HIGHLIGHTS

- Hit .259 with 30 home runs and 77 RBI in 127 games between Double-A Springfield (22 G) & Triple-A Memphis (105 G)
- His 30 home runs led Cardinals farmhands and tied for fifth in Minor League Baseball
- Established a new career high and led St. Louis minor leaguers with 77 runs batted in
- Opened the year with Springfield, where he hit .276 with five home runs and 15 RBI in 22 games
- Hit .429 (6-14) with two home runs and 11 RBI with RISP with Springfield, including .571 (4-7) with RISP and two outs
- Promoted to Memphis on May 5 and spent the remainder of the season in the PCL, hitting .255/.349/.528 in 105 games
- Led the Pacific Coast League in best HR/AB ratio, as he homered once every 13.80 at-bats
- Despite spending the first month at Double-A, he ended the year tied for third in the PCL with 25 home runs
- Hit .306 (26-85) with nine home runs and 21 RBI in May, ranking among PCL leaders in home runs (2nd) and RBI (T-10th)
- Hit safely in 12 straight games from May 8-21, hitting .354 (17-48) with five home runs and nine RBI
- Had two multi-homer games, May 25 at Salt Lake and June 23 at Colorado Springs
- Went 4-for-5 with two doubles, three RBI and three runs scored, August 29 at Oklahoma City
- Between the two levels, played 44 games at first base, 12 games in left field and 58 games in right field

2015: Played in 120 games between Palm Beach (23 games) and Springfield (97 games)...Tied his single-season high with 16 home runs, matching his total from 2014...Led Springfield and ranked 7th in the Texas League in home runs...Ranked 4th in the Texas League in home runs/AB (21.25)...Tallied single-season highs in runs (47), hits (104), doubles (22) and RBI (53)...Ranked among Cardinals minor league leaders in home runs (16, 2nd) and doubles (22, T10th)...Posted two multi-home run games (5/7 vs. NW Arkansas & 8/3 vs. Tulsa)...Belted a grand slam vs. Arkansas (9/3)...Ran off a 20-game streak of reaching base safely on the road (7/9-8/27), compiling a .391 on-base percentage during the streak.

2014: Spent the majority of the year with Class-A Palm Beach, where he hit .232 with 15 home runs and 52 RBI...Ranked among Cardinals minor league leaders in home runs (5th, 16) and slugging percentage (9th, .443)...Tied for 7th in the Florida State League with 15 home runs...Went 3-for-4 with a home run and a season-high four RBI, April 5 vs. St. Lucie.

2013: Named to the New York-Penn League All-Star NL squad as the starting first baseman and went 0-for-3...Led the NYPL in RBI (50), walks (40) and intentional walks (8), and was among league leaders in home runs (T-4th, 10) and home runs/at-bat (4th, 26.10)...Named NYPL Player of the Week (8/19-26) batting .300 (10-30) with 2 home runs, 10 RBI and five doubles...Hit game-ending grand slam vs. Connecticut (7/20) and another grand slam vs. Batavia (7/4)...Had a 10-game hitting streak (6/30-7/9).

2012: Ranked among New York-Penn League leaders in home runs (T-3rd, 9), slugging (2nd, .513) and AB/HR (2nd, 21.67).

2011: Hit .248 with nine home runs and 27 RBI in 55 games for Johnson City...Led Appy League first baseman with a .992 fielding percentage.

PERSONAL: David Edward Washington was signed by Baltimore as a minor league free agent on November 21, 2016... Originally selected by St. Louis in the 15th round of the 2009 draft out of University City High School in San Diego, CA... Lettered in baseball and basketball and won a city slam dunk contest while in high school.

YR	Team	ORG	AVG	G	AB	R	H	2B	3B	HR	RBI	BB	SO	SB	OBP
09	GCL Cardinals (R)	STL	.165	28	85	3	14	0	0	0	5	6	29	1	.228
10	GCL Cardinals (R)	STL	.284	33	95	10	27	8	0	2	18	12	27	1	.370
11	Johnson City (R)	STL	.248	55	202	33	50	12	3	9	27	23	64	4	.329
12	Batavia (A)	STL	.267	55	195	30	52	19	1	9	32	18	78	1	.330
13	Peoria (A)	STL	.333	3	9	1	3	2	0	0	1	6	2	0	.600
	State College (A)	STL	.261	72	261	34	68	17	0	10	50	40	76	4	.365
14	GCL Cardinals (R)	STL	.250	3	8	3	2	1	0	1	1	2	3	0	.400
	Palm Beach (A)	STL	.232	89	319	42	74	16	2	15	52	34	106	2	.308
15	Palm Beach (A)	STL	.141	23	78	8	11	5	1	0	8	10	29	0	.239
	Springfield (AA)	STL	.274	97	340	39	93	17	1	16	45	34	121	4	.338
16	Springfield (AA)	STL	.276	22	76	15	21	4	1	5	15	16	27	0	.402
	Memphis (AAA)	STL	.255	105	345	52	88	17	1	25	62	51	142	4	.349
Minor League Totals			.250	585	2013	270	503	118	10	92	316	252	704	21	.335



STEVE WILKERSON IF

DOB: 1/11/92 **Opening Day Age:** 25 **B/T:** S/R
Height: 6-1 **Weight:** 195 **Service Time:** 0.000
Born: Roswell, GA **Resides:** Roswell, GA
Acquired: Selected by Baltimore in the 8th round of the 2014 draft
First MLB Hit:
First MLB Home Run:
Twitter:

GAME CAREER-HIGHS

Hits: 4, 4x, last: 8/30/16 vs. POT **RBI:** 5, 2x, last: 8/30/16 vs. POT
Runs: 4, 2x, last: 8/30/16 vs. POT **Hitting Streak:** 8 games, 2016

2016 HIGHLIGHTS

- Spent the majority of the year with Class-A Frederick, where he hit .251 with four home runs and 36 RBI in 114 games
- Led Carolina League second basemen with a .975 fielding percentage, committing 13 errors in 513 chances (.975 pct.)
- Paced CL second basemen in games (112), putouts (202) and double plays (70)
- Was one of four Keys to register 100 or more hits, joining Aderlin Rodriguez, Erick Salcedo and Jomar Reyes
- Reached base safely in 22 straight games from April 11 - May 4, hitting .288 (21-73) with a .464 OBP over that span
- Hit .291 with three home runs, 12 doubles, 20 RBI and a .384 OBP in 57 home contests
- Batted .330 (29-88) with a .379 OBP when leading off an inning
- Matched career-highs with four hits, four runs scored and five RBI, August 30 vs. Potomac
- Appeared in three games for Bowie from July 6-8, hitting .222 (2-9) with a run scored

2015: Spent entire season with Class-A Delmarva, batting .287 with 15 doubles, two home runs and 30 RBI in 92 games... Named as the second baseman on the Orioles Organizational All-Star Team by MiLB.com... Named to South Atlantic League midseason All-Star Team... Ranked second on Delmarva with 10 stolen bases and a .375 on-base percentage... Appeared defensively in 68 games at second base and 20 games at shortstop... Batted a team-high .309 (34-110) over the first two months of the season (in 31 games)... Registered 26 multi-hit games, including three games in which he collected a career-high four hits... Set a career-high with a seven-game hitting streak from May 12-17, a stretch that included three multi-hit games... Established a career-high with five RBI, September 2 vs. Hickory (2-3, HR, 5 RBI, BB, 2 R)... Batted .350 (36-103) with five doubles and five RBI against left-handed pitching.

2014: Spent his first pro season with Class-A Aberdeen, batting .190 with two home runs and 15 RBI in 60 games... Recorded first professional home run as part of a two-hit performance, July 12 vs. Auburn... Posted a season-high five-game hitting streak from June 18-23... Registered eight multi-hit contests.

PERSONAL: Stephen Beaty Wilkerson was drafted by Baltimore in the 8th round of the 2014 draft... Was selected by Boston in the 15th round of the 2010 draft but did not sign, instead opting to attend Clemson University... Was a three-time Second-Team All-ACC selection, and was named Clemson Team MVP after his senior season... Was a college teammate with Cleveland Indians infield prospect Richie Shaffer... Attended Pope High School in Marietta, GA, where his team won a state title in 2009... His grandfather, Richard, played in the St. Louis Cardinals organization in the 1940s, while his other grandfather, Jim, played college football at Southern California.

YR	Team	ORG	AVG	G	AB	R	H	2B	3B	HR	RBI	BB	SO	SB	OBP
14	Aberdeen (A)	BAL	.190	60	210	19	40	9	1	2	15	14	42	3	.248
15	Delmarva (A)	BAL	.287	92	342	61	98	15	4	2	30	45	84	10	.376
16	Bowie (AA)	BAL	.222	3	9	1	2	0	0	0	0	0	1	0	.222
	Frederick (A)	BAL	.251	114	402	49	101	17	4	4	36	45	98	18	.334
	Minor League Totals		.250	269	963	130	241	41	9	8	81	104	225	31	.330



TYLER WILSON

RHP

DOB: 9/25/89 **Opening Day Age:** 27 **B/T:** R/R

Height: 6-2 **Weight:** 185 **Service Time:** 0.068

Born: Lynchburg, VA **Resides:** Charlottesville, VA

Acquired: Selected by Baltimore in the 10th round of the 2011 draft

First MLB Win: 5/22/15 @ MIA

First MLB Strikeout: 5/22/15 @ MIA (Ichiro Suzuki)

Twitter: @T_Willy18

GAME CAREER-HIGHS

Strikeouts: 12, 8/22/12 vs. WIL

Walks: 4, 8x, last: 7/18/15 @ CHA

IP: 8.0, 3x, last: 6/16/16 @ BOS

ER Allowed: 8, 7/2/16 @ SEA

2016 HIGHLIGHTS

- Spent the majority of the season with Baltimore after making his first Opening Day roster
- Went 4-6 with a 5.27 ERA in 24 games (13 starts) for the Orioles
- Posted a 3.86 ERA (9 ER, 21.0 IP) in 11 relief outings and was 4-6 with a 5.67 ERA (46 ER, 73.0 IP) in 13 starts
- Earned a win at Boston on June 16 after allowing three hits and one walk over 8.0 shutout innings. Was the third Orioles rookie starting pitcher in the last 25 years with an outing of at least 8.0 shutout innings and three hits or fewer, joining LHP Chris Waters (2008) and LHP Zach Britton (2011)
- Three of his four victories with Baltimore came on the road (at Boston, at Minnesota, at Kansas City)
- Made six starts over three stints with Norfolk, going 2-0 with a 4.56 ERA
- Over a two-outing span between Baltimore and Norfolk on July 26 and August 3, he retired all 27 batters he faced. He fired 4.0 perfect innings of relief in an outing for Baltimore on July 26 vs. Colorado, then followed that up with 5.0 perfect innings in a win at Durham on August 3 after he was optioned back to the Tides. He struck out nine over that span while needing just 97 pitches (63 strikes) to navigate those 9.0 innings
- Went 1-0 with a 2.70 ERA at Harbor Park, upping his career mark at home with the Tides to 8-1 with a 2.12 ERA

2015: Went 2-2 with a 3.50 ERA in nine games (five starts) for Baltimore in his first action at the major league level...Made his MLB debut on 5/20 vs. Seattle - first batter faced was former UVA teammate Chris Taylor (pop up to short)...Earned his first MLB win and registered first strikeout (Ichiro Suzuki) on May 22 at Miami (1.0 IP, 3 H, 1 R, 1 K)...Made five starts for Baltimore, going 1-2 with a 4.32 ERA (12 ER, 25.0 IP)...Earned first MLB win as a starter on August 3 at Oakland (7.2 IP, 6 H, 2 R, 2 BB, 3 K); the 7.2 IP was season-high...Went 5-5 with a 3.24 ERA in 17 starts for Norfolk, ranking second on the club with 10 Quality Starts...Got the start for Norfolk on Opening Night, his first career Opening Day start...Did not yield more than four earned runs in any of his 17 starts with Norfolk; allowed three or less in 13 of 17 GS...Issued 18 walks in 94.1 IP with Norfolk, a mark that would have ranked 4th in IL if he had enough IP to qualify...Averaged 14.61 pitches per inning, 2nd-best mark among Norfolk starting pitchers (trailing Chris Jones, 14.52)...Earned a victory in Game 2 of the IL Semifinals vs. Columbus (5.0 IP, 4 H, 1 R, 1 BB, 3 K)...Spent August 10 - September 3 on Norfolk's disabled list with a strained oblique muscle...Ended the season ranked as the #9 prospect in the Orioles system by MLB.com...Rated by *Baseball America* in their yearly Best Tools survey as having the Best Control among pitchers in the IL.

2014: Received the Jim Palmer Prize as the organization's Top Minor League Pitcher...In 28 starts between Bowie and Norfolk, went 14-8 with a 3.67 ERA...Opened the year with Bowie before making his first start with the Tides on July 3...Led Orioles minor leaguers with 14 wins and 157 strikeouts...Ranked 7th among Orioles farmhands with a 3.67 ERA... His 14 wins tied for the third-most among all minor league pitchers, trailing the 17 wins registered by Red Sox farmhand Henry Owens and the 15 wins by Rockies minor leaguer Antonio Senzatela...Finished 4-0 with a 1.57 ERA (8 ER, 46.0 IP) in seven starts at Harbor Park... Registered 17 Quality Starts between Bowie and Norfolk; Despite not joining the Tides until July 3, he ranked third on the club with six Quality Starts...At the time of his promotion to Norfolk, he ranked among Eastern League leaders in wins (2nd, 10), strikeouts (2nd, 91), innings pitched (5th, 96.2) and strikeouts per 9.0 IP among starting pitchers (5th, 8.47)...Named the Eastern League Pitcher of the Week on April 28 after going 2-0 with a 3.00 ERA and 18 strikeouts over a two-start stretch...Added to Orioles 40-man roster on November 20.

PERSONAL: Philip Tyler Wilson was selected by Baltimore in the 10th round of the 2011 draft out of the University of Virginia...Drafted by the Cincinnati Reds in the 35th round of the 2010 draft but did not sign...Finished his career at UVA ranked among school leaders in wins (T-2nd, 27), appearances (4th, 91), strikeouts (4th, 267) and innings pitched (10th, 249.1)...Was a Biology major at UVA...Attended Midlothian High School in Midlothian, VA...His father, Philip Wilson, played in the San Diego Padres system from 1979-1981, reaching Class-A Salem in 1981...Married his wife, Chelsea, on 11/15/14; Chelsea, who played basketball at the University of Virginia, holds the record for most games played in UVA history (men or women) and she scored over 1,000 points and grabbed over 500 rebounds in her college career...His younger brother, Riley, was a member of the 2015 College World Series champions at the University of Virginia.

YR	Team	ORG	W-L	ERA	G	GS	CG	SV	IP	H	R	ER	HR	BB	SO
11	GCL Orioles (R)	BAL	0-0	.00	2	2	0	0	3.0	0	0	0	0	1	3
	Aberdeen (A)	BAL	0-0	2.10	6	6	0	0	30.0	19	7	7	4	4	24
12	Delmarva (A)	BAL	3-3	5.06	6	6	0	0	32.0	30	19	18	4	11	29
	Frederick (A)	BAL	7-7	3.49	19	19	0	0	111.0	95	49	43	12	19	114
13	Frederick (A)	BAL	1-1	4.48	11	11	0	0	62.1	57	34	31	4	25	48
	Bowie (AA)	BAL	7-5	3.83	16	16	1	0	89.1	85	40	38	13	22	70
14	Bowie (AA)	BAL	10-5	3.72	16	16	0	0	96.2	101	47	40	10	22	91
	Norfolk (AAA)	BAL	4-3	3.60	12	12	0	0	70.0	61	30	28	8	21	66
15	Norfolk (AAA)	BAL	5-5	3.24	17	17	0	0	94.1	94	35	34	8	18	63
	BALTIMORE(AL)	BAL	2-2	3.50	9	5	0	0	36.0	39	14	14	1	11	13
16	Norfolk (AAA)	BAL	2-0	4.56	6	6	0	0	23.2	26	12	12	1	3	20
	BALTIMORE (AL)	BAL	4-6	5.27	24	13	0	0	94.0	110	57	55	15	24	55
	Minor League Totals		39-29	3.69	111	111	1	0	612.1	568	273	251	64	146	528
	Major League Totals		6-8	4.78	33	18	0	0	130.0	149	71	69	16	35	68





MIKE WRIGHT

RHP

DOB: 1/3/90 **Opening Day Age:** 27 **B/T:** R/R
Height: 6-6 **Weight:** 215 **Service Time:** 1.027
Born: Bennettsville, SC **Resides:** Laurel Hill, NC
Acquired: Selected by Baltimore in the 3rd round of the 2011 draft
First MLB Win: 5/17/15 vs. LAA
First MLB Strikeout: 5/17/15 vs. LAA (Mike Trout)
Twitter: @Mikewright_Os

GAME CAREER-HIGHS

Strikeouts: 11, 8/21/14 @ DUR **IP:** 8.2, 8/21/14 @ DUR
Walks: 5, 2x, last: 6/11/16 @ TOR **ER Allowed:** 8, 6/17/16 vs. TOR

2016 HIGHLIGHTS

- Split the season between Baltimore and Norfolk, combining to go 7-8 with a 4.41 ERA in 31 games (25 starts)
- Made first career MLB Opening Day roster and earned a win in his first start of the season, April 12 at Boston
- With the Orioles, went 3-4 with a 6.22 ERA in 12 starts and posted a 3.27 ERA in six relief outings
- Earned a win over the defending World Series champion Royals on June 6 at Camden Yards (7.0 IP, 0 ER, 5 H, 2 BB, 4 K)
- Went 4-4 with a 3.07 ERA in 13 starts for Norfolk, as he allowed three earned runs or less in 11 of his 13 outings
- Held International League right-handed batters to a .197 average (30-152) with 28 strikeouts
- His four wins with Norfolk gave him 18 in his Tides career, ranking him 5th among Tides pitchers as an Orioles affiliate
- Over his last 34 games (33 starts) with Norfolk (dating back to 7/25/14), he's gone 16-7 with a 2.24 ERA (51 ER, 205.0 IP)
- Went 1-0 with a 1.08 ERA in three starts vs. Durham; Over 10 career starts vs. Durham, he's gone 3-1 with a 0.63 ERA (5 ER, 71.2 IP), allowing just 34 hits and 14 walks while striking out 46 as Bulls batters have hit .157 (34-216)

2015: Went 9-1 with a 2.22 ERA in 15 games (14 starts) for Norfolk...His nine wins were tied for the fourth-highest season total since the Tides became an Os affiliate in 2007 and tied for the fifth-most among Orioles minor leaguers in 2015...Opened the Triple-A season with eight straight victories before suffering his first loss of the season in a MLB rehab start on August 27 at Gwinnett...Went 4-0 with a 1.72 ERA (7 ER, 36.2 IP) in seven outings (six starts) at Harbor Park...Held IL batters to a .207 average, with right-handers batting just .188 (29-154) against him...Made MLB debut on May 17 vs. the Los Angeles Angels, earning the win after allowing four hits and striking out six over 7.1 shutout innings...His first strikeout as a big leaguer came in the first inning (Mike Trout)...After working 7.1 shutout innings in his MLB debut, was the ninth Orioles pitcher to toss a scoreless start in his MLB debut (first since Chris Waters on 8/5/08), and the first to do so at home since Anthony Telford (8/19/90)...Opened his Major League career with a 14.1 innings scoreless streak after 7.1 innings in his MLB debut and 7.0 innings on May 23 at Miami. According to Elias Sports Bureau, the last O's pitcher with at least 14.1 scoreless innings to start a career was Dave Ford in September, 1978 (Ford began his career with 15.0 scoreless innings)...Ended the season ranked as the #7 prospect in the Orioles system by MLB.com

2014: In 26 starts during his first full season at the Triple-A level, he went 5-11 with a 4.61 ERA...Over his final seven starts, he went 4-2 with a 0.95 ERA (5 ER, 47.1 IP)...Did not allow an earned run over his final three starts, over which he allowed two unearned runs on eight hits and six walks while striking out 24 over 22.2 innings...Ended the season by not allowing an earned run over his final 24.2 innings...Took a no-hitter into the ninth inning on August 21 at Durham; The Bulls got their first hit of that contest on a two-out, two-strike double by Mikie Mahtook, one batter after Tides shortstop Alexi Casilla made a throwing error that allowed the game to continue...Took a no-hitter into the seventh inning in game one of a doubleheader vs. Durham in his next start on August 29 before Mahtook lined a one-out single to break up another no-hit bid...His 26 starts tied for the 5th-most in the IL and were also tied for the most by a Tides pitcher since Norfolk became an O's affiliate in 2007...Named IL Pitcher of the Week on August 25...Rated by *Baseball America* as the #8 prospect in the Orioles system following the season.

2013: Earned the Jim Palmer Prize as the Orioles Minor League Pitcher of the Year...Ranked among Orioles minor leaguers in wins (T-1st, 11), strikeouts (2nd, 138) and ERA (3rd, 3.11)...Named to the Eastern League midseason All-Star team and picked up Game MVP honors after tossing a scoreless first inning...Ranked among Eastern League leaders in winning percentage (T-1st, .786), ERA (2nd, 3.26), wins (T-4th, 11), strikeouts per 9 IP ratio (5th, 8.52) and strikeouts (6th, 136)...Promoted to Norfolk on September 2 and made his Triple-A debut that day vs. Durham, tossing 6.2 shutout innings...Rated by *Baseball America* as the #8 prospect in the Orioles system following the year, and rated by the same publication as having the Best Slider among Orioles farmhands.

PERSONAL: Dennis Michael Wright, Jr. was selected in the third round of the 2011 draft out of East Carolina University...Majored in Physical Education while at ECU...Was the 94th selection in the 2011 draft, the 4th-highest selection in the history of the East Carolina program...Attended Whiteville High School (NC), where he was the Columbus County Player of the Year as a senior.

YR	Team	ORG	W-L	ERA	G	GS	CG	SV	IP	H	R	ER	HR	BB	SO
11	GCL Orioles (R)	BAL	0-0	.00	1	0	0	0	1.0	0	0	0	0	0	1
	Aberdeen (A)	BAL	2-1	3.77	7	7	0	0	31.0	29	15	13	3	6	29
	Delmarva (A)	BAL	1-1	10.54	4	1	0	0	13.2	21	16	16	3	4	12
12	Frederick (A)	BAL	5-2	2.91	8	8	0	0	46.1	47	16	15	3	5	35
	Bowie (AA)	BAL	5-3	4.91	12	12	0	0	62.1	71	38	34	7	17	45
13	Bowie (AA)	BAL	11-3	3.26	26	26	0	0	143.2	152	65	52	9	39	136
	Norfolk (AAA)	BAL	0-0	.00	1	1	0	0	6.2	6	0	0	0	0	2
14	Norfolk (AAA)	BAL	5-11	4.61	26	26	0	0	142.2	159	87	73	10	41	103
15	Norfolk (AAA)	BAL	9-1	2.22	15	14	0	0	81.0	59	21	20	4	25	63
	BALTIMORE (AL)	BAL	3-5	6.04	12	9	0	0	44.2	52	30	30	9	18	26
16	Norfolk (AAA)	BAL	4-4	3.07	13	13	0	0	76.1	72	30	26	8	14	48
	BALTIMORE (AL)	BAL	3-4	5.79	18	12	0	0	74.2	81	53	48	12	26	50
	Minor League Totals		42-26	3.71	113	108	0	0	604.2	616	288	249	47	151	474
	Major League Totals		6-9	5.88	30	21	0	0	119.1	133	83	78	21	44	76





AUSTIN WYNNS

C

DOB: 12/10/90 Opening Day Age: 25 B/T: R/R

Height: 6-2 Weight: 210 Service Time: 0.000

Born: Poway, CA Resides: Poway, CA

Acquired: Selected by Baltimore in the 10th round of the 2013 draft

First MLB Hit:

First MLB Home Run:

Twitter:

GAME CAREER-HIGHS

Hits: 4, 3x, last: 8/26/16 @ SAL
Runs: 3, 6/7/16 @ POR

RBI: 3, 5x, last: 4/10/16 @ MB
Hitting Streak: 14 games, 2014

2016 HIGHLIGHTS

- Split the year between Frederick (51 games), Bowie (21 games) & Norfolk (8 games), hitting .287 with six HR and 34 RBI
- With Frederick, batted .303 with five home runs, 20 RBI and a .351 on-base percentage in 51 games
- Posted a .997 fielding percentage with the Keys (1 error, 306 total chances) and threw out 40.4% of basestealers (19-47)
- Hit .377 (23-61) with a .424 OBP against Carolina League left-handed pitching
- Put together a 13-game hitting streak from August 12-27, over which he hit .420 (21-51) with home run and six RBI
- Batted .247 with seven doubles and 10 RBI in 21 games for Double-A Bowie
- Matched his career-high with four hits twice, June 19 at Erie (with Bowie) and August 26 at Salem (with Frederick)
- Threw out 57.1% of attempted basestealers with the Baysox, throwing out eight of 14
- Appeared in eight games with Norfolk, hitting .278 with one home run and four RBI in his first Triple-A action
- Hit first Triple-A home run on September 3 at Charlotte
- Between Frederick, Bowie and Norfolk, he threw out 45.3% of attempted basestealers (29-for-64)
- Appeared in 12 games for Peoria in the Arizona Fall League, hitting .300 with one home run and two RBI
- Played for Toros del Este in the Dominican Winter League, hitting .259 with one home run and 6 RBI in 17 games
- Rated by *Baseball America* as being the Best Defensive Catcher in the Orioles system heading into the 2017 season

2015: Spent majority of season with Class-A Frederick, where he hit .274 with three home runs and 28 RBI in 74 games... Batted .364 (24-66) with a .411 on-base percentage against left-handed pitching...Hit .307 (31-101) with eight doubles, two home runs and 11 RBI after the All-Star break...Had 16 multi-hit games with Frederick, including a season-high three hits on three different occasions...Homered in back-to-back games, August 1 and August 2 vs. Myrtle Beach...Threw out 23% (17 of 74) of attempted basestealers...Led Carolina League catchers with nine double plays...Played four games for Double-A Bowie from May 29 - June 7, batting .375 (6-16) with two doubles and three RBI.

2014: Spent most of the year with Class-A Delmarva, where he batted .252 with 16 doubles, one home run and 33 RBI in 85 games...Threw out 36.7% (29 of 79) of attempted basestealers...Had a 14-game hitting streak (June 29 to July 21) and a 12-game hitting streak (April 30 to May 16)...Hit safely in 12 consecutive home games, June 10 to July 30...Batted .343 (23-67) with 11 RBI and a .416 OBP in 19 games in July...Had three separate three-hit games, including an outing on August 10 at Lakewood in which he had two doubles, a home run and three RBI...Promoted to Frederick for the final five games of the season, where he hit .214 (3-14) with a double and four RBI.

2013: Was a midseason New York-Penn League All-Star with Class-A Aberdeen...Had a 10-game hitting streak from July 18-31, over which he batted .429 (15-35) with a .444 on-base percentage...Led NYPL catchers with a .995 fielding percentage (two errors in 371 total chances)...Ranked 8th among qualifying NYPL catchers by throwing out 20.7% of attempted basestealers (17 of 82)...Had four hits, July 24 vs. Vermont.

PERSONAL: Robert Austin Wynns was selected by Baltimore in the 10th round of the 2013 draft...Attended Fresno State University, the same school as Tides manager Ron Johnson...Named to the Mountain West Academic All-Conference Team during his senior season (2013)...Attended Poway High School (CA), where he won the California Interscholastic Federation Championship in 2008 and 2009.

YR	Team	ORG	AVG	G	AB	R	H	2B	3B	HR	RBI	BB	SO	SB	OBP
13	Aberdeen (A)	BAL	.235	54	187	11	44	7	0	0	21	13	33	1	.284
14	Delmarva (A)	BAL	.252	85	313	24	79	16	0	1	33	22	52	0	.306
	Frederick (A)	BAL	.214	5	14	3	3	1	0	0	4	3	0	0	.333
15	Bowie (AA)	BAL	.375	4	16	1	6	2	0	0	3	0	4	0	.375
	Frederick (A)	BAL	.274	74	230	21	63	16	0	3	28	26	39	2	.347
16	Bowie (AA)	BAL	.247	21	73	11	18	7	0	0	10	7	12	1	.309
	Frederick (A)	BAL	.303	51	188	23	57	10	0	5	20	13	32	0	.351
	Norfolk (AAA)	BAL	.278	8	18	3	5	1	0	1	4	0	2	0	.278
	Minor League Totals		.265	302	1039	97	275	60	0	10	123	84	174	4	.321



JIMMY YACABONIS RHP

DOB: 3/21/92 **Opening Day Age:** 25 **B/T:** R/R

Height: 6-3 **Weight:** 205 **Service Time:** 0.000

Born: Matawan, NJ **Resides:** Matawan, NJ

Acquired: Selected by Baltimore in the 13th round of the 2013 draft

First MLB Win:

First MLB Strikeout:

Twitter: @yacabone

GAME CAREER-HIGHS

Strikeouts: 5, 5/20/15 @ MB
Walks: 6, 4/9/15 vs. WS

IP: 3.0, 4x, last: 9/5/15 vs. WS
ER Allowed: 6, 6/29/14 @ POT

2016 HIGHLIGHTS

- Split the season between Class-A Frederick and Double-A Bowie, going 2-4 with 11 saves and a 2.64 ERA in 50 games
- His 11 saves between the two levels tied for third among Orioles minor leaguers
- Opened the year in Frederick, posting five saves and a 3.98 ERA in 16 relief outings
- 13 of his 16 appearances with the Keys were scoreless, as he held Carolina League batters to a .227 average
- Did not allow a run over his final eight outings with Frederick, as he held opponents to a .115 average (3-26)
- Promoted to Bowie on May 31 and spent the remainder of the year with the Baysox, as he went 2-2 with a 2.03 ERA
- Was a perfect 6-for-6 in save opportunities with the Baysox, and his six saves were second on the club (Jason Stoffel, 12)
- 28 of his 34 appearances with the Baysox were scoreless, and he allowed one earned run or less in 32 of his 34 outings
- Held Eastern League hitters to a .211 average, with right-handers hitting .202 and lefties batting .226
- Posted a 0.92 ERA (2 ER, 19.2 IP) in 15 home appearances with the Baysox
- Did not allow a run over an 11-game span from July 6 - August 1 (1-0, 3 saves, 13.2 IP, 9 H, 6 BB, 14 K)
- Pitched for Peoria in the Arizona Fall League, posting an 8.53 ERA (12 ER, 12.2 IP) in 12 relief appearances

2015: Spent the entire season with Class-A Frederick, going 3-3 with two saves and a 4.02 ERA in 43 games...His 43 relief appearances led the Keys and ranked second in the Carolina League...Led the CL with nine holds and paced the league's relievers with 9.48 strikeouts per nine innings pitched (66 strikeouts in 62.2 IP)...Posted a 2.48 ERA (8 ER, 29.0 IP) in 22 home appearances...20 of his 43 appearances saw him pitch more than 1.0 inning of relief...Did not surrender a home run until yielding two long balls in his 35th appearance of the season (August 7 at Myrtle Beach)...For the season, allowed just three home runs in 293 batters faced.

2014: Split the year between Delmarva and Frederick, going 1-5 with 14 saves and a 5.03 ERA...His 14 saves ranked third among Orioles minor leaguers and placed him third in the South Atlantic League...Opened the year with Delmarva, where he posted a 1.07 ERA and 14 saves in 21 games...Did not allow a run over his first 19 appearances (24.0 IP)...Named to the SAL midseason All-Star Team...Held South Atlantic League batters to a .113 average, with right-handers hitting just .100 (5-50) with 22 strikeouts against him...Held SAL batters to an .037 average (1-27) with runners in scoring position...Promoted to Frederick on June 22 and made 17 appearances with the Keys, going 0-4 with an 8.58 ERA...Struck out 23 but issued 28 walks in 28.1 innings of work...Held Carolina League batters to a .167 average (2-12) with RISP and two outs.

2013: Made his pro debut with Aberdeen, going 3-1 with four saves and a 1.52 ERA in 18 appearances for the IronBirds...Named a New York-Penn League All-Star...15 of his 18 appearances were scoreless...Held NYPL batters to a .149 average, with left-handers hitting .116 against him (5-43)...Did not surrender a home run in 119 batters faced...Posted a 0.47 ERA (1 ER, 19.0 IP) in 10 appearances at home...Allowed just one of 12 inherited runners to score.

PERSONAL: James Allin Yacabonis was selected by Baltimore in the 13th round of the 2013 draft...Attended Saint Joseph's University, where he set the single season saves record (10) for the Hawks and was a 2nd-Team Atlantic 10 All-Conference selection in 2013...Saint Joseph's University also produced former Tides left-hander and longtime big league pitcher Jamie Moyer...Attended Christian Brothers Academy in Lincroft, NJ, where he helped lead his team to the state championship his junior year...Also lettered in basketball while in high school...His grandfather played baseball professionally in Cuba.

YR	Team	ORG	W-L	ERA	G	GS	CG	SV	IP	H	R	ER	HR	BB	SO
13	Aberdeen (A)	BAL	3-1	1.52	18	0	0	4	29.2	15	5	5	0	14	28
14	Delmarva (A)	BAL	1-1	1.07	21	0	0	14	25.1	9	3	3	0	15	31
	Frederick (A)	BAL	0-4	8.58	17	0	0	0	28.1	34	27	27	2	28	23
15	Frederick (A)	BAL	3-3	4.02	43	0	0	2	62.2	74	41	28	3	33	66
16	Frederick (A)	BAL	0-2	3.98	16	0	0	5	20.1	17	9	9	2	6	21
	Bowie (AA)	BAL	2-2	2.03	34	0	0	6	44.1	34	13	10	2	14	46
Minor League Totals			9-13	3.50	149	0	0	31	210.2	183	98	82	9	110	215



MIKE YASTRZEMSKI OF

DOB: 8/23/90 Opening Day Age: 26 B/T: L/L

Height: 6-0 Weight: 185 Service Time: 0.000

Born: Andover, MA Resides: Andover, MA

Acquired: Selected by Baltimore in the 14th round of the 2013 draft

First MLB Hit:

First MLB Home Run:

Twitter: @mikeyaz18

GAME CAREER-HIGHS

Hits: 5, 7/5/14 @ LYNC

Runs: 3, 2x, last: 7/18/15 vs. HAR

RBI: 6, 6/1/14 @ LWD

Hitting Streak: 15 games, 2014

2016 HIGHLIGHTS

- Split the season between Double-A Bowie and Norfolk, hitting .234 with 13 home runs and 59 RBI in 127 games
- Opened the year in Bowie, hitting .268 with six home runs and 27 RBI in 33 games for the Baysox
- Hit two home runs and drove in three, April 21 vs. Harrisburg
- Homered in three of four games from May 8-11, driving in eight over that stretch
- Promoted to Norfolk on May 16 and made his debut that night at Pawtucket, going 2-4 with a game-tying RBI triple
- Playing in front of friends and family close to home, he hit his first Triple-A home run on May 17 at Pawtucket
- Over his first 10 games with Norfolk, hit .405 (15-37) with six multi-hit games, two home runs and seven RBI
- Combined to drive in 23 runs between Bowie and Norfolk in May, which tied for 15th in all of Minor League Baseball
- Reached base safely in 20 straight games from August 7 - September 3, posting a .407 OBP with 10 RBI over that span
- Played 85 games in the outfield for the Tides (42 in center field, 27 in left field and 17 in right field)
- 32 of his 75 hits with the Tides went for extra bases (42.7 %)

2015: Spent entire season with Double-A Bowie, hitting .246 with 30 doubles, six home runs and 59 RBI in 128 games... Led Baysox in games (128), at-bats (476), walks (43) and sacrifice flies (7) while tying for team lead in triples (6)...Batted .406 (13-32) with two home runs and eight RBI in nine playoff games as Bowie won Eastern League title...Named to the Eastern League midseason All-Star Team...His 30 doubles set a career high and tied for the third-most in the Eastern League...Set career high with 63 runs scored, a mark that ranked 10th in the Eastern League...Had a 13-game hitting streak from April 25 - May 9, over which he hit .379 (22-58) with seven RBI and 11 runs...Put together six consecutive multi-hit games, April 27 to May 3...Tied a Bowie season-high by recording four walks, August 2 vs. Trenton...Hit .500 (6-12) with one double, two triples and 15 RBI with the bases loaded...Hit three of his six home runs over a five-game span, August 25-29...Played 53 in games in left field, 40 games in right field and 34 games in center field...Played in 16 games for Peoria of the Arizona Fall League, batting .208 (11-53) with one home run and eight RBI

2014: Split his season between Delmarva, Frederick and Bowie, as he combined to hit .288 with 14 home runs and 75 RBI...Led all minor leaguers with 16 triples and tied for 15th in MiLB with 64 extra-base hits...Ranked among Orioles minor leaguers in RBI (4th, 75), home runs (5th, 14) and average (T-10th, .288)...Opened year with Delmarva and hit .306 with 10 home runs, 10 triples and 44 RBI in 63 games...Named to South Atlantic League Midseason All-Star Team...Went 3-for-6 with two triples, one double and six RBI, June 1 at Lakewood...Homered twice and drove in four, June 3 at Hagerstown...Hit safely in each of his final 20 home games with Delmarva, the longest home hitting streak in the SAL in 2014...Promoted to Frederick on June 19 and hit .312 with 10 extra-base hits and 19 RBI in 23 games with the Keys...Hit for the cycle on July 5 at Lynchburg, as he finished 5-for-6 with two doubles, a triple, a home run, three runs scored and five RBI; Was the first cycle by a member of the Keys since Jeff Fiorentino accomplished the feat on 5/2/05...Hit safely in 17 of his 23 games with the Keys before being promoted to Bowie on July 17...In his first game with the Baysox (7/17 at Altoona), went 4-for-5 with a triple and two runs scored...After the season, rated as the #9 prospect and the Best Defensive Outfielder in the Orioles organization according to *Baseball America*.

2013: Spent first professional season with short season Aberdeen, where he batted .273 with 13 doubles and 25 RBI in 57 games...Named Organizational Player of the Month for July, as hit he .337 (31-92) with two home runs and 12 RBI...Was selected to the New York-Penn League All-Star Game.

PERSONAL: Michael Andrew Yastrzemski was selected by Baltimore in the 14th round of the 2013 draft...Was selected by Boston in the 36th round of the 2009 draft and by Seattle in the 30th round of the 2012 draft but did not sign...Attended Vanderbilt University, where he was named First Team All-SEC and as an NCBWA Third Team All-American in 2013...Majored in Crime and Society at Vanderbilt...Was a teammate of fellow O's farmhand Jason Esposito while with the Commodores...Attended St. John's Preparatory School in Danvers, MA, where he was a teammate of Orioles draft pick and Notre Dame basketball star Pat Connaughton...St. John's prep is also the same high school that produced Notre Dame football coach Brian Kelly and former Norfolk Tides infielder Matt Antonelli...Is the grandson of Hall of Famer Carl Yastrzemski, an 18-time All-Star who played his entire 23-year career with the Boston Red Sox...His father, Mike, was a third round pick of the Atlanta Braves in 1984 and played for the White Sox at the Triple-A level.

YR	Team	ORG	AVG	G	AB	R	H	2B	3B	HR	RBI	BB	SO	SB	OBP
13	Aberdeen (A)	BAL	.273	57	205	28	56	13	4	3	25	24	44	8	.362
14	Delmarva (A)	BAL	.306	63	258	52	79	14	10	10	44	19	64	12	.365
	Frederick (A)	BAL	.312	23	93	21	29	7	2	1	19	8	16	5	.364
	Bowie (AA)	BAL	.250	43	184	23	46	13	4	3	12	14	34	1	.310
15	Bowie (AA)	BAL	.246	128	476	63	117	30	6	6	59	43	100	8	.316
16	Bowie (AA)	BAL	.268	33	127	27	34	5	0	6	27	19	20	4	.361
	Norfolk (AAA)	BAL	.221	94	339	41	75	21	4	7	32	42	98	10	.312
	Minor League Totals		.259	441	1682	255	436	103	30	36	218	169	376	48	.334





GABRIEL YNOA RHP

DOB: 5/26/93 **Opening Day Age:** 23 **B/T:** R/R

Height: 6-2 **Weight:** 205 **Service Time:** 0.038

Born: La Vega, DR **Resides:** La Vega, DR

Acquired: Trade with New York Mets in exchange for cash considerations, February 10, 2017

First MLB Win: 8/13/16 vs. SD (MLB debut)

First MLB Strikeout: 8/13/16 vs. SD (Adam Rosales)

Twitter:

GAME CAREER-HIGHS

Strikeouts: 11, 6/6/14 @ DUN

Walks: 5, 4/17/15 vs. HAR

IP: 9.0, 2x, last: 7/2/15 @ ERI

ER Allowed: 10, 6/13/16 vs. REN

2016 HIGHLIGHTS

- Split the year between Triple-A Las Vegas and New York in the Mets system
- Ranked among Pacific Coast League leaders in innings pitched (3rd, 154.1), wins (T-4th, 12) and ERA (11th, 3.97)
- Named a PCL midseason All-Star after going 9-3 with a 4.19 ERA in 18 starts before the break
- Led PCL pitchers in fielding percentage, as he did not make an error in 45 total chances
- Ranked third among qualifying PCL pitchers in caught stealing percentage (7 caught stealing in 12 attempts, 58.3 %)
- Among Mets farmhands, tied for 2nd in wins (12) and ranked 11th in ERA (3.97)
- Won five straight starts with Las Vegas from April 26 - May 17, going 5-0 with a 2.38 ERA (9 ER, 34.0 IP) over that span
- Tossed at least 5.0 innings in 23 of his 25 starts with the 51s, including a season-high 8.0 IP on three occasions
- Held PCL right-handers to a .241 average (73-303)
- Had two stints with the Mets (August 13-18, September 1 - end of season), going 1-0 with a 6.38 ERA in 10 games (3 GS)
- Made his MLB debut on August 13 and earned a win with 1.0 scoreless inning of relief, becoming the first Mets reliever to earn a win in his MLB debut since Kenny Greer on 9/29/93. Teammate Robert Gselmman would accomplish the same feat a week later, with the duo becoming the first pair of Mets relievers to win their debuts since Rick Aguilera and Roger McDowell did so in 1985.

- Posted a 3.18 ERA (4 ER, 11.1 IP) as a starter with the Mets and a 11.57 ERA (9 ER, 7.0 IP) in seven games in relief
- Struck out a season-high eight batters over 4.2 innings, September 18 vs. Minnesota

2015: Spent the whole season with Double-A Binghamton...Put together back-to-back complete games, 6/27 (8.0 innings) at Akron and 7/2 at Erie (9.0 innings)...Tossed a nine-inning one-hitter at Erie with no walks and six strikeouts on 7/2...For the year, he had one 9.0-inning outing, two 8.0-inning outings, one outing of 7.2 innings and five 7.0-inning games...Went 3-2 with a 1.95 ERA in five July starts; worked 37.0 innings and permitted 25 hits, eight runs, earned, with two walks and 24 strikeouts...Walked 31 batters in 152.1 innings, an average of 1.83 walks per nine innings...Made one relief appearance, August 26 vs. Erie, and pitched two scoreless innings.

2014: Split the year between Class-A St. Lucie of the Florida State League and Double-A Binghamton of the Eastern League...Joined Binghamton on June 30...For the season he was a combined 11-4 in 25 starts with a 4.07 ERA...In 148.1 innings, he gave up 169 hits, 72 runs, 67 earned, and 25 walks with 106 strikeouts.

2013: Spent the whole year with Class-A Savannah...Was named the Sterling Organizational Pitcher of the Year...Won 17 games, including two in the postseason for Savannah (A) of the South Atlantic League, which led all Mets minor leaguers and the SAL...Was named the South Atlantic League's Most Outstanding Pitcher and was named to the SAL All-Star team...Also named the Topps' South Atlantic League Player of the Year.

2012: Spent the entire season with Class-A Brooklyn...Had a 2.23 ERA (19 ER, 76.2 IP) over 13 starts for Brooklyn (A) of the New York-Penn League...Named to the NYPL All-Star team.

2010-2011: Spent his first two seasons in Rookie-Class, combining for a 7-6 record with a save in 128.1 IP (26 games, 19 starts), allowing 36 ER (2.52 ERA) and struck out 62 to 12 walks.

PERSONAL: Gabriel Ynoa Gomez was acquired by Baltimore from the New York Mets, in exchange for cash considerations, 2/10/17...Originally signed by the Mets as a free agent on 11/19/09...Graduated from Liceo Don Pepe Alvarez High School in La Vega, Dominican Republic.

YR	Team	ORG	W-L	ERA	G	GS	CG	SV	IP	H	R	ER	HR	BB	SO
10	DSL Mets2 (R)	NYM	5-3	1.99	14	12	1	0	72.1	63	22	16	1	8	35
11	GCL Mets (R)	NYM	2-3	3.00	10	7	0	0	48.0	51	17	16	1	4	21
	Kingsport (R)	NYM	0-0	4.50	2	0	0	1	8.0	6	4	4	4	0	6
12	Brooklyn (A)	NYM	5-2	2.23	13	13	0	0	76.2	61	25	19	1	10	64
13	Savannah (A)	NYM	15-4	2.72	22	22	1	0	135.2	123	45	41	9	16	106
14	St. Lucie (A)	NYM	8-2	3.95	14	14	0	0	82.0	95	40	36	7	13	64
	Binghamton (AA)	NYM	3-2	4.21	11	11	2	0	66.1	74	32	31	9	12	42
15	Binghamton (AA)	NYM	9-9	3.90	25	24	2	0	152.1	157	70	66	14	31	82
16	Las Vegas (AAA)	NYM	12-5	3.97	25	25	0	0	154.1	170	77	68	15	40	78
	NEW YORK (NL)	NYM	1-0	6.38	10	3	0	0	18.1	26	13	13	0	7	17
Minor League Totals			59-30	3.36	136	128	6	1	795.2	800	332	297	61	134	498
Major League Totals			1-0	6.38	10	3	0	0	18.1	26	13	13	0	7	17



MICHAEL ZOUZALIK RHP

DOB: 7/13/90 Opening Day Age: 26 B/T: L/R

Height: 6-3 Weight: 195 Service Time: 0.000

Born: Austin, TX Resides: Georgetown, TX

Acquired: Signed by Baltimore as a minor league free agent, 10/14/15

First MLB Win:

First MLB Strikeout:

Twitter: @dragon__34

GAME CAREER-HIGHS

Strikeouts: 7, 4/20/16 vs. WIL

IP: 3.2, 5/15/16 vs. MB

Walks: 3, 8/3/16 @ REA

ER Allowed: 6, 8/13/16 vs. POT

2016 HIGHLIGHTS

- Appeared in 44 games between three levels in the Orioles system, going 2-1 with a 3.54 ERA and 11 saves in 73.2 IP
- Between the three levels, he set career highs in IP (73.2), strikeouts (58) and saves (11)
- Spent majority of the season with Class-A Frederick, where he led the team with 11 saves in 14 opportunities
- Struck out a season-high seven batters on April 20 vs. Wilmington, allowing one hit over 3.0 shutout innings of relief
- Posted a 0.59 ERA (1 ER, 15.1 IP) with 12 strikeouts and two walks in 10 appearances in June
- Earned his first two wins in the Orioles system in back-to-back appearances with Bowie on July 1 & July 5
- Made Triple-A debut on August 21 vs. Durham, allowing one hit and one walk with three strikeouts over 3.0 shutout IP

2015: Spent entire season with the St. Paul Saints of the Independent American Association, going 4-1 with three saves and a 2.06 ERA in 39 games...Awarded the American Association Rookie of the Year after leading the league in WHIP (0.75) and leading St. Paul in ERA...Struck out 49 while issuing just 13 walks in 48.0 IP.

2014: Spent season with the Wichita Wingnuts of the Independent American Association...Posted a 4-0 record with a 3.06 ERA and 31 strikeouts in 47 innings...Helped the Wingnuts win the AA championship in a three-game sweep over the Lincoln Saltdogs.

2013: Tossed 2.0 scoreless innings in his professional debut in the Texas Rangers organization with Short-Season A Spokane, 6/15 against Everett...Posted a six-game scoreless streak (8.1 IP) with Spokane from 7/16-8/3...Struck out a season-high four batters (2.1 IP) on August 15 at Carolina...Held right handers to a .206 average (14-68).

PERSONAL: Michael Ervan Zouzalik was signed by Baltimore as a minor league free agent on October 14, 2015...Attended the University of Texas-Pan American after playing at Cisco (TX) Junior College and Vista Ridge (TX) High School...Went 4-1 with a 3.81 ERA in 13 games (eight starts) during his collegiate senior season (2012), earning All-Great West Conference Second Team honors...Played with his twin brother, Zach (RHP), at UTPA for two seasons...Signed a contract with the Texas Rangers to participate in the Rangers Arizona Instructional League after going undrafted...Of the 1,343 players to ever play for the Norfolk Tides at the Triple-A level, Zouzalik's surname is last alphabetically.

YR	Team	ORG	W-L	ERA	G	GS	CG	SV	IP	H	R	ER	HR	BB	SO
13	Spokane (A)	TEX	2-0	1.35	14	0	0	4	20.0	13	3	3	1	6	14
	Myrtle Beach (A)	TEX	2-0	3.95	9	0	0	1	13.2	15	8	6	0	8	13
14	Wichita (IND)	--	4-0	3.06	47	0	0	0	47.0	46	18	16	3	16	31
15	St. Paul (IND)	--	4-1	2.06	39	0	0	3	48.0	23	11	11	2	13	49
16	Bowie (AA)	BAL	2-0	3.00	12	0	0	0	24.0	26	8	8	1	7	15
	Norfolk (AAA)	BAL	0-0	3.12	3	0	0	0	8.2	6	3	3	1	2	4
	Frederick (A)	BAL	0-1	3.95	29	0	0	11	41.0	38	21	18	5	11	39
	Minor League Totals		6-1	3.19	67	0	0	16	107.1	98	43	38	8	34	85
	Independent League Totals		8-1	2.56	86	0	0	3	95.0	69	29	27	5	29	80

INTERNATIONAL LEAGUE



The Scranton/WB RailRiders celebrate their 2016 Governors' Cup Championship.





**55 South High Street, Suite 202
Dublin, OH 43017**
Phone: (614) 791-9300 Fax: (614) 791-9009
www.ilbaseball.com office@ilbaseball.com

President Randy Mobley
 Vice President Dave Rosenfield
 Assistant to the President Chris Sprague
 Corporate Secretary Max Schumacher
 Office Manager Gretchen Addison



Randy Mobley

Randy Mobley is in his 27th season as President of the International League after being conveyed the title at the Winter Meetings in December of 1990.

He started work in baseball as a part-time intern with the Columbus Clippers in 1980 in exchange for graduate school credit. After completing his schoolwork, Mobley moved into a full-time intern position with the Clippers before being hired as an Administrative Assistant in September, 1981.

Mobley moved on to become the Assistant Director of Advertising and Stadium Operations in November of that same year and remained in that position until November of 1982. He held two other positions with the Clippers (Director of Public Relations and Director of Group Sales) before leaving the club in November, 1985.

On November 1, 1985, Mobley was hired to fill the newly created position of Administrator of the International Baseball League and stayed at that post until being elected President of the American Association and Commissioner of the Triple-A Alliance.

A year later, he was elected as President of the International League. He retained his duties with the American Association and the Triple-A Alliance.

After the Triple-A Alliance dissolved in November, 1991, Mobley continued in his role as President of the International League of Professional Baseball Clubs.

During his post as President, Mobley has taken on many other duties including Chairman of Minor League Baseball Council of League Presidents (since 1992), Co-Chairman of the National Association of Professional Baseball Leagues/Major League Baseball Rules and Policy Review Committee. He is the first person to be given the Warren Giles Award (presented annually to a league president by Minor League Baseball). He was also the 2002 recipient of the *Baseball America* Minor League Executive of the Year Award.

PRESIDENTS OF THE INTERNATIONAL LEAGUE			
1884	Henry Diddlebock	1918	John H. Farrell
1885	W.S. Arnold	1919	David L. Fultz
1886	F.R. Winne	1920 - 1928	John C. Toole
1887	Frank T. Gilbert	1929 - 1936	Charles H. Knappe
1888	E. Strachen Cox	1936	Warren Giles
1889	Riley V. Miller	1937 - 1960	Frank J. Shaughnessy
1890 - 1892	Charles D. White	1961 - 1965	Thomas Richardson
1893 - 1905	Patrick Powers	1966 - 1976	George H. Sisler, Jr.
1906	Harry L. Taylor	1977	Roy Jackson
1907 - 1910	Patrick Powers	1977 - 1990	Harold M. Cooper
1911 - 1917	Ed Borrow	1991 - Present	Randy A. Mobley

INTERNATIONAL LEAGUE HALL OF FAME

Created by the International League Baseball Writers' Association, the International League Hall of Fame originated on June 12, 1947 when nine former players, managers and League officials were formally inducted into the Hall's first class. The induction included the unveiling of the International League Hall of Fame plaque at the League's New York City offices located in the Ruppert Building at 535 Fifth Avenue.

From 1948 until 1960, a class of three individuals was inducted into the HOF every year. In 1961, '62 and '63, a class of one was inducted annually. For unknown reasons, no inductions were made between 1964 and 2006, and the roster of inductees remained at 51. Speculation is that with the demise of the League's Writers' Association, the selection process went dormant.

With the passing of the only three-time International League Most Valuable Player (1953, '55, '58), two-time Triple Crown Winner (1955, '58) and IL Hall of Famer Glenn "Rocky" Nelson (class of '60) in October, 2006, no living Hall of Fame members remained.

In July, 2007, League Directors unanimously passed legislation during the League's All-Star Game meeting in Albuquerque, NM, to re-establish the Hall of Fame. Former League Presidents Harold Cooper and George Sisler, Jr. were inducted in 2007, while 27 additional inductees were chosen by the Anniversary Committee and enshrined in January, 2008.

A total of 14 inductees were enshrined in 2009, while seven inductees were announced in 2010. Starting with 2011, up to three inductees have been nominated by fans, media and executives. Those nominated are then elected by eligible voters.

Player	Year Inducted	Club(s)	Player	Year Inducted	Club(s)
Aaron, Tommy	2008	ATL, RMD	Mele, Albert "Dutch"	2009	BAL, SYR, JC
Alexander, Dale	2008	TOR, NEW	Merkle, Fred	1953	ROC, REA
Altobelli, Joe	2008	COL, TOR, MON, SYR, ROC	Merrill, Carl "Stump"	2009	COL
Alston, Walter	2010	MON	Meyer, Bill	1949	NEW
Arlett, Russell "Buzz"	2009	BAL, SYR	Miley, Dave	2014	IND, LOU, COL, SWB
Balboni, Steve	2011	COL	Mondor, Ben	2008	PAW
Barrett, Charles "Red"	2009	SYR, BUF, TOR	Morgan, Joe	2008	CHA, ATL, JAX, COL, PAW
Baylor, Don	2010	ROC	Montoyo, Charlie	2016	OTT, SWB, DUR
Bentley, Jack	1958	BAL, NEW, ROC	Moss, Howie	1960	JC, BAL, SPR
Berly, Jack	1955	ROC, BAL, TOR	Muelens, Hensley	2016	COL, OTT, IND
Betzler, Christian "Bruno"	1957	MON, JC, SYR, TOR	Murray, Billy	1952	BUF, PRO, JC
Boggs, Wade	2011	PAW	Nelson, Glenn "Rocky"	1947	ROC, MON, TOR
Boley, Joe	1954	BAL	Ogden, Jack	1951	NEW, ROC, BAL
Bombard, Marc	2015	SWB, CHA	O'Neill, Steve	1957	REA, TOR, BUF
Boone, Ike	1957	NEW, JC, TOR	Onslow, Ed	1948	PRO, TOR, ROC, BAL, NEW
Brant, Marshall	2015	TID, COL	Parnham, James "Rube"	1963	BAL, REA, NEW
Brown, Joe	1962	REA, NEW, SYR, ROC, JC, BUF, TOR	Parrish, Larry	2013	TOL
Buford, Don	2008	IND	Pennock, Herb	1961	PRO, BUF
Carnegie, Ollie	1947	BUF	Petagine, Roberto	2009	NOR, IND, PAW
Carswell, Frank	2010	BUF	Porter, Dick	1956	BAL, NEW, SYR, TOR
Cazen, Walter	2009	BAL, SYR, ROC	Powers, Pat	1960	TRE, JC, ROC, BUF
Collins, James "Rip"	1951	ROC	Puccinelli, George	2008	ROC, NEW, BAL
Cook, Gene	2008	TOL	Quellich, George	2008	ROC, BAL, REA, NEW, ALB
Cooper, Harold	2007	COL, Int. League	Rice, Jim	2008	PAW
Crabtree, Estel	1953	ROC	Richmond, Don	2013	TOR, BAL, ROC, SYR, MIA
Demeter, Steve	2009	BUF, TOR, ROC, SYR, CHR	Ripken, Cal Jr	2011	ROC
Derry, Russ	2008	NEW, ROC	Ripple, Jimmy	1948	MON, ROC, TOR
Dunn, Jack	1950	TOR, PRO, BAL	Robinson, Jackie	1947	MON
Easter, Luke	2008	OTT, BUF, ROC	Rosenfield, Dave	2008	NOR
Earnshaw, George	1956	BAL	Rudolph, Dick	1958	TOR
Eiland, Dave	2012	COL, CHA, DUR	Ryba, Mike	2010	ROC
Ens, Jewel	1950	PRO, SYR	Sankey, Ben	1947	MON, SYR, BUF
Evers, Bill	2012	COL, DUR	Sauer, Hank	2008	SYR
Garr, Ralph	2008	RMD	Schoendienst, Red	2009	ROC
Gilhooley Sr., Frank	2008	MON, BUF, REA, TOR, ROC, JC	Seeds, Bob	2010	ROC
Grich, Bobby	2010	ROC	Selkirk, George	1959	ROC, JC, NEW, TOR
Grove, Robert "Lefty"	2008	BAL	Shaughnessy, Frank	1947	SYR, PRO, REA, MON
Hamlin, Luke	1955	TOR	Short, Bill	2009	RMD, ROC, COL
Hauser, Joe	2008	BAL	Silver, Morrie	2008	ROC
Herrera, Frank "Pancho"	2008	SYR, MIA, BUF, COL	Simone, Anthony "Tex"	2008	SYR
Holly, Ed	1949	ROC, MON, TOR, NEW	Sisler Jr., George	2007	ROC, COL, Int. League
Hopper, Clay	2009	MON	Smythe, William "Harry"	1959	BAL, MON
Howley, Dan	1950	MON, TOR	Southworth, Billy	1947	ROC, TOR
Hutchinson, Fred	1954	BUF	Stallings, George	1959	TOR, TOL, BUF, NEW, ROC, MON
Jacobsen, Merwin	1955	ROC, TOR, BAL, JC, NEW	Stevens, Ed	2009	MON, TOR, ROC
Jones, Mark	2013	TOR, SYR	Tamburro, Mike	2012	PAW
Keller, Charlie	1947	NEW	Thomas, Alphonse "Tommy"	1948	BUF, BAL
Kelly, Bill	1954	BUF, NEW, ROC, SPR	Tiefenauer, Bobby	2008	ROC, TOR, CHA, ATL, TOL
Kisinger, Charles "Rube"	2009	TOR, BUF, JC	Toporcer, George	1949	SYR, ROC, JC, BUF
Knight, Joe	2009	10 IL Clubs	Tucker, Ollie	2008	BUF, SYR
Labruzzo, Don	2015	BUF, SYR, ROC	Triplett, Coaker	2010	BUF
Lanigan, Ernest	1947	International League	Verdi, Frank	2008	SYR, COL, ROC, TOL, TID
Lasorda, Tommy	2008	MON	Walker, Fred "Dixie"	1947	JC, TOR, NEW, ROC, TOR
Maisel, Frederick "Fritz"	1959	BAL	Walker, Harry "The Hat"	2009	ROC, ATL, JAC
Mamaux, Al	1951	REA, NEW, ALB	Walsh, Jimmy	1958	BAL, AKR, NEW, JC, BUF, TOR
Manley, William	1953	International League	Weber, Jim	2014	TOL
Manto, Jeff	2014	BUF, SYR, PAW, NOR, SWB, RICH	Whitman, Hobart "Rabbit"	2008	NEW, PRO, REA, BUF, JC, MON, ALB
McCarthy, Joe	1956	BUF	Wilson, Archie	2008	BUF, BAL, TOR
McGowan, Fred	1947	NEW, BAL, BUF	Wiltse, George	1952	JC, BUF, REA



International League President Randy Mobley presents longtime Tides General Manager Dave Rosenfield with his IL Hall of Fame Award prior to a game at Harbor Park on July 30, 2008.

INTERNATIONAL LEAGUE UMPIRES

Crew 1

Ryan Additon (CC)
31 - Davie, FL
2nd year in Triple-A
Jeremie Rehak
29 - Monroeville, PA
2nd year in Triple-A
Adam Beck
28 - Winter Springs, FL
1st year in Triple-A

Crew 2

Alex Tosi (CC)
29 - Lake Villa, IL
2nd year in Triple-A
Eric Gillam
32 - Roscoe, IL
2nd year in Triple-A
Brian Peterson
29 - Wilmington, DE
1st year in Triple-A

Crew 3

John Bacon (CC)
33 - Sebring, OH
6th year in Triple-A
Ryan Wills
29 - Williamsburg, VA
1st year in Triple-A
Brennan Miller
25 - Woodbridge, VA
1st year in Triple-A

Crew 4

Jeremy Riggs (CC)
31 - Suffolk, VA
2nd year in Triple-A
Blake Carnahan
28 - Crystal River, FL
1st full year in Triple-A
Michael Wiseman
29 - White Lake, MI
1st year in Triple-A

Crew 5

Shane Livensparger (CC)
33 - Jacksonville Beach, FL
3rd full year in Triple-A
Ryan Clark
29 - McDonough, GA
2nd year in Triple-A
Scott Costello
32 - Barrie, Canada
1st year in Triple-A

Crew 6

Jansen Visconti (CC)
29 - Latrobe, PA
3rd year in Triple-A
James Rackley
33 - Lady Lake, FL
2nd year in Triple-A
Charlie Ramos
29 - Grand Rapids, MI
1st year in Triple-A

Crew 7

Dan Merzel (CC)
29 - Durham, NC
2nd year in Triple-A
Robert Moreno
29 - Cumana, Venezuela
3rd year in Triple-A
Christopher Graham
31 - Newmarket, Canada
1st year in Triple-A

Roving Umpires

Sean Barber
31 - Lakeland, FL
6th year in Triple-A
Nic Lentz
27 - Holland, MI
4th year in Triple-A
Chris Segal
34 - Burke, VA
7th year in Triple-A

Toby Basner
32 - Snellville, GA
8th full year in Triple-A
Roberto Ortiz
32 - Kissimmee, FL
4th year in Triple-A
Chad Whitson
35 - Dublin, OH
7th year in Triple-A

Umpire Assignment for Tides Home Games (subject to change)

April 10-16	Crew 5	June 16-18	Crew 6	August 21-24	Crew 4
April 25-30	Crew 2	June 26 - July 3	Crew 4	August 28-31	Crew 6
May 5-7	Crew 4	July 13-16	Crew 3		
May 15-21	Crew 3	July 24-30	Crew 6		
May 30 - June 4	Crew 1	August 4-6	Crew 4		
June 13-15	Crew 7	August 15-20	Crew 7		

BUFFALO BISONS




Buffalo Bisons
 One James D. Griffin Plaza
 Buffalo, NY 14203
 Phone: (716) 846-2000
 Press Box Phone (716) 846-2215
 Twitter: @BuffaloBisons
 www.bisons.com



Triple-A Affiliate of the Toronto Blue Jays (Since 2013)



President Robert E. Rich, Jr.
 General Manager Mike Buczkowski
 PR Director Brad Bisbing (BBisbing@bisons.com)
 PR Phone Number (716) 846-2019
 Radio Broadcasters Ben Wagner, Duke McGuire
 Flagship Station ESPN 1520 AM
 2016 Record 66-78 (5th, IL North)
 2016 Attendance 562,755 (8,039 per game - 5th in International League)
 Beat Writer Mike Harrington, Buffalo News, (716) 849-4461
 Governors' Cup Titles 6 (1933, 1936, 1957, 1961, 1998, 2004)



Bobby Meacham

2017 Buffalo Coaching Staff

Manager Bobby Meacham
 Pitching Coach Bob Stanley
 Hitting Coach Devon White
 Position Coach Aaron Matthews
 Athletic Trainer Voon Chong

Did You Know?

Bobby Meacham is the second former Bisons player to return to manage the Bisons in the modern era, joining current Arizona Diamondbacks manager, Torey Lovullo.



Coca-Cola Field Facts

Capacity 16,907 Year Opened 1988 Dimensions LF - 325, CF-404, RF-325

Series Notes

Buffalo leads all-time series, 97-68

Longest Tides winning streak4 (August 13, 2014 - April 28, 2015)
 Longest Bisons winning streak7 (June 16, 1998 - June 12, 1999)
 Last Tides 4-game sweep in NorfolkNever
 Last Tides 4-game sweep in BuffaloNever
 Last Bisons 4-game sweep in NorfolkJune 16 - June 19, 2003
 Last Bisons 4-game sweep in BuffaloJune 24 - June 27, 2011
 Best season series record vs. Buffalo5-2, 2015
 Worst season series record vs. Buffalo1-7, 2x, last: 2005

2017 Matchups

April 18Coca-Cola Field, 6:05
 April 19Coca-Cola Field, 6:05
 April 20Coca-Cola Field, 1:05
 April 25Harbor Park, 6:35
 April 26Harbor Park, 6:35
 April 27Harbor Park, 12:05

Last 10 Years (BUF leads 42-35)

2007Tied, 4-4
 2008Norfolk, 4-3
 2009Buffalo, 4-3
 2010Buffalo, 6-2
 2011Buffalo, 6-2
 2012Norfolk, 5-3
 2013Tied, 4-4
 2014Buffalo, 5-3
 2015Norfolk, 5-2
 2016Norfolk, 4-2

Toronto Blue Jays Minor League Affiliates

Buffalo BisonsInternational League (AAA)
 New Hampshire Fisher CatsEastern League (AA)
 Dunedin Blue JaysFlorida State League (A)
 Lansing LugnutsMidwest League (A)
 Vancouver CanadiansNorthwest League (A)
 Bluefield Blue JaysAppalachian League (A)

Buffalo Award Winners

Most Valuable Player

Frank McGowan (1936)
 Ollie Carnegie (1938)
 Freddie Hutchinson (1941)
 Archie Wilson (1951)
 Mike Baxes (1957)
 Frank Herrera (1959)
 Ted Savage (1961)
 Jhonny Peralta (2004)
 Matt Hague (2015)

Rookie of the Year

Walter Craddock (1957)
 Bob Wine (1960)

Manager of the Year

Joel Skinner (2000)
 Eric Wedge (2001)
 Marty Brown (2004)

Most Valuable Pitcher

None

Toronto Blue Jays Top-10 Prospects (MLB.com)

No	PLAYER	POS	DOB	B-T	HGT	WGT	2016 Notable
1.	Vladimir Guerrero Jr.	3B	03/16/99	R-R	6'1	200	46 RBI in 62 games with Bluefield (R)
2.	Sean Reid-Foley	RHP	08/30/95	R-R	6'3	220	2nd in TOR system in strikeouts (130)
3.	Anthony Alford	OF	7/20/94	R-R	6'1	215	80 hits in 92 games at Class-A Dunedin
4.	Richard Urena	SS	02/26/96	S-R	6'1	185	5th in TOR system in average (.295)
5.	Rowdy Tellez	1B	03/16/95	L-L	6'4	220	1st in TOR system in HR (23); .297 AVG
6.	Conner Greene	RHP	04/04/95	R-R	6'3	185	10 wins with a 3.51 ERA (A and A+)
7.	T.J. Zeuch	RHP	08/01/95	R-R	6'7	225	38 Ks to 7 BBs in 34.0 IP (R, A- and A)
8.	Jonathan Harris	RHP	10/16/93	R-R	6'4	175	1st in TOR system in ERA (2.71), T-2nd Wins (11)
9.	Bo Bichette	2B/SS	03/05/98	R-R	6'0	200	Hit .427 (35-82) in 22 games in the GCL
10.	Justin Maese	RHP	10/24/96	R-R	6'3	190	2.94 ERA, 82.2 IP in 15 starts (A- and A)



CHARLOTTE KNIGHTS



Charlotte Knights
 324 South Mint Street
 Charlotte, NC 28202
 Phone: (704) 274-8300
 Press Box Phone: (704) 274-8203
 Twitter: @KnightsBaseball
 www.charlotteknights.com



Triple-A Affiliate of the Chicago White Sox (Since 1999)



OwnerDon Beaver
 General Manager Rob Egan
 PR DirectorTommy Viola (TommyV@charlotteknights.com)
 PR Phone Number(704) 274-8203
 Radio Broadcasters Matt Swierad, Mike Pacheco
 Flagship StationESPN 730 AM
 2016 Record65-79 (2nd, South)
 2016 Attendance 628,173 (8,974 per game)
 Beat WriterCharlotte Observer
 Governors' Cup Titles2 (1993, 1999)



Mark Grudzielanek

2017 Charlotte Coaching Staff

ManagerMark Grudzielanek
 Pitching CoachSteve McCatty
 Hitting Coach.....Andy Tomberlin
 Assistant CoachGarey Ingram
 Athletic TrainerScott Johnson

Did You Know?

The Charlotte Knights were formerly an affiliate of the Baltimore Orioles. From 1976 to 1987 the team was known as the Charlotte Orioles of the Southern League. Former O's greats Eddie Murray and Cal Ripken Jr. both played for Charlotte.



BB&T Ballpark Facts

Capacity10,200 Year Opened.....2014 Dimensions....LF - 330, CF-400, RF-315

Series Notes

Charlotte leads all-time series, 224-216

Longest Tides winning streak6, 3x, last: (8/14/10 - 9/3/10)
 Longest Knights winning streak8 (April 29, 2008 - June 24, 2008)
 Last Tides 4-game sweep in NorfolkAugust 15 - August 18, 2008
 Last Tides 4-game sweep in CharlotteNever
 Last Knights 4-game sweep in NorfolkMay 9-12, 2016 (5 game sweep)
 Last Knights 4-game sweep in CharlotteAugust 22-25, 2014
 Best season series record vs. Charlotte13-5 (1995)
 Worst season series record vs. Charlotte4-14 (1994)

2017 Matchups

April 6BB&T Ballpark, 7:05
 April 7BB&T Ballpark, 7:05
 April 8BB&T Ballpark, 7:05
 April 9BB&T Ballpark, 2:05
 April 14Harbor Park, 7:05
 April 15Harbor Park, 7:05
 April 16Harbor Park, 1:05
 May 2BB&T Ballpark, 7:05
 May 3BB&T Ballpark, 11:05
 May 4BB&T Ballpark, 7:05
 May 18Harbor Park, 6:35
 May 19Harbor Park, 7:05
 May 20Harbor Park, 7:05
 May 21Harbor Park, 1:05
 August 21Harbor Park, 7:05
 August 22Harbor Park, 7:05
 August 23Harbor Park, 7:05
 August 24Harbor Park, 12:05

September 1BB&T Ballpark, 7:05
 September 2BB&T Ballpark, 1:05
 September 3BB&T Ballpark, 7:05
 September 4BB&T Ballpark, 2:05

Last 10 Years (Tied 103-103)

2007Norfolk, 10-6
 2008Charlotte, 12-7
 2009Norfolk, 13-9
 2010Norfolk, 14-7
 2011Charlotte, 13-8
 2012Charlotte, 11-10
 2013Norfolk, 11-10
 2014Charlotte, 11-10
 2015Charlotte, 12-10
 2016Charlotte, 12-10

Chicago White Sox Minor League Affiliates

Charlotte KnightsInternational League (AAA)
 Birmingham BaronsSouthern League (AA)
 Winston-Salem DashCarolina League (A)
 Kannapolis IntimidatorsSouth Atlantic League (A)
 Great Falls VoyagersPioneer League (R)

Charlotte Award Winners

Most Valuable Player

Jim Thome (1993)

Most Valuable Pitcher

Jon Garland (2000)
 Heath Phillips (2006)
 Eric Johnson (2015)

Rookie Of The Year

Billy McMillon (1996)
 Aaron Miles (2003)
 Josh Fields (2006)

Manager Of The Year

Tom Spencer (1999)

Chicago White Sox Top-10 Prospects (MLB.com)

No	PLAYER	POS	DOB	B-T	HGT	WGT	2016 Notable
1.	Yoan Moncada	2B	05/27/95	S-R	6'2	205	Led BOS system in SB (45), 4th in HR (15)
2.	Lucas Giolito	RHP	07/14/94	R-R	6'6	255	2.97 ERA, 116 SO in 115.1 IP (A, AA, & AAA)
3.	Michael Kopech	RHP	04/30/96	R-R	6'3	205	2.08 ERA, 86 SO in 52.0 IP (A- & A+)
4.	Reynaldo Lopez	RHP	01/04/94	R-R	6'0	185	3.21 ERA, 126 SO in 109.1 IP (AA & AAA)
5.	Carson Fulmer	RHP	12/13/93	R-R	6'0	195	8th overall pick in 2015, 104 SO in 103.0 IP
6.	Zach Collins	C	02/06/95	L-R	6'3	220	10th overall pick in 2016
7.	Zack Burdi	RHP	03/09/95	R-R	6'3	205	26th overall pick in 2016, 51 SO in 38.0 IP
8.	Luis Alexander Basabe	OF	08/26/96	S-R	6'0	160	12 HR, 53 RBI, 25 SB in 110 G (A & A+)
9.	Alec Hansen	RHP	10/10/94	R-R	6'7	235	1.32 ERA, 81 SO in 54.0 IP in 12 GS (R & A)
10.	Dane Dunning	RHP	12/20/94	R-R	6'4	200	29th overall pick in 2016, 2.02 ERA (R & A-)

The White Sox rank as the 3rd best farm system heading into 2017 (MLB.com)



COLUMBUS CLIPPERS



Columbus Clippers
 330 Huntington Park Lane
 Columbus, OH 43215
 Phone: (614) 462-5250
 Press Box Phone: (614) 462-7595
 Twitter: @CLBClippers
 www.clippersbaseball.com



Triple-A Affiliate of the Cleveland Indians (Since 2009)



PresidentKen Schnacke
 General Manager..... Ken Schnacke
 Director of Communications Joe Santry (jsantry@clippersbaseball.com)
 Assistant Director of Media Relations Anthony Slosser (aslosser@clippersbaseball.com)
 PR Phone Number(614) 722-1133
 Radio Broadcasters Ryan Mitchell, Scott Leo
 Flagship StationWMNI 920 AM
 2016 Record82-62 (1st, West)
 2016 Attendance 602,171 (8,855 per game)
 Beat WriterMark Znidar, Columbus Dispatch
 Governors' Cup Titles10 (1979, 1980, 1981, 1987, 1991, 1992, 1996, 2010, 2011, 2015)



Chris Tremie

2017 Columbus Coaching Staff

ManagerChris Tremie
 Pitching CoachSteve Karsay
 Hitting Coach.....Rouglas Odor
 Bench CoachJerry Owens
 Athletic TrainerChad Wolfe

Did You Know?

The Columbus Clippers were affiliated with the New York Yankees for 28 seasons until becoming the top farm club of the Washington Nationals in 2007. After a two-year stint with the Nats, Columbus partnered with Cleveland in 2009.



Huntington Park Facts

Capacity10,100 Year Opened.....2009 Dimensions....LF - 325, CF-400, RF-318

Series Notes

Norfolk leads all-time series, 310-309

Longest Tides winning streak11 (July 25, 2001 - July 11, 2002)
 Longest Clippers winning streak7 (May 27, 1992 - May 5, 1993)
 Last Tides 4-game sweep in NorfolkMay 5 - May 7, 2009
 Last Tides 4-game sweep in ColumbusNever
 Last Clippers 4-game sweep in NorfolkJuly 7 - July 10, 1983
 Last Clippers 4-game sweep in ColumbusJuly 30 - August 2, 2011
 Best season series record vs. Columbus7-1 (2009)
 Worst season series record vs. Columbus1-7 (2011)

2017 Matchups

May 26Huntington Park, 7:15
May 27Huntington Park, 7:15
May 28Huntington Park, 2:05
May 29Huntington Park, 2:05
July 7Huntington Park, 7:15
July 8Huntington Park, 7:15
July 9Huntington Park, 2:05
July 28Harbor Park, 7:05
July 29Harbor Park, 7:05
July 30Harbor Park, 4:05

Last 10 Years (NOR leads 47-36)

2007Norfolk, 9-3
2008Norfolk, 6-2
2009Norfolk, 7-1
2010Columbus, 5-3
2011Columbus, 7-1
2012Columbus, 5-3
2013Norfolk, 5-3
2014Norfolk, 5-3
2015Norfolk, 5-4
2016Tied, 3-3

Cleveland Indians Minor League Affiliates

Columbus ClippersInternational League (AAA)
 Akron RubberDucksEastern League (AA)
 Lynchburg HillcatsCarolina League (A)
 Lake County CaptainsMidwest League (A)
 Mahoning Valley ScrappersNew York-Penn League (A)
 Arizona League IndiansArizona League (R)

Columbus Award Winners

<u>Most Valuable Player</u> George Kopacz (1970) Bobby Brown (1979) Marshall Brant (1980) Tucker Ashford (1982) Scott Bradley (1984) Dan Pasqua (1985) Hensley Muelens (1990) J.T. Snow (1992) Fernando Seguinol (2003)	<u>Most Valuable Pitcher</u> Diomedes Olivo (1961) Sam Jones (1965) Dave Roberts (1968) Rick Anderson (1979) Bob Kammeyer (1980) Brad Arnsberg (1987) Dave Eiland (1990) Sam Militello (1993) Ed Yarnall (1999)	<u>Rookie Of The Year</u> Bob Bailey (1962) Scott Bradley (1984) Dan Pasqua (1985) Orestes Destrade (1986) J.T. Snow (1992) Kurt Bierek (1999) Yandy Diaz (2016)
		<u>Manager Of The Year</u> Joe Altobelli (1980) Mike Sarbaugh (2011)

Cleveland Indians Top-10 Prospects (MLB.com)

No	PLAYER	POS	DOB	B-T	HGT	WGT	2016 Notable
1.	Bradley Zimmer	OF	11/27/92	L-R	6'4	185	2nd in CLE system in SB (38), T-5th in HR (15)
2.	Francisco Mejia	C	10/27/95	S-R	5'10	175	Led CLE system in AVG (.342) (A & A+)
3.	Triston McKenzie	RHP	08/02/97	R-R	6'5	165	104 SO/22 BB, 1.62 ERA in 83.1 IP
4.	Bobby Bradley	1B	05/29/96	L-R	6'1	225	Carolina League MVP with 29 HR & 102 RBI
5.	Brady Aiken	LHP	08/16/96	L-L	6'4	205	17th overall pick in 2015 Draft
6.	Nolan Jones	3B	05/07/98	L-R	6'4	185	55th overall pick in 2016 Draft
7.	Will Benson	OF	06/16/98	L-L	6'5	225	14th overall pick in 2016 Draft
8.	Erik Gonzalez	SS/UTL	08/31/91	R-R	6'3	195	.296 AVG with 11 HR and 53 RBI (AAA)
9.	Greg Allen	OF	03/15/93	S-R	6'0	175	Led CLE system in SB (45) & runs (119), .295 AVG
10.	Yandy Diaz	OF/3B	08/08/91	R-R	6'2	185	3rd in CLE system in AVG (.318) (AA & AAA)



DURHAM BULLS



Durham Bulls
 409 Blackwell Street
 P.O. Box 507
 Durham, NC 27702
 Phone: (919) 687-6500
 Press Box Phone: (919) 687-0681
 Twitter: @DurhamBulls
 www.durhambulls.com



Triple-A Affiliate of the Durham Bulls (Since 1998)



President Jim Goodmon
 General Manager Mike Birling
 Director of Communications Matt Sutor (MSutor@durhambulls.com)
 PR Phone Number (919) 687-6574
 Radio Broadcasters Patrick Kinas
 Flagship Station 620 AM the Buzz
 2016 Record 64-80 (3rd, South)
 2016 Attendance 547,156 (7,599 per game)
 Beat Writers Bob Sutton, Burlington Times-News and Steve Wiseman, Durham Herald-Sun
 Governors' Cup Titles 4 (2002, 2003, 2009, 2013)



Jared Sandberg

2017 Durham Coaching Staff

Manager Jared Sandberg
 Pitching Coach Kyle Snyder
 Hitting Coach Ozzie Timmons
 Coach Craig Albernaz
 Athletic Trainer Mike Sandoval

Did You Know?

Durham manager Jared Sandberg played parts of five seasons with the Bulls from 2000-2004. He is the nephew of Hall of Famer Ryne Sandberg, and is just the fourth Durham manager in the franchise's 20-year Triple-A history.



Durham Bulls Athletic Park Facts

Capacity 10,000 Year Opened 1995 Dimensions LF - 303, CF-395, RF-329



Series Notes

Durham leads all-time series, 205-157

Longest Tides winning streak8 (April 24, 2005 - June 9, 2005)
 Longest Bulls winning streak8, 2x, last: May 3, 2007 - July 25, 2007
 Last Tides 4-game sweep in NorfolkSeptember 2 - September 4, 2006
 Last Tides 4-game sweep in DurhamJuly 6 - July 9, 2008
 Last Bulls 4-game sweep in NorfolkAugust 19-23, 2010 (5-game series)
 Last Bulls 4-game sweep in DurhamAugust 22-26, 2012 (5-game series)
 Best season series record vs. Durham11-5 (2005)
 Worst season series record vs. Durham4-12, 2x, last: 2002

2017 Matchups

May 5Harbor Park, 7:05 May 6Harbor Park, 7:05 May 7Harbor Park, 1:05 June 8DBAP, 7:05 June 9DBAP, 7:05 June 10DBAP, 6:35 June 11DBAP, 5:05 June 19DBAP, 7:05 June 20DBAP, 7:05 June 21DBAP, 1:05 June 22DBAP, 7:05 June 30Harbor Park, 7:05 July 1Harbor Park, 7:05 July 2Harbor Park, 4:05 July 13Harbor Park, 7:05 July 14Harbor Park, 7:05 July 15Harbor Park, 7:05 July 16Harbor Park, 4:05 August 4Harbor Park, 7:05 August 5Harbor Park, 7:05	August 6Harbor Park, 4:05 August 25DBAP, 7:05 August 26DBAP, 6:35 August 27DBAP, 5:05 <div style="border: 1px solid black; padding: 2px;">Last 10 Years (DUR leads 121-97)</div> 2007Durham, 10-6 2008Durham, 12-10 2009Durham, 14-6 2010Durham, 16-6 2011Durham, 12-10 2012Durham, 12-10 2013Tied, 11-11 2014Durham, 14-8 2015Norfolk, 13-9 2016Norfolk, 17-11
--	---

Tampa Bay Rays Minor League Affiliates

Durham BullsInternational League (AAA)
 Montgomery BiscuitsSouthern League (AA)
 Charlotte Stone CrabsFlorida State League (A)
 Bowling Green Hot RodsSouth Atlantic League (A)
 Hudson Valley RenegadesNew York-Penn League (A)
 Princeton RaysAppalachian League (R)

Durham Award Winners

Most Valuable Player

Steve Cox (1999)
 Toby Hall (2001)
 Kevin Witt (2006)
 Dan Johnson (2010)
 Russ Canzler (2011)

Most Valuable Pitcher

Jeremy Hellickson (2010)
 J.D. Martin (2013)

Rookie Of The Year

Aubrey Huff (2000)
 Carl Crawford (2002)

Manager Of The Year

Charlie Montoyo (2010, 2013)

Tampa Bay Rays Top-10 Prospects (MLB.com)

No	PLAYER	POS	DOB	B-T	HGT	WGT	2016 Notable
1.	Willy Adames	SS	09/02/95	R-R	6'1	180	11 HR, 57 RBI, 89 runs, 133 H in 132 G (AA)
2.	Brent Honeywell	RHP	03/31/95	R-R	6'2	180	Led TB system in ERA (2.34) (A+ & AA)
3.	Jose De Leon	RHP	08/07/92	R-R	6'2	190	7-1, 2.61 ERA, 111 SO/20 BB in 86.1 IP (AAA)
4.	Jake Bauers	1B/OF	10/06/95	L-L	6'1	195	2nd in TB system in RBI (78), T-4th in HR (14)
5.	Casey Gillaspie	1B	01/25/93	S-L	6'4	240	Led TB system in HR (18), 4th in RBI (64)
6.	Joshua Lowe	OF/3B	02/02/98	L-R	6'4	190	13th overall pick in 2016
7.	Jesus Sanchez	OF	10/07/97	L-R	6'2	185	Led TB system in AVG (.329), 70 H in 56 G (R)
8.	Chih-Wei Hu	RHP	11/04/93	R-R	6'1	230	4th in TB system in ERA (2.75) (AA & AAA)
9.	Jacob Faria	RHP	07/30/93	R-R	6'4	200	2nd in TB in SO (157) (AA & AAA)
10.	Justin Williams	OF	08/20/95	L-R	6'2	215	.295 AVG, 10 HR, 59 RBI in 90 G (A+ & AA)

The Rays rank as the 10th best farm system heading into 2017 (MLB.com)



GWINNETT BRAVES



Gwinnett Braves
 2500 Buford Drive
 Lawrenceville, GA 30043
 Phone: (678) 277-0300
 Press Box Phone: (678) 277-0351
 Twitter: @GwinnettBraves
 www.gwinnettbraves.com



A

Triple-A Affiliate of the Atlanta Braves (Since 2009)



OwnerLiberty Media Corporation
 General Manager.North Johnson
 Media Relations ManagerDave Lezotte (Dave.Lezotte@braves.com)
 PR Phone Number (678) 277-0320
 Radio BroadcasterTony Schiavone
 Flagship Station97.7 FM The Other Side of the River
 2016 Record65-78 (1st, South)
 2016 Attendance 225,259 (3,218 per game)
 Beat WritersGwinnett Daily Post
 Governors' Cup Titles0
 Team Twitter@GwinnettBraves



Damon Berryhill

2017 Gwinnett Coaching Staff

ManagerDamon Berryhill
 Pitching CoachReid Cornelius
 Hitting CoachJohn Moses
 Athletic Trainer.....Nick Flynn

Did You Know?

Damon Berryhill hit a game-winning three-run home run off of Jack Morris in Game 1 of the 1992 World Series, leading the Atlanta Braves to a 3-1 win over Toronto.



Coolray Field Facts

Capacity.....10,427 Year Opened.....2009 Dimensions....LF - 335, CF-400, RF-335

Series Notes

Gwinnett leads all-time, 93-78

Longest Tides winning streak7, August 15 - September 1, 2012
 Longest Braves winning streak8, April 13 - July 16, 2011
 Last Tides 4-game sweep in NorfolkNever
 Last Tides 4-game sweep in GwinnettNever
 Last Braves 4-game sweep in NorfolkApril 19 - April 22, 2011
 Last Braves 4-game sweep in GwinnettApril 14 - April 17, 2016
 Best season series record vs. Gwinnett14-7 (2013)
 Worst season series record vs. Gwinnett6-17 (2016)

2017 Matchups

April 10Harbor Park, 6:35	August 1Coolray Field, 7:05
April 11Harbor Park, 6:35	August 2Coolray Field, 7:05
April 12Harbor Park, 6:35	August 28Harbor Park, 7:05
April 13Harbor Park, 12:05	August 29Harbor Park, 7:05
May 15Harbor Park, 6:35	August 30Harbor Park, 7:05
May 16Harbor Park, 6:35	August 31Harbor Park, 7:05
May 17Harbor Park, 12:05	
June 5Coolray Field, 7:05	
June 6Coolray Field, 7:05	
June 7Coolray Field, 12:05	
June 23Coolray Field, 7:05	
June 24Coolray Field, 6:05	
June 25Coolray Field, 1:05	
July 4Coolray Field, 7:05	
July 5Coolray Field, 7:05	
July 6Coolray Field, 12:05	
July 31Coolray Field, 7:05	

Since 2009 (Gwinnett leads 93-78)

2009Gwinnett, 11-10
2010Gwinnett, 11-10
2011Gwinnett, 14-7
2012Norfolk, 11-10
2013Norfolk, 14-7
2014Gwinnett, 11-10
2015Gwinnett, 12-10
2016Gwinnett, 17-6

Atlanta Braves Minor League Affiliates

Gwinnett BravesInternational League (AAA)
 Mississippi BravesSouthern League (AA)
 Florida Fire FrogsFlorida State League (A)
 Rome BravesSouth Atlantic League (A)
 Danville BravesAppalachian League (R)
 GCL BravesGulf Coast League (R)

Gwinnett Award Winners

Most Valuable Player	Rookie Of The Year	Manager Of The Year
None	Freddie Freeman (2010)	None
	Julio Teheran (2011)	
Most Valuable Pitcher	Ernesto Mejia (2012)	
Julio Teheran (2011)		

Atlanta Braves Top-10 Prospects (MLB.com)

No	PLAYER	POS	DOB	B-T	HGT	WGT	2016 Notable
1.	Dansby Swanson	SS	02/11/94	R-R	6'0	190	1st overall pick in 2015, .302 AVG with ATL
2.	Ozzie Albies	2B/SS	01/07/97	S-R	5'9	150	4th in ATL system in AVG (.292) (AA & AAA)
3.	Kevin Maitan	SS	02/12/00	S-R	6'2	190	International free agent from Venezuela
4.	Kolby Allard	LHP	08/13/97	L-L	6'1	180	8-3, 2.98 ERA, 95 SO in 87.2 IP (R & A)
5.	Mike Soroka	RHP	08/04/97	R-R	6'4	195	3rd in ATL system in ERA (3.02) (A)
6.	Sean Newcomb	LHP	06/12/93	L-L	6'5	245	T-2nd in ATL system in SO (152)
7.	Ian Anderson	RHP	05/02/98	R-R	6'3	170	3rd overall pick in 2016; 2.04 ERA (R)
8.	Ronald Acuna	OF	12/18/97	R-R	6'0	180	.312 AVG, 28 runs, 14 SB in 42 G (R & A)
9.	Max Fried	LHP	01/18/94	L-L	6'4	185	112 SO to 47 BB in 103.0 IP (A)
10.	Travis Demeritte	2B	09/30/94	R-R	6'0	180	T-1st in TEX system in HR (25) (A+)

The Braves rank as the 1st best farm system heading into 2017 (MLB.com)



INDIANAPOLIS INDIANS



Indianapolis Indians
 501 West Maryland Street
 Indianapolis, IN 46225
 Phone: (317) 269-3542
 Press Box Phone: (317) 269-3542 x 288
 Twitter: @IndyIndians
 www.indyindians.com




P

Triple-A Affiliate of the Pittsburgh Pirates (Since 2005)

P

Chairman of the Board and Chief Executive OfficerBruce Schumacher
 President & General Manager Randy Lewandowski
 Director of CommunicationsCharlie Henry (chenry@indyindians.com)
 Baseball Communications Manager Cheyne Reiter (creiter@indyindians.com)
 Media Relations Phone Number(317) 532-6934
 Radio Broadcaster Howard Kellman, Andrew Kappes
 Flagship StationFox Sports 97.5 FM/1260 AM
 2016 Record70-74 (3rd, West)
 2016 Attendance 636,888 (8,970 per game)
 Beat WriterN/A
 Governors' Cup Titles2 (1963, 2000)



Andy Barkett

2017 Indianapolis Coaching Staff

Manager.....Andy Barkett
 Pitching CoachStan Kyles
 Hitting Coach.....Butch Wynegar
 Athletic TrainerDru Scott

Did You Know?

Andy Barkett enjoyed an 11-year minor league career, over which he hit 89 home runs. His last home run came with Richmond in 2005 and was hit at Victory Field in Indianapolis.



Victory Field Facts

Capacity14,230 Year Opened.....1996 Dimensions....LF - 320, CF-402, RF-320

Series Notes

Indianapolis leads all-time series, 117-105-1

Longest Tides winning streak9 (June 18, 2002 - May 5, 2003)
 Longest Indians winning streak . . .7, 2x, last: (August 4, 2007 - May 2, 2008)
 Last Tides 4-game sweep in NorfolkNever
 Last Tides 4-game sweep in IndianapolisJune 18 - June 21, 2002
 Last Indians 4-game sweep in NorfolkJune 17 - June 20, 2013
 Last Indians 4-game sweep in IndianapolisApril 11 - April 14, 2008
 Best season series record vs. Indianapolis10-2 (2002)
 Worst season series record vs. Indianapolis1-7 (2008, 2013)

2017 Matchups

May 11	Victory Field, 7:05
May 12	Victory Field, 7:15
May 13	Victory Field, 7:05
May 14	Victory Field, 1:35
June 13	Harbor Park, 7:05
June 14	Harbor Park, 7:05
June 15	Harbor Park, 12:05

Last 10 Years (IND leads 51-33)

2007	Indianapolis, 7-4
2008	Indianapolis, 7-1
2009	Indianapolis, 5-3
2010	Norfolk, 5-3
2011	Tied, 4-4
2012	Indianapolis, 5-3
2013	Indianapolis, 7-1
2014	Tied, 4-4
2015	Indianapolis, 6-3
2016	Norfolk, 5-3

Pittsburgh Pirates Minor League Affiliates

Indianapolis IndiansInternational League (AAA)
 Altoona CurveEastern League (AA)
 Bradenton MaraudersFlorida St. League (A)
 West Virginia PowerSouth Atlantic League (A)
 West Virginia Black BearsNew York-Penn League (A)
 Bristol PiratesAppalachian League (R)

Indianapolis Award Winners

Most Valuable Player

Don Buford (1963)
 Roberto Petagine (1998)

Most Valuable Pitcher

Fred Ackley (1963)
 Ben Hendrickson (2004)
 Zach Duke (2005)

Rookie Of The Year

Don Buford (1963)

Manager Of The Year

None

Pittsburgh Pirates Top-10 Prospects (*MLB.com*)

No	PLAYER	POS	DOB	B-T	HGT	WGT	2016 Notable
1.	Tyler Glasnow	RHP	08/23/93	L-R	6'8	225	Led PIT system in ERA (1.93), SO (144)
2.	Austin Meadows	OF	05/30/95	L-L	6'3	200	2nd in PIT system in SLG (.536) (A-, AA & AAA)
3.	Josh Bell	1B	08/14/92	S-R	6'2	240	5th in PIT system in HR (14), 7th in AVG (.295)
4.	Mitch Keller	RHP	04/04/96	R-R	6'3	195	2nd in PIT system in SO (138), 5th in ERA (2.35)
5.	Kevin Newman	SS	08/04/93	R-R	6'1	180	2nd in PIT system in AVG (.320) (A+ & AA)
6.	Ke'Bryan Hayes	3B	01/28/97	R-R	6'1	210	32nd overall pick in 2015, 20 XBH (R & A)
7.	Cole Tucker	SS	07/03/96	S-R	6'3	185	80 H and 45 runs in 80 G (A & A+)
8.	Will Craig	3B	11/16/94	R-R	6'3	212	22nd overall pick in 2016, .280 AVG (A-)
9.	Nick Kingham	RHP	11/08/91	R-R	6'6	225	4th in PIT system in WHIP (.935); 2.93 ERA
10.	Steven Brault	LHP	04/29/92	L-L	6'0	200	86 SO to 35 BB in 75.1 IP (A- & AAA)

The Pirates rank as the 7th best farm system heading into 2017 (*MLB.com*)



LEHIGH VALLEY IRONPIGS



Lehigh Valley IronPigs
 1050 IronPigs Way
 Allentown, PA 18109
 Phone: (610) 841-7447
 Press Box Phone: (610) 841-1317
 Twitter: @IronPigs
 www.ironpigsbaseball.com



Triple-A Affiliate of the Philadelphia Phillies (Since 2008)



President/GM. Kurt Landes
 Director of Media Relations & Broadcasting Matt Provence (MProvence@ironpigsbaseball.com)
 PR Phone Number(610) 841-1217
 Radio BroadcastersMatt Provence, Jon Schaeffer
 Flagship StationESPN Radio 1230 & 1320 AM
 2016 Record85-58 (2nd, North)
 2016 Attendance 611,015 (8,729 per game)
 Beat WritersTom Housenick (The Morning Call); Greg Joyce (Easton Express-Times)
 Governors' Cup Titles0



Dusty Wathan

2017 Lehigh Valley Coaching Staff

Manager.....Dusty Wathan
 Pitching CoachDavid Lundquist
 Hitting CoachSal Rende
 Athletic Trainer.....Jon May

Did You Know?

The name IronPigs is a reference to pig iron, which is used in the manufacturing of steel. The Lehigh Valley region of Pennsylvania and Allentown is known for its steel mills and factories.



Coca-Cola Park Facts

Capacity.....10,100 Year Opened.....2008 Dimensions ...LF - 323', CF-400, RF-325

Series Notes

Lehigh Valley leads all-time series 41-29

Longest Tides winning streak3, 2x, last: May 14 - May 16, 2013
 Longest IronPigs winning streak5, May 17 - May 26, 2013
 Last Tides 4-game sweep in NorfolkNever
 Last Tides 4-game sweep in Lehigh ValleyNever
 Last IronPigs 4-game sweep in NorfolkNever
 Last IronPigs 4-game sweep in Lehigh ValleyMay 23 - May 26, 2013
 Best season series record vs. Lehigh Valley5-3 (2010)
 Worst season series record vs. Lehigh Valley2-6 (2014)

2017 Matchups

August 7 . . .Coca-Cola Park, 7:05
 August 8 . . .Coca-Cola Park, 7:05
 August 9 . . .Coca-Cola Park, 7:05
 August 15 . . .Harbor Park, 7:05
 August 16 . . .Harbor Park, 7:05
 August 17 . . .Harbor Park, 12:05

Since 2008 (LHV leads 41-29)

2008Lehigh Valley, 5-3
 2009Lehigh Valley, 5-3
 2010Norfolk, 5-3
 2011Lehigh Valley, 5-3
 2012Tied, 4-4
 2013Lehigh Valley, 5-3
 2014Lehigh Valley, 6-2
 2015Norfolk 4-3
 2016Lehigh Valley, 5-2

Philadelphia Phillies Minor League Affiliates

Lehigh Valley IronPigsInternational League (AAA)
 Reading Fightin PhilsEastern League (AA)
 Clearwater ThreshersFlorida State League (A)
 Lakewood BlueClawsSouth Atlantic League (A)
 Williamsport CrosscuttersNew York-Penn League (A)
 GCL PhilliesGulf Coast League (R)

Lehigh Valley Award Winners

Most Valuable Players

None

Rookie Of The Year

None

Most Valuable Pitchers

Tyler Cloyd (2012)
 Jake Thompson (2016)

Manager Of The Year

None

Philadelphia Phillies Top-10 Prospects (MLB.com)

No	PLAYER	POS	DOB	B-T	HGT	WGT	2016 Notable
1.	J.P. Crawford	SS	01/11/95	L-R	6'2	180	118 H, 43 RBI, 63 runs in 123 G (AA & AAA)
2.	Mickey Moniak	OF	05/13/98	L-R	6'2	185	1st Overall Pick in 2016; .284 AVG (R)
3.	Jorge Alfaro	C	06/11/93	R-R	6'2	225	.285 AVG, 15 HR, 67 RBI in 97 G (AA)
4.	Nick Williams	OF	09/08/93	L-L	6'3	195	128 H, 13 HRs, 64 RBI in 125 G (AAA)
5.	Franklyn Kilome	RHP	6/25/95	R-R	6'6	175	5th in PHI system in SO (130) in 114.2 IP (A)
6.	Roman Quinn	OF	05/14/93	S-R	5'10	170	Led PHI system in SB (36); .302 AVG (R & AA)
7.	Sixto Sanchez	RHP	07/29/98	R-R	6'0	185	5-0, .50 ERA, .759 WHIP, 44 SO to 8 BB (R)
8.	Kevin Gowdy	RHP	11/16/97	R-R	6'4	170	42nd Overall Pick in 2016
9.	Dylan Cozens	OF	5/31/94	L-L	6'6	235	Led PHI system in HR (40), RBI (125), 3rd in SB (21)
10.	Cornelius Randolph	OF	06/02/97	L-R	5'11	205	.274 AVG, 27 RBI, 33 runs in 63 G (A)

LOUISVILLE BATS



Louisville Bats
 401 East Main Street
 Louisville, KY 40202
 Phone: (502) 212-2287
 Press Box Phone: (502) 614-4546
 Twitter: @LouisvilleBats
 www.batsbaseball.com



Triple-A Affiliate of the Cincinnati Reds (Since 2000)



President Gary Ulmer
 General Manager Greg Gaiette
 PR Director Ryan Ritchey (rritchey@batsbaseball.com)
 PR Phone Number (502) 614-4524
 Radio Broadcaster Matt Andrews
 Flagship Station 790 WKRD-AM
 2016 Record71-.73 (2nd, West)
 2016 Attendance 506,030 (7,127 per game)
 Beat Writer Jonathan Linter, Louisville Courier-Journal, (502) 930-2771
 Governors' Cup Titles 1 (2001)



Delino DeShields

2017 Louisville Coaching Staff

Manager Delino DeShields
 Pitching Coach Jeff Fassero
 Hitting Coach Jody Davis
 Bench Coach Darryl Brinkley
 Athletic Trainer Steve Gober

Did You Know?

Delino DeShields played three seasons with the Baltimore Orioles, where he hit .269 with 19 HR, 141 RBI and 59 SB. Over his 13-year major league career, DeShields hit .268 and swiped 463 bases, including a career-high 56 with Montreal in 1991.



Louisville Slugger Field Facts

Capacity 13,131 Year Opened 2000 Dimensions LF - 325, CF-405, RF-340

Series Notes

Louisville leads all-time series, 153-141

Longest Tides winning streak8 (June 19, 1971 - July 17, 1971)
 Longest Bats winning streak8 (June 17, 2002 - July 29, 2002)
 Last Tides 4-game sweep in NorfolkMay 16 - May 19, 2009
 Last Tides 4-game sweep in LouisvilleNever
 Last Bats 4-game sweep in NorfolkJune 14 - June 16, 2013
 Last Bats 4-game sweep in LouisvilleAugust 5 - August 8, 2010
 Best season series record vs. Louisville8-4, 2x, last: 2004
 Worst season series record vs. Louisville1-5, 2016

2017 Matchups

May 8Sluggers Field, 6:35
 May 9Sluggers Field, 6:35
 May 10Sluggers Field, 11:05
 June 16Harbor Park, 7:05
 June 17Harbor Park, 7:05
 June 18Harbor Park, 1:05
 June 26Harbor Park, 7:05
 June 27Harbor Park, 7:05
 June 28Harbor Park, 7:05
 June 29Harbor Park, 12:05

Last 10 Years (LOU leads 48-36)

2007Louisville, 7-5
 2008Louisville, 5-3
 2009Norfolk, 5-3
 2010Louisville, 6-2
 2011Norfolk, 5-3
 2012Norfolk, 5-3
 2013Louisville, 5-3
 2014Louisville, 6-2
 2015Tied, 5-5
 2016Louisville, 5-1

Cincinnati Reds Minor League Affiliates

Louisville BatsInternational League (AAA)
 Pensacola Blue WahoosSouthern League (AA)
 Daytona TortugasFlorida State League (A)
 Dayton DragonsMidwest League (A)
 Billings MustangsPioneer League (R)
 AZL RedsArizona League (R)

Louisville Award Winners

Most Valuable Player

Luis Alvarado (1969)
 Dwight Evans (1972)
 Raul Gonzalez (2002)

Most Valuable Pitcher

Justin Lehr (2009)

Rookie Of The Year

Luis Alvarado (1969)
 Joey Votto (2007)

Manager Of The Year

Rick Sweet (2008)
 Rick Sweet (2009)

Cincinnati Reds Top-10 Prospects (*MLB.com*)

No	PLAYER	POS	DOB	B-T	HGT	WGT	2016 Notable
1.	Nick Senzel	3B	06/29/95	R-R	6'1	205	2nd overall pick in 2016, .305 AVG (R & A)
2.	Amir Garrett	LHP	05/03/92	L-L	6'5	210	Led CIN system in ERA (2.55), 4th in SO (132)
3.	Jesse Winker	OF	08/17/93	L-L	6'3	215	3rd in CIN system in AVG (.308) (R & AAA)
4.	Robert Stephenson	RHP	02/24/93	R-R	6'2	200	Made 8 starts with CIN
5.	Taylor Trammell	OF	09/13/97	L-L	6'2	195	4th in CIN system in AVG (.303) & SB (24)
6.	Aristides Aquino	OF	04/22/94	R-R	6'4	190	Led CIN system in HR (23) & RBI (79) (A+)
7.	Luis Castillo	RHP	12/12/92	R-R	6'2	170	3rd in MIA system in ERA (2.26) (A+ & AA)
8.	Tyler Stephenson	C	08/16/96	R-R	6'4	225	35 H, 10 XBH in 44 G in the AZL & Dayton (A)
9.	Sal Romano	RHP	10/12/93	L-R	6'5	260	2nd in CIN system in SO (144), 5th in ERA (3.52)
10.	Tyler Mahle	RHP	09/29/93	R-R	6'4	200	T-1st in CIN system in W (14), 3rd in SO (141)

The Red rank as the 9th best farm system heading into 2017 (*MLB.com*)



PAWTUCKET RED SOX



Pawtucket Red Sox
 Ben Mondor Drive
 P.O. Box 2365
 Pawtucket, RI 02861
 Phone: (401) 724-7300
 Press Box Phone: (401) 724-7305
 Twitter: @PawSox
 www.pawsox.com



Triple-A Affiliate of the Boston Red Sox (Since 1973)



President Dr. Charles Steinberg
 Vice President/General Manager. Dan Rea
 VP, Communications Bill Wanless (PR@pawsox.com)
 PR Phone Number (401) 724-7300 Ext. 105
 Radio Broadcasters Josh Maurer, Will Flemming
 Flagship Station 920 WHJJ AM
 2016 Record74-68 (4th, North)
 2016 Attendance 407,097 (6,076 per game)
 Beat Writer Brendan McGair, Pawtucket Times
 Governors' Cup Titles 4 (1973, 1984, 2012, 2014)



Kevin Boles

2017 Pawtucket Coaching Staff

Manager Kevin Boles
 Pitching Coach..... Bob Kipper
 Hitting Coach..... Rich Gedman
 Coach Bruce Crabbe
 Athletic Trainer Eric Velazquez

Did You Know?

The PawSox played in and won the longest game in professional baseball history, a 33-inning marathon against the Rochester Red Wings at McCoy Stadium on April 18, 1981. Hall of Famers Cal Ripken Jr. and Wade Boggs played in the game.



McCoy Stadium Field Facts

Capacity.....10,031 Year Opened.....1942 Dimensions....LF - 325, CF-400, RF-325

Series Notes

Norfolk leads all-time series, 320-274

Longest Tides winning streak12 (June 4, 1985 - August 6, 1985)
 Longest Red Sox winning streak6, 3x, last: May 24, 2005 - May 27, 2006
 Last Tides 4-game sweep in NorfolkJuly 20 - July 23, 2015
 Last Tides 4-game sweep in PawtucketAugust 28 - August 31, 1995
 Last Red Sox 4-game sweep in NorfolkJuly 20 - July 22, 1988
 Last Red Sox 4-game sweep in PawtucketMay 10 - May 12, 2008
 Best season series record vs. Pawtucket7-1 (2002)
 Worst season series record vs. Pawtucket1-7 (2005)

2017 Matchups

May 30	Harbor Park, 6:35
May 31	Harbor Park, 6:35
June 1	Harbor Park, 7:05
July 20	McCoy Stadium, 7:05
July 21	McCoy Stadium, 7:05
July 22	McCoy Stadium, 6:05
July 23	McCoy Stadium, 1:35

Last 10 Years (NOR leads 41-36)

2007	Tied, 4-4
2008	Pawtucket, 6-2
2009	Norfolk, 5-3
2010	Tied, 4-4
2011	Norfolk, 4-3
2012	Tied, 4-4
2013	Norfolk, 6-2
2014	Tied, 4-4
2015	Norfolk, 6-1
2016	Pawtucket, 5-2

Boston Red Sox Minor League Affiliates

Pawtucket Red SoxInternational League (AAA)
 Portland Sea DogsEastern League (AA)
 Salem Red SoxCarolina League (A)
 Greenville DriveSouth Atlantic League (A)
 Lowell SpinnersNew York-Penn League (A)
 GCL Red SoxGulf Coast League (R)

Pawtucket Award Winners

Most Valuable Player

Jim Rice (1974)
 Ted Cox (1977)
 Gary Allenson (1978)
 Pat Dodson (1986)
 Jeff Bailey (2008)
 Mauro Gomez (2012)

Most Valuable Pitcher

Dick Pole (1973)
 Bob Ojeda (1981)
 Aaron Sele (1993)
 Brian Rose (1997)
 Bronson Arroyo (2003)
 Charlie Zink (2008)
 Anthony Ranaudo(2014)

Rookie Of The Year

Jim Rice (1974)
 Phil Plantier (1990)
 Brian Rose (1997)

Manager Of The Year

Joe Morgan (1973)
 Joe Morgan (1977)
 Tony Torchia (1984)
 Ed Nottle (1987)
 Butch Hobson (1991)
 Buddy Bailey (1996)
 Ken Macha (1998)
 Buddy Bailey (2003)

Boston Red Sox Top-10 Prospects (MLB.com)

No	PLAYER	POS	DOB	B-T	HGT	WGT	2016 Notable
1.	Andrew Benintendi	OF	07/06/94	L-L	5'10	170	Top ranked prospect in MiLB (2017)
2.	Rafael Devers	3B	10/24/96	L-R	6'0	195	.282 AVG, 11 HR, 71 RBI with Salem (A+)
3.	Jason Groome	LHP	08/23/98	L-L	6'6	220	12th overall pick in 2016, 2.70 ERA (R & A-)
4.	Sam Travis	1B	08/27/93	R-R	6'0	205	.272 AVG, 6 HR, 29 RBI in 47 G (AAA)
5.	Bobby Dalbec	3B	06/29/95	R-R	6'4	225	.386 AVG, 7 HR, 33 RBI in 34 G (A-)
6.	Roniel Raudes	RHP	01/16/98	R-R	6'1	160	11-6, 104 SO in 113.1 IP with Greenville (A)
7.	C.J. Chatham	SS	12/22/94	R-R	6'4	185	51st overall pick in 2016
8.	Travis Lakins	RHP	06/29/94	R-R	6'1	180	6-3, 79 SO/36 BB in 19 G with Salem (A+)
9.	Josh Ockimey	1B	10/18/95	L-R	6'1	215	2nd in BOS system in HR (18); 62 RBI (A)
10.	Nick Longhi	1B/OF	08/16/95	R-L	6'2	205	Led BOS system in RBI (77) with Salem (A+)



ROCHESTER RED WINGS



Rochester Red Wings
 1 Morrie Silver Way
 Rochester, NY 14608
 Phone: (585) 454-1001
 Press Box: (585) 454-1001 X 3095
 Twitter: @RocRedWings
 www.redwingsbaseball.com



Triple-A Affiliate of the Minnesota Twins (Since 2003)



President, CEO, COONaomi Silver
 General Manager. Dan Mason
 Director of CommunicationsNate Rowan (NRowan@redwingsbaseball.com)
 PR Phone Number(585) 454-1001 Ext. 3006
 Radio Broadcasters Josh Whetzel
 Flagship StationsWHTK 1280 AM
 2016 Record81-63 (3rd, North)
 2016 Attendance 434,897 (6,396 per game)
 Governors' Cup Titles10 ('39, '52, '55, '56, '64, '71, '74, '88, '90, '97)



Mike Quade

2017 Rochester Coaching Staff

Manager.....Mike Quade
 Pitching CoachStu Cliburn
 Hitting Coach.....Chad Allen
 Athletic TrainerLarry Bennese

Did You Know?

Rochester was an affiliate of the St. Louis Cardinals for 32 years (1929-1960) before serving as the Baltimore Orioles top affiliate from 1961-2002. They've been the Triple-A affiliate of the Minnesota Twins since 2003.



Frontier Field Facts

Capacity.....10,840 Year Opened.....1997 Dimensions....LF - 335, CF-402, RF-325

Series Notes

Rochester leads all-time series, 349-317

Longest Tides winning streak8 (August 3, 1969 - May 2, 1970)
 Longest Red Wings winning streak10 (June 16, 1976 - August 6, 1976)
 Last Tides 4-game sweep in NorfolkAugust 24 - August 26, 1969
 Last Tides 4-game sweep in RochesterMay 15 - May 18, 2001
 Last Red Wings 4-game sweep in NorfolkAugust 22 - August 25, 1987
 Last Red Wings 4-game sweep in RochesterJuly 14 - 17, 2016
 Best season series record vs. Rochester7-1 (2001)
 Worst season series record vs. Rochester1-6 (2016)

2017 Matchups

June 2Harbor Park, 7:05
 June 3Harbor Park, 7:05
 June 4Harbor Park, 1:05
 August 10Frontier Field, 7:05
 August 11Frontier Field, 7:05
 August 12Frontier Field, 7:05
 August 13Frontier Field, 1:35

Last 10 Years (ROC leads 45-33)

2007Tied, 4-4
 2008Norfolk, 5-3
 2009Rochester, 5-3
 2010Tied, 4-4
 2011Norfolk, 5-3
 2012Rochester, 6-2
 2013Rochester, 6-2
 2014Tied, 4-4
 2015Rochester, 4-3
 2016Rochester, 6-1

Minnesota Twins Minor League Affiliates

Rochester Red WingsInternational League (AAA)
 Chattanooga LookoutsSouthern League (AA)
 Fort Myers MiracleFlorida State League (A)
 Cedar Rapids KernelsMidwest League (A)
 Elizabethton TwinsAppalachian League (R)
 GCL TwinsGulf Coast League (R)

Rochester Award Winners

<p><u>Most Valuable Player</u> Specs Toporcer (1929) Specs Toporcer (1930) Dominick Ryba (1940) Red Schoendienst (1943) Tom Poholsky (1950) Mike Epstein (1966) Merv Rettenmund (1968) Roger Freed (1970) Bobby Grich (1971) Jim Fuller (1973) Rich Dauer (1976) Craig Worthington (1988) Jeff Manto* (1994) Chris Colabello (2013)</p>	<p><u>Most Valuable Pitcher</u> Tony Jacobs (1954) Dave Leonhard (1967) Roric Harrison (1971) Dennis Martinez (1976) Mike Parrott (1977) Mike Mussina (1991) Kevin Slowey (2007)</p> <p><u>Manager Of The Year</u> Joe Altobelli (1971) Joe Altobelli (1976) John Hart (1986) Johnny Oates (1988) Greg Biagini (1990) Marv Foley (1997)</p>	<p><u>Rookie Of The Year</u> Ray Jablonski (1952) Jack Brandt (1955) Charles James (1959) Mike Epstein (1966) Curt Motton (1967) Merv Rettenmund (1968) Roger Freed (1970) Al Bumbry (1972) Rich Dauer (1976) Bob Bonner (1980) Cal Ripken Jr. (1981) Steve Finley (1988) Luis Mercedes (1991) Jason Kubel (2003) Francisco Liriano (2005) Randy Ruiz (2008) Chris Colabello (2013)</p>
--	--	---

* Manto began the 1994 season with Norfolk

Minnesota Twins Top-10 Prospects (MLB.com)

No	PLAYER	POS	DOB	B-T	HGT	WGT	2016 Notable
1.	Nick Gordon	SS	10/24/95	L-R	6'0	160	4th in MIN system in SB (19), .291 AVG
2.	Stephen Gonsalves	LHP	07/08/94	L-L	6'5	190	Led MIN system in W (13) & ERA (2.06)
3.	Alex Krilloff	OF	11/09/97	L-L	6'2	195	3rd in MIN system in AVG (.306) (R)
4.	Fernando Romero	RHP	12/24/94	R-R	6'0	215	9-3, 1.89 ERA, 90 SO in 90.1 IP (A & A+)
5.	Tyler Jay	LHP	04/19/94	L-L	6'1	180	6th overall pick in the 2015 draft, 3.33 ERA
6.	Kohl Stewart	RHP	10/07/94	R-R	6'3	195	12-8, 2.88 ERA and 91 SO (25 GS) (A+ & AA)
7.	Travis Blankenhorn	2B	08/03/96	L-R	6'2	208	.293 AVG, 10 HR, 41 RBI in 59 G (R & A)
8.	Adalberto Mejia	LHP	06/20/93	R-L	6'3	195	9-5, 3.00 ERA, 126 SO in 132.0 IP (AA & AAA)
9.	Felix Jorge	RHP	01/02/94	R-R	6'2	170	T-2nd in MIN system in W (13), 4th in ERA (2.69)
10.	Lewin Diaz	1B	11/19/96	L-L	6'3	180	2nd in MIN system in AVG (.310) (R)



SCRANTON/WB RAILRIDERS




Scranton/WB RailRiders
 235 Montage Mountain Rd.
 Moosic, PA 18507
 Phone: (570) 969-2255
 Press Box Phone: (570) 963-6564
 Twitter: @swbrailriders
 www.swbrailriders.com



Triple-A Affiliate of the New York Yankees (Since 2007)



President/COO Josh Olerud
 Assistant GM Curt Camoni
 Dir. of Media Relations & Broadcasting John Sadak (jsadak@swbrailriders.com)
 PR Phone Number (570) 969-2255 ext. 3118
 Radio Broadcaster John Sadak, Darren Headrick
 Flagship Station WICK 1400 AM, WYCK 1340 AM
 2016 Record91-52 (1st, North)
 2016 Attendance 424,991 (6,071 per game)
 Beat Writers Shane Hennigan (Scranton Times), DJ Eberle (Wilkes-Barre Times Leader)
 Governors' Cup Titles 2 (2008, 2016)



Al Pedrique

2017 Scranton/WB Coaching Staff

Manager Al Pedrique
 Pitching Coach Tommy Phelps
 Hitting Coach P.J. Pilittere
 Defensive Coach Doug Davis
 Athletic Trainer Darren London

Did You Know?

Al Pedrique played in 232 games for the Tidewater Tides from 1985-1987, batting .274 with two home runs and 68 RBI. As a member of the 1985 Tides, he won a Governors' Cup championship.



PNC Field Facts

Capacity.....10,000 Rebuilt2013 Dimensions....LF - 330, CF-408, RF-330

Series Notes

Scranton/Wilkes-Barre leads all-time series, 143-130

Longest Tides winning streak5, 3x, last: July 8, 2004 - April 8, 2005
 Longest SWB winning streak9 (June 10, 2003 - June 27, 2004)
 Last Tides 4-game sweep in NorfolkMay 6 - May 8, 1994
 Last Tides 4-game sweep in Scranton/W-BJuly 8 - July 11, 2004
 Last SWB 4-game sweep in NorfolkJune 24 - June 27, 2004
 Last SWB 4-game sweep in Scranton/W-BAugust 2 - August 4, 2000
 Best season series record vs. Scranton/W-B9-5 (1996)
 Worst season series record vs. Scranton/W-B3-15 (1992)

2017 Matchups

July 17PNC Field, 7:05
 July 18PNC Field, 7:05
 July 19PNC Field, 12:05
 July 24Harbor Park, 7:05
 July 25Harbor Park, 7:05
 July 26Harbor Park, 7:05
 July 27Harbor Park, 12:05

Last 10 Years (NOR leads 38-37)

2007Tied, 4-4
 2008Norfolk, 5-3
 2009Scranton/W-B, 5-2
 2010Scranton/W-B, 5-3
 2011Norfolk, 5-3
 2012Tied, 4-4
 2013Tied, 4-4
 2014Norfolk, 5-3
 2015Norfolk, 4-2
 2016Scranton/W-B, 4-2

New York Yankees Minor League Affiliates

Scranton/Wilkes-Barre RailRidersInternational League (AAA)
 Trenton ThunderEastern League (AA)
 Tampa YankeesFlorida State League (A)
 Charleston RiverDogsSouth Atlantic League (A)
 Staten Island YankeesNew York-Penn League (SS-A)
 GCL Yankees 1Gulf Coast League (R)
 GCL Yankees 2Gulf Coast League (R)

Scranton/Wilkes-Barre Award Winners

Most Valuable Player

Shane Victorino (2005)
 Shelley Duncan (2009)
 Ben Gamel (2016)

Most Valuable Pitcher

Brandon Duckworth (2001)
 Joe Roa (2002)

Rookie Of The Year

Marlon Anderson (1998)
 Brandon Duckworth (2001)
 Austin Jackson (2009)
 Ben Gamel (2015)

Manager Of The Year

Lee Elia (1992)
 Marc Bombard (2002)
 John Russell (2006)
 Dave Miley (2007)
 Dave Miley (2012)
 Al Pedrique (2016)

New York Yankees Top-10 Prospects (MLB.com)

No	PLAYER	POS	DOB	B-T	HGT	WGT	2016 Notable
1.	Gleyber Torres	SS	12/13/96	R-R	6'1	175	.270 AVG, 11 HR, 66 RBI, 21 SB in 125 G (A+)
2.	Clint Frazier	OF	09/06/94	R-R	6-1	190	16 HR, 75 runs, 55 RBI in 119 G (AA & AAA)
3.	Blake Rutherford	OF	05/02/97	L-R	6'3	195	18th overall pick in 2016, .351 AVG (R)
4.	Aaron Judge	OF	04/26/92	R-R	6'7	275	3rd in NYY system in HR (19); .270 AVG, 65 RBI
5.	Jorge Mateo	2B/SS	06/23/95	R-R	6'0	190	Led NYY system in SB (36), 118 H in 115 G
6.	James Kaprielian	RHP	03/02/94	R-R	6'4	200	16th overall pick in 2015, 1.50 ERA in 3 GS (A+)
7.	Justus Sheffield	LHP	05/13/96	L-L	5'10	195	10-6, 3.09 ERA, 129 SO in 125.1 IP (A+ & AA)
8.	Chance Adams	RHP	08/10/94	R-R	6'0	215	13-1, led NYY system in SO (144), 4th in ERA (2.33)
9.	Dustin Fowler	OF	12/29/94	L-L	6'0	195	Led NYY system in RBI (88), 9th in AVG (.281)
10.	Miguel Andujar	3B	03/02/95	R-R	6'0	175	2nd in NYY system in RBI (83); 12 HR

The Yankees rank as the 2nd best farm system heading into 2017 (MLB.com)



SYRACUSE CHIEFS




Syracuse Chiefs
 One Tex Simone Drive
 Syracuse, NY 13208
 Phone: (315) 474-7833
 Twitter: @SyracuseChiefs
 www.syracusechiefs.com



Triple-A Affiliate of the Washington Nationals (Since 2009)



General Manager Jason Smorol
 Director of Media Relations Kevin Brown (kbrown@syracusechiefs.com)
 PR Phone Number (315) 474-7833
 Radio Broadcasters Kevin Brown and Eric Gallanty
 Flagship Station The Score 1260, WSKO-AM
 2016 Record61-82 (6th, North)
 2016 Attendance 274,427 (4,158 per game)
 Beat Writer Lindsay Kramer, Syracuse Post-Standard
 Governors' Cup Titles 8 (1935, 1942, 1943, 1947, 1954, 1969, 1970, 1976)
 Team Twitter @SyracuseChiefs



Billy Gardner Jr.

2017 Syracuse Coaching Staff

Manager.....Billy Gardner, Jr.
 Pitching CoachBob Milacki
 Hitting Coach.....Brian Daubach
 Athletic TrainerJeff Allred

Did You Know?

Billy Gardner, Jr. managed the International League All-Star squad to a 4-3 win in the Triple-A All-Star Game in 2015. His father, Billy Gardner, Sr., managed the Minnesota Twins from 1981-1985 and the Kansas City Royals in 1987.



NBT Bank Stadium Facts

Capacity.....11,918 Year Opened.....1997 Dimensions....LF - 328, CF-400, RF-328



Series Notes

Norfolk leads all-time series, 361-305

Longest Tides winning streak8, 2x, last: May 1, 1991 - July 19, 1991
 Longest Chiefs winning streak11 (August 8, 1973 - June 10, 1974)
 Last Tides 4-game sweep in NorfolkMay 25 - May 28, (2015)
 Last Tides 4-game sweep in SyracuseMay 12 - May 15, 2009
 Last Chiefs 4-game sweep in NorfolkAugust 19 - August 22, 1986
 Last Chiefs 4-game sweep in SyracuseMay 17 - May 20, 2011
 Best season series record vs. Syracuse6-1 (2015)
 Worst season series record vs. Syracuse1-7 (2011)

2017 Matchups

April 21	. . .NBT Bank Stadium, 6:35
April 22	. . .NBT Bank Stadium, 1:05
April 23	. . .NBT Bank Stadium, 1:05
April 28Harbor Park, 7:05
April 29Harbor Park, 7:05
April 30Harbor Park, 1:05

Last 10 Years (SYR leads 40-39)

2007Syracuse, 6-2
2008Syracuse, 5-3
2009Norfolk, 6-2
2010Tied, 4-4
2011Syracuse, 7-1
2012Norfolk, 6-2
2013Norfolk, 6-2
2014Syracuse, 6-2
2015Norfolk, 6-1
2016Syracuse, 5-3

Washington Nationals Minor League Affiliates

Syracuse ChiefsInternational League (AAA)
 Harrisburg SenatorsEastern League (AA)
 Potomac NationalsCarolina League (A)
 Hagerstown SunsSouth Atlantic League (A)
 Auburn DoubledaysNew York-Penn League (A)
 GCL NationalsGulf Coast League (R)

Syracuse Award Winners

Most Valuable Player

Red Barrett (1942)
 Hank Sauer (1947)
 Mickey Klutts (1976)
 Derek Bell (1991)
 Chad Mottola (2000)
 Steven Souza Jr. (2014)

Most Valuable Pitcher

Ron Klimkowski (1969)
 Bob Gardner (1970)
 Scott McGregor (1974)
 Tom Henke (1985)
 Alex Sanchez (1989)
 Shannon Withem (1998)

Rookie Of The Year

Jim Owens (1954)
 Jim Northrup (1964)
 Rusty Torres (1971)
 Otto Velez (1973)
 Francisco Cabrera (1989)
 Shawn Green (1994)
 Steven Souza Jr. (2014)

Manager Of The Year

Frank Verdi (1970)
 Vern Benson (1979)
 Doug Ault (1985)
 Bob Bailor (1989)
 Billy Gardner, Jr. (2014)

Washington Nationals Top-10 Prospects (*MLB.com*)

No	PLAYER	POS	DOB	B-T	HGT	WGT	2016 Notable
1.	Victor Robles	OF	05/19/97	R-R	6'0	185	3rd in WAS system in SB (37); .280 AVG
2.	Erick Fedde	RHP	02/25/93	R-R	6'4	180	8-5, 3.12 ERA, 123 SO in 121.0 IP (A+ & AA)
3.	Juan Soto	OF	10/25/98	L-L	6'1	185	Led WAS system in AVG (.368)
4.	Carter Kieboom	SS	09/03/97	R-R	6'2	190	28th overall pick in 2016
5.	Andrew Stevenson	OF	06/01/94	L-L	6'0	185	2nd in WAS system in SB (39) (A+ & AA)
6.	Sheldon Neuse	3B	12/10/94	R-R	6'0	195	58th overall pick in 2016
7.	Koda Glover	RHP	04/13/93	R-R	6'5	225	3-1, 2.25 ERA, 66 SO to 14 BB in 56.0 IP
8.	Austin Voth	RHP	06/26/92	R-R	6'1	190	T-1st in WAS system in SO (133), 3rd in ERA (3.15)
9.	A.J. Cole	RHP	01/05/92	R-R	6'5	200	8-8, 4.26 ERA, 109 SO in 124.2 IP (AAA)
10.	Pedro Severino	C	07/20/93	R-R	6'2	200	.271 AVG, 79 H in 82 G (AAA)



TOLEDO MUD HENS



Toledo Mud Hens
 406 Washington Street
 Toledo, OH 43604
 Phone: (419) 725-4367
 Press Box: (419) 725-4367 X 4704
 Twitter: @MudHens
 www.mudhens.com



Triple-A Affiliate of the Detroit Tigers (Since 1987)



Chairman Mike Miller
 President/General Manager Erik Ibsen
 Communications Director Andi Roman (aroman@mudhens.com)
 PR Phone Number (419) 725-4371
 Radio/Television Broadcasters Jim Weber, Matt Melzak
 Flagship Station Fox Sports Radio 1230 AM
 2016 Record68-76 (4th, West)
 2016 Attendance 532,008 (7,824 per game)
 Beat Writer John Wagner, Toledo Blade, (419) 724-6110
 Governors' Cup Titles 3 (1967, 2005, 2006)



Mike Rojas

2017 Toledo Coaching Staff

Manager Mike Rojas
 Pitching Coach Jeff Pico
 Coach Brian Harper
 Third Base Coach Basilio Cabrera
 Athletic Trainer Chris McDonald

Did You Know?

The name "Mud Hens" was first used in 1896, as one of the two ballparks in which the team played in was adjacent to a marshland inhabited by American Coots, a type of bird sometimes referred to as a "marsh hen" or "mud hen."



Fifth Third Field Facts

Capacity.....8,943 Year Opened.....2002 Dimensions....LF - 320, CF-406, RF-315

Series Notes

Norfolk leads all-time series, 410-336

Longest Tides winning streak11 (May 24, 1986 - July 18, 1986)
 Longest Mud Hens winning streak10 (May 2, 1976 - July 11, 1976)
 Last Tides 4-game sweep in NorfolkJuly 21- July 24, 2014
 Last Tides 4-game sweep in ToledoJune 22 - June 25, 2012
 Last Mud Hens 4-game sweep in Norfolk July 18 - July 21, 2011
 Last Mud Hens 4-game sweep in ToledoApril 9 - April 12, 2002
 Best season series record vs. Toledo7-1 (2012, 2013)
 Worst season series record vs. Toledo1-7 (2011)

2017 Matchups

May 23Fifth Third Field, 6:35
 May 24Fifth Third Field, 10:35
 May 25Fifth Third Field, 6:35
 August 18Harbor Park, 7:05
 August 19Harbor Park, 7:05
 August 20Harbor Park, 4:05

Last 10 Years (NOR leads 48-39)

2007Toledo, 7-5
 2008Toledo, 5-3
 2009Tied, 4-4
 2010Norfolk, 5-3
 2011Toledo, 7-1
 2012Norfolk, 7-1
 2013Norfolk, 7-1
 2014Norfolk, 6-2
 2015Toledo, 5-4
 2016Norfolk, 6-4

Detroit Tigers Minor League Affiliates

Toledo Mud HensInternational League (AAA)
 Erie SeaWolvesEastern League (AA)
 Lakeland Flying TigersFlorida State League (A)
 West Michigan WhitecapsMidwest League (A)
 Connecticut TigersNew York-Penn League (A)
 GCL TigersGulf Coast League (R)

Toledo Award Winners

Most Valuable Player

Joe Lis (1976)
 Tim Teufel (1983)
 Phil Hiatt (1996)
 Mike Hessman (2007)

Most Valuable Pitcher

Brad Havens (1984)
 Steve Searcy (1988)

Rookie Of The Year

None

Manager Of The Year

Jack Tighe (1967)
 Jack Tighe (1968)
 Larry Parrish (2005)

Detroit Tigers Top-10 Prospects (MLB.com)

No	PLAYER	POS	DOB	B-T	HGT	WGT	2016 Notable
1.	Matt Manning	RHP	01/28/98	R-R	6'6	190	9th overall pick in 2016, 46 SO in 29.1 IP (R)
2.	Christin Stewart	OF	12/03/93	L-R	6'0	200	Led DET system in HR (30), 2nd in RBI (87)
3.	Beau Burrows	RHP	09/18/96	R-R	6'2	200	6-4, 3.14 ERA in 21 G (A)
4.	Tyler Alexander	LHP	07/14/94	R-L	6'2	200	2nd in DET system in ERA (2.44) (A+ & AA)
5.	Joe Jimenez	RHP	01/17/95	R-R	6'3	220	Led WAS system in saves (30) (A+, AA & AAA)
6.	Kyle Funkhouser	RHP	03/16/94	R-R	6'2	220	2.65 ERA 34 K to 8 BB in 13 GS (A-)
7.	Michael Gerber	OF	07/08/92	L-R	6'0	190	3rd in DET system in RBI (80), 4th in HR (18)
8.	Derek Hill	OF	12/30/95	R-R	6'2	195	Led DET system in SB (35) (A)
9.	JaCoby Jones	3B/OF	05/10/92	R-R	6'2	205	43 RBI and 44 runs in 99 G (AA & AAA)
10.	Dixon Machado	SS	02/22/92	R-R	6'1	170	59 runs, 48 RBI 34 XBH in 131 G (AAA)

2016 SEASON IN REVIEW



Norfolk had eight walk-off victories during the 2016 season

2016 International League Final Standings

<u>South Division</u>	<u>W</u>	<u>L</u>	<u>PCT.</u>	<u>GB</u>	<u>North Division</u>	<u>W</u>	<u>L</u>	<u>PCT.</u>	<u>GB</u>
Gwinnett	65	78	.455	--	Scranton/WB	91	52	.636	--
Charlotte	65	79	.451	0.5	*Lehigh Valley	85	58	.594	6.0
Durham	64	80	.444	1.5	Rochester	81	63	.563	10.5
Norfolk	62	82	.431	3.5	Pawtucket	74	68	.521	16.5
					Buffalo	66	78	.458	25.5
					Syracuse	61	82	.427	30.0
<u>West Division</u>	<u>W</u>	<u>L</u>	<u>PCT.</u>	<u>GB</u>					
Columbus	82	62	.569	--					
Louisville	71	73	.493	11.0					
Indianapolis	70	74	.486	12.0					
Toledo	68	76	.472	14.0					

* - Wild Card Winner

2016 Governors' Cup Championship

Semifinals (Best of Five)

South/West

Gwinnett 5, Columbus 4
Columbus 6, Gwinnett 4
Gwinnett 11, Columbus 1
Gwinnett 5, Columbus 4

(Gwinnett wins series, 3-1)

North/Wild Card

Scranton/WB 2, Lehigh Valley 0
Scranton/WB 7, Lehigh Valley 0
Scranton/WB 11, Lehigh Valley 3

(Scranton/WB wins series, 3-0)

Governors' Cup Final

Championship (Best of Five)

Gwinnett 7, Scranton/WB 4
Scranton/WB 2, Gwinnett 1
Scranton/WB 3, Gwinnett 0
Scranton/WB 3, Gwinnett 0

(Scranton/WB wins series, 3-1)

Triple-A Championship

(One-game championship played in Memphis, TN between PCL and IL winners)

Scranton/WB 3, El Paso 1

2016 INTERNATIONAL LEAGUE AWARD WINNERS

MOST VALUABLE PLAYER	Ben Gamel	Scranton/WB
MOST VALUABLE PITCHER	Jake Thompson	Lehigh Valley
ROOKIE-OF-THE-YEAR	Yandy Diaz	Columbus
MANAGER-OF-THE-YEAR	Al Pedrique	Scranton/WB

2016 IL POSTSEASON ALL-STAR TEAM

CATCHER	Gary Sanchez	Scranton/WB
FIRST BASE	Josh Bell	Indianapolis
SECOND BASE	Donovan Solano	Scranton/WB
THIRD BASE	Casey McGehee	Toledo
SHORTSTOP	Trea Turner	Syracuse
OUTFIELDER	Ben Gamel	Scranton/WB
OUTFIELDER	Aaron Judge	Scranton/WB
OUTFIELDER	Chris Marrero	Pawtucket
UTILITY PLAYER	Hernan Iribarren	Louisville
DESIGNATED HITTER	Jesus Montero	Buffalo
STARTING PITCHER	Jake Thompson	Lehigh Valley
RELIEF PITCHER	Edward Mujica	Lehigh Valley/Rochester



2016 International League Team Statistics

TEAM BATTING

TEAM	AVG.	G	AB	R	H	2B	3B	HR	RBI	BB	SO	SB	CS
Scranton/WB	.266	143	4775	654	1272	245	25	113	611	446	1073	86	28
Toledo	.261	144	4854	603	1269	282	27	94	571	429	1057	98	41
Columbus	.260	144	4883	631	1270	253	21	129	592	400	1088	62	27
Gwinnett	.259	143	4810	566	1247	245	32	79	527	429	986	94	35
Louisville	.258	144	4822	539	1245	240	21	72	489	411	987	54	34
Lehigh Valley	.257	143	4753	599	1223	244	27	122	566	388	1046	64	40
Norfolk	.257	144	4921	535	1264	232	21	94	498	439	1062	62	32
Charlotte	.256	144	4799	598	1230	237	24	103	557	436	1146	105	49
Pawtucket	.254	142	4721	541	1198	234	26	94	502	368	993	93	36
Buffalo	.250	144	4695	499	1172	236	14	94	468	400	887	74	31
Indianapolis	.249	144	4738	548	1179	235	40	99	517	476	1135	110	80
Rochester	.248	144	4750	589	1178	220	34	129	557	452	1120	85	32
Durham	.238	144	4836	542	1149	264	23	115	507	473	1218	90	37
Syracuse	.238	143	4643	508	1103	211	29	81	475	444	1152	108	23

TEAM PITCHING

TEAM	W-L	ERA	G	CG	SHO	SV	IP	H	R	ER	HR	BB	SO
Scranton/WB	91-52	2.98	143	3	24	45	1247.1	1081	469	413	86	387	1198
Lehigh Valley	85-58	3.12	143	4	18	44	1262.1	1102	494	438	105	349	1009
Indianapolis	70-74	3.30	144	1	19	34	1277.2	1184	528	469	79	456	1057
Pawtucket	74-68	3.36	142	5	17	39	1247.1	1100	512	465	115	447	1100
Rochester	81-63	3.42	144	8	14	43	1266.1	1233	540	481	87	349	1010
Columbus	82-62	3.65	144	3	16	41	1278.1	1226	572	518	105	453	1035
Durham	64-80	3.67	144	4	10	25	1284.0	1182	591	523	111	476	1287
Toledo	68-76	3.68	144	4	12	31	1270.1	1288	581	519	87	424	1041
Buffalo	66-78	3.74	144	1	13	45	1248.1	1261	586	519	97	392	1027
Norfolk	62-82	3.78	144	1	14	33	1282.0	1288	585	538	102	395	1120
Syracuse	61-82	3.79	143	5	8	30	1226.2	1236	566	516	101	368	1012
Louisville	71-73	3.94	144	3	10	34	1273.2	1223	622	558	120	493	1068
Gwinnett	65-78	4.05	143	5	10	31	1253.2	1267	626	564	92	588	1073
Charlotte	65-79	4.50	144	8	8	29	1255.2	1328	680	628	131	414	913

TEAM FIELDING

TEAM	PCT.	G	PO	A	E	TC	DP	PB
Rochester	.985	144	3799	1455	80	5334	124	14
Norfolk	.985	144	3846	1432	83	5361	134	10
Columbus	.984	144	3835	1439	86	5360	129	4
Pawtucket	.983	142	3742	1208	84	5034	135	8
Toledo	.983	144	3811	1467	92	5370	132	11
Scranton/WB	.982	143	3742	1360	91	5193	135	21
Syracuse	.981	143	3680	1426	97	5203	118	13
Lehigh Valley	.981	143	3787	1408	99	5294	134	16
Durham	.981	144	3852	1374	102	5328	136	37
Gwinnett	.981	143	3761	1465	102	5328	160	20
Indianapolis	.981	144	3833	1533	105	5471	141	9
Charlotte	.981	144	3767	1633	106	5506	165	5
Buffalo	.980	144	3745	1481	106	5332	137	4
Louisville	.979	144	3821	1410	113	5344	134	14

HOME RECORD

CLUB	W	L	PCT.
Scranton/WB	44	27	.620
Columbus	43	29	.597
Lehigh Valley	42	30	.583
Rochester	42	30	.583
Pawtucket	41	31	.569
Durham	38	34	.528
Syracuse	37	34	.521
Charlotte	37	35	.514
Indianapolis	37	35	.514
Gwinnett	34	37	.479
Buffalo	34	38	.472
Louisville	33	39	.458
Norfolk	33	39	.458
Toledo	33	39	.458

ROAD RECORD

CLUB	W	L	PCT.
Scranton/WB	47	25	.653
Lehigh Valley	43	28	.606
Columbus	39	33	.542
Rochester	39	33	.542
Louisville	38	34	.528
Toledo	35	37	.486
Pawtucket	33	37	.471
Indianapolis	33	39	.458
Buffalo	32	40	.444
Gwinnett	31	41	.431
Norfolk	29	43	.403
Charlotte	28	44	.389
Durham	26	46	.361
Syracuse	24	48	.333

EXTRA-INNING RECORD

CLUB	W	L	PCT.
Scranton/WB	8	3	.727
Louisville	12	5	.706
Lehigh Valley	10	6	.625
Durham	13	10	.565
Charlotte	9	7	.563
Gwinnett	8	8	.500
Syracuse	6	6	.500
Columbus	7	8	.467
Pawtucket	5	6	.455
Indianapolis	7	9	.438
Rochester	6	8	.429
Norfolk	8	11	.421
Buffalo	2	6	.250
Toledo	1	9	.100

ONE-RUN RECORD

CLUB	W	L	PCT.
Rochester	23	15	.605
Columbus	26	18	.591
Louisville	25	18	.581
Lehigh Valley	26	21	.553
Scranton/WB	23	20	.535
Gwinnett	24	21	.533
Charlotte	22	21	.512
Pawtucket	21	22	.488
Syracuse	23	25	.479
Buffalo	19	22	.463
Toledo	17	20	.459
Norfolk	22	28	.440
Durham	18	28	.391
Indianapolis	17	27	.386

2016 INTERNATIONAL LEAGUE ATTENDANCE

	Openings	Openings Lost	Total	Average
Charlotte Knights	70	2	628,173	8,974
Indianapolis Indians	71	1	636,888	8,970
Columbus Clippers	68	4	602,171	8,855
Lehigh Valley IronPigs	70	2	611,015	8,729
Buffalo Bisons	70	1	562,755	8,039
Toledo Mud Hens	68	3	532,008	7,824
Durham Bulls	72	0	547,156	7,599
Louisville Bats	71	1	506,030	7,127
Rochester Red Wings	68	4	434,897	6,396
Pawtucket Red Sox	67	5	407,097	6,076
Scranton/Wilkes-Barre RailRiders	70	2	424,991	6,071
Norfolk Tides	68	4	373,042	5,486
Syracuse Chiefs	66	6	274,427	4,158
Gwinnett Braves	70	2	225,259	3,218



Outfielder **Dariel Alvarez** ranked among International League leaders in at-bats (1st, 524), doubles (1st, 38) and hits (3rd, 151) for the Tides in 2016.

2016 International League Leaders

BATTING

BATTING AVG.

Iribarren, H	LOU	.327
Diaz, Y	COL	.325
Solano, D	SWB	.319
McGehee, C	TOL	.317
Montero, J	BUF	.317
Gamel, B	SWB	.308
Winker, J	LOU	.303
Bonifacio, E	GWN	.298
Gonzalez, E	COL	.296
Bell, J	IND	.295

HOME RUNS

Aguilar, J	COL	30
Walker, A	ROC	27
Skole, M	SYR	24
Marrero, C	PAW	23
Moya, S	TOL	20
Ruf, D	LHV	20

RBI

Aguilar, J	COL	92
Skole, M	SYR	78
Walker, A	ROC	75
Marrero, C	PAW	71
Huffman, C	TOL	70

HITS

Solano, D	SWB	163
Montero, J	BUF	155
Alvarez, D	NOR	151
Gamel, B	SWB	149
Marrero, C	PAW	139
McGehee, C	TOL	139

RUNS

Gamel, B	SWB	80
Huffman, C	TOL	78
Williams, N	LHV	78
Skole, M	SYR	67
Solano, D	SWB	64
Walker, C	NOR	64

DOUBLES

Alvarez, D	NOR	38
McGehee, C	TOL	37
Huffman, C	TOL	33
Solano, D	SWB	33
Williams, N	TOL	33

TRIPLES

Schebler, S	LOU	8
Turner, T	SYR	8
Hanson, A	IND	7

6 others tied at 6

STOLEN BASES

Bonifacio, E	GWN	37
Hanson, A	IND	36
Tovar, W	ROC	29
Turner, T	SYR	25
den Dekker, M	SYR	20

ON-BASE %

Diaz, Y	COL	.399
Winker, J	LOU	.397
Huffman, C	TOL	.387
Bell, J	IND	.382
Iribarren, H	LOU	.380

EXTRA-BASE HITS

Aguilar, J	COL	56
Huffman, C	TOL	55
Marrero, C	PAW	55
Walker, A	ROC	54
Williams, N	LHV	52

SLUGGING %

Ruf, D	LHV	.529
Huffman, C	TOL	.505
Moya, S	TOL	.501
Marrero, C	PAW	.494
Judge, A	SWB	.489

PITCHING

ERA (Min. 0.8 IP/team game)

Thompson, J	LHV	2.50
Lively, B	LHV	3.06
Voth, A	SYR	3.15
Espino, P	SYR	3.30
Wheeler, J	ROC	3.53
Owens, H	PAW	3.53
Schultz, J	DUR	3.58
Hutchison, D	IND	3.59
Elias, R	PAW	3.60
Albers, A	ROC	3.69

SAVES

Mujica, E	ROC	26
Martin, R	SYR	22
Tepera, R	BUF	18
Garcia, L	LHV	13
Parnell, B	TOL	12
Rondon, J	IND	12
Stoffel, J	NOR	12

GAMES

Beato, P	NOR	65
Guilmet, P	TOL	65
Kensing, L	TOL	52
Phillips, Z	NOR/IND	51
Martin, R	SYR	50

WINS

Clevinger, M	COL	11
Lively, B	LHV	11
Merritt, R	COL	11
Thompson, R	LHV	11
Wheeler, J	ROC	11

SHUTOUTS

Darnell, L	ROC	2
------------	-----	---

12 others tied at 1

WALKS

Owens, H	PAW	81
Stephenson, R	LOU	71
Schultz, J	DUR	68
Glasnow, T	IND	62
Elias, R	PAW	57
Voth, A	SYR	57

LOSSES

Diamond, S	BUF	15
Hill, T	SYR	13
Espino, P	SYR	11
Gunkel, J	NOR	11
Leroux, C	BUF	11
Marks, J	DUR	11
Pruitt, A	DUR	11
Volstad, C	CHA	11
Weber, T	TOL	11

STRIKEOUTS

Schultz, J	DUR	163
Pruitt, A	DUR	149
Hutchison, D	IND	138
Owens, H	PAW	135
Espino, P	SYR	133
Glasnow, T	IND	133
Voth, A	SYR	133

INNINGS PITCHED

Volstad, C	CHA	176.2
Buchanan, D	LHV	167.1
Diamond, S	BUF	166.0
Pruitt, A	DUR	162.2
Voth, A	SYR	157.0

HR ALLOWED

Pruitt, A	DUR	21
Hill, T	SYR	19
Cuevas, W	PAW	18
Stephenson, R	LOU	17
Cole, A	SYR	16
Hutchison, D	IND	16
Volstad, C	CHA	16

COMPLETE GAMES

Weber, T	TOL	3
----------	-----	---

11 others tied at 2

2016 Final Individual Statistics

BATTER	AVG.	G	AB	R	H	2B	3B	HR	RBI	BB	SO	SB	CS	OBP
Almanzar, Michael	.241	118	410	42	99	23	2	10	41	31	106	1	2	.297
Alvarez, Dariel	.288	130	524	53	151	38	0	4	49	28	80	7	2	.324
Avery, Xavier	.248	101	303	38	75	15	1	6	19	37	123	18	2	.332
Flaherty, Ryan	.421	5	19	3	8	1	0	0	1	3	5	0	0	.500
Hoes, L.J.	.242	102	396	45	96	13	2	6	33	43	58	8	8	.318
Janish, Paul	.248	76	246	26	61	8	0	0	18	28	33	1	3	.333
Joseph, Caleb	.250	9	40	2	10	0	0	0	4	2	5	0	0	.286
Joseph, Corban	.305	85	285	36	87	14	1	7	34	26	32	4	0	.362
Mancini, Trey	.280	125	483	60	135	22	5	13	54	48	123	2	2	.349
Marte, Alfredo	.000	2	5	0	0	0	0	0	0	0	2	0	0	.000
Martinez, Ozzie	.236	94	343	26	81	9	2	4	34	17	54	7	2	.271
O'Brien, Chris	.156	13	45	6	7	1	0	0	3	6	9	0	0	.255
Paredes, Jimmy	.333	8	27	5	9	2	0	1	3	2	8	2	0	.387
Pena, Francisco	.246	54	191	17	47	11	1	4	23	15	25	0	1	.298
Perez, Audry	.291	84	306	30	89	11	0	6	38	21	53	0	1	.343
Rosa, Garabez	.234	20	77	4	18	1	0	1	3	1	23	0	1	.244
Schoop, Sharlon	.236	46	165	13	39	6	1	4	22	13	40	0	1	.296
Sisco, Chance	.250	4	16	4	4	0	0	2	7	2	5	0	0	.333
Terdoslavich, Joey	.140	17	57	5	8	0	0	0	1	12	13	1	0	.286
Tolleson, Steve	.100	8	20	3	2	0	0	0	0	6	5	0	0	.308
Urrutia, Henry	.245	32	102	9	25	6	0	0	11	16	22	0	1	.347
Walker, Christian	.264	131	504	64	133	29	2	18	64	40	138	1	3	.321
Wynns, Austin	.278	8	18	3	5	1	0	1	4	0	2	0	0	.278
<u>Yastrzemski, Mike</u>	<u>.221</u>	<u>94</u>	<u>339</u>	<u>41</u>	<u>75</u>	<u>21</u>	<u>4</u>	<u>7</u>	<u>32</u>	<u>42</u>	<u>98</u>	<u>10</u>	<u>3</u>	<u>.312</u>
Team Total	.257	144	4921	535	1264	232	21	94	498	439	1062	62	32	.320

PITCHER	W-L	ERA	G	GS	CG	SHO	SV	IP	H	R	ER	HR	BB	SO
Additon, Nick	1-10	3.81	16	13	0	0	0	80.1	86	36	34	7	23	50
Aquino, Jayson	2-0	2.08	5	0	0	0	0	13.0	12	3	3	0	3	12
Beato, Pedro	5-5	2.65	65	0	0	0	4	68.0	59	29	20	6	24	62
Bridwell, Parker	1-0	1.80	4	0	0	0	0	10.0	4	2	2	1	1	14
Bundy, Bobby	0-0	0.00	1	0	0	0	0	1.0	1	0	0	0	0	0
Cabral, Cesar	1-0	9.72	7	0	0	0	0	8.1	13	10	9	0	5	4
Cortright, Garrett	0-1	27.00	1	0	0	0	0	0.1	2	1	1	0	1	0
Despaigne, Odrisamer	1-9	3.87	18	17	0	0	0	88.1	91	39	38	5	27	70
Doyle, Terry	0-2	5.87	4	4	0	0	0	23.0	29	15	15	0	6	12
Drake, Oliver	1-4	2.72	47	1	0	0	10	56.1	44	20	17	5	25	79
Duensing, Brian	0-0	0.00	3	0	0	0	0	3.0	4	0	0	0	0	6
Gallardo, Yovani	1-0	3.60	2	2	0	0	0	10.0	5	4	4	2	4	10
Gausman, Kevin	0-1	4.76	1	1	0	0	0	5.2	4	3	3	0	2	9
Gorzalanny, Tom	0-0	4.50	7	0	0	0	0	6.0	11	7	3	0	5	5
Gunkel, Joe	8-11	4.08	24	24	1	0	0	141.1	156	68	64	14	18	94
Hale, David	4-7	5.84	20	20	0	0	0	94.0	133	65	61	10	23	56
Hoes, L.J.	1-0	0.00	3	0	0	0	0	3.2	1	0	0	0	1	1
Lobstein, Kyle	0-0	0.00	1	0	0	0	0	1.0	0	0	0	0	1	0
Martinez, Ozzie	0-0	0.00	1	0	0	0	0	2.0	0	0	0	0	1	1
McFarland, T.J.	1-1	4.44	8	4	0	0	0	26.1	33	13	13	3	7	11
McGough, Scott	2-3	4.72	26	2	0	0	0	47.2	50	27	25	5	19	36
Miranda, Ariel	4-7	3.93	19	19	0	0	0	100.2	95	47	44	11	31	87
Oliver, Andy	3-2	3.43	28	14	0	0	0	86.2	85	35	33	6	36	84
Olmos, Edgar	4-4	2.88	42	0	0	0	0	68.2	63	26	22	4	28	76
Phillips, Zach	9-3	4.45	49	0	0	0	1	60.2	60	32	30	3	30	84
Redmond, Todd	0-2	27.00	2	2	0	0	0	5.0	18	15	15	2	3	6
Rodriguez, Richard	6-2	2.53	48	2	0	0	2	81.2	65	23	23	5	25	81
Roe, Chaz	1-2	2.39	33	0	0	0	4	37.2	27	10	10	1	10	45
Stoffel, Jason	0-2	1.78	28	0	0	0	12	30.1	22	8	6	2	11	37
Tolliver, Ashur	0-0	1.42	11	0	0	0	0	12.2	11	2	2	0	6	16
Wilson, Tyler	2-0	4.56	6	6	0	0	0	23.2	26	12	12	1	3	20
Wright, Mike	4-4	3.07	13	13	0	0	0	76.1	72	30	26	8	14	48
<u>Zouzalik, Michael</u>	<u>0-0</u>	<u>3.12</u>	<u>3</u>	<u>0</u>	<u>0</u>	<u>0</u>	<u>0</u>	<u>8.2</u>	<u>6</u>	<u>3</u>	<u>3</u>	<u>1</u>	<u>2</u>	<u>4</u>
Team Total	62-82	3.78	144	144	1	14	33	1282.0	1288	585	538	102	395	1120

2016 TIDES HIGHS AND LOWS

Team Batting

Most Runs, Game	20, 4/19 @ CHA
Most Runs, Inning	8, 8/27 vs CHA
Most Hits, Game	21, 4/19 @ CHA
Most Hits, Inning	9, 8/27 vs CHA
Fewest Hits, Game	1, 6/6 vs DUR
Most Doubles, Game	5, 4x, last: 9/1 @ CHA
Most Triples, Game	2, 2x, last: 7/24 vs TOL
Most Home Runs, Game	5, 8/17 @ SWB
Most Home Runs, Inning	2, 2x, last: 4th inning, 8/17 @ SWB
Consecutive Games with a Home Run	9, 6/21 - 6/29
Most Extra-Base Hits, Game	10, 9/1 @ CHA
Most Walks, Game	11, 4/10 vs GWN
Most Strikeouts, Game	16, 5/18 @ PAW
Most Stolen Bases, Game	4, 8/26 vs CHA
Most Caught Stealing, Game	2, 3x, last: 5/21 @ SYR
Most Left On Base	19, 6/2 vs PAW (franchise record)

Individual Batting

Most At-Bats, Game	7, 6x, last: Co. Joseph, 8/26 vs CHA
Most Runs, Game	4, Pérez, 4/19 @ CHA
Most Hits, Game	5, Álvarez, 6/2 vs PAW
Most Doubles, Game	3, 2x, last: Álvarez, 7/30 @ IND
Most Triples, Game	1, 21x, last: Yastrzemski, 9/1 @ CHA
Most Home Runs, Game	2, 4x, last: Walker, 9/5 @ DUR
Most RBI, Game	6, Álvarez, 5/3 @ LOU
Most Total Bases, Game	11, Schoop, 5/6 @ DUR
Most Extra-Base Hits, Game	3, 3x, last: Yastrzemski, 9/1 @ CHA
Most Walks, Game	3, 4x, last: Joseph, 8/8 vs GWN
Most Strikeouts, Game	4, 4x, last: Mancini, 8/30 @ GWN
Most Stolen Bases, Game	2, 4x, last: Avery, 8/26 vs CHA
Most Caught Stealing, Game	1, 32x, last: Mancini, 8/27 vs CHA
Longest Hitting Streak	20 games, Álvarez 7/8 - 8/4

Miscellaneous

Longest Winning Streak	5, 7/30 - 8/3
Longest Losing Streak	7, last: 5/7 - 5/12
Largest Margin of Victory	16 runs, 4/19 @ CHA (20-4 win)
Largest Margin of Defeat	10 runs, 2x, last: 8/28 vs. CHA (14-4 loss)
Largest Comeback Win	6 runs, 5/6 @ DUR (Trailed 7-1, won 9-7)
Largest Lead Blown in a Loss	4 runs, 5/30 @ LHV (Led 4-0, lost 6-4)
Longest Game Time, 9 Inning Game	3:26, 9/1 @ CHA
Longest Game Time, 7 Inning Game	2:40, 8/15 vs SWB (GM 2)
Shortest Game Time, 9 Inning Game	2:01, 6/9 @ DUR
Shortest Game Time, 7 Inning Game	1:58, 4/23 vs DUR (GM 1)
Longest Game Time, Extra Inning Game	4:27, 8/26 vs CHA (14 innings)
Longest Extra-Inning Game, Innings	14 innings, 3x, last: 8/26 vs CHA

Team Pitching

Fewest Hits Allowed, Game	1, 8/3 @ DUR
Most Strikeouts	15, 2x, last: 8/26 vs CHA
Most Walks	8, 2x, last: 7/27 vs COL
Most Runs Allowed, Game	14, 8/28 vs CHA
Most Runs Allowed, Inning	9, 1st inning, 6/24 @ COL
Most Hits Allowed, Game	19, 2x, last: 5/12 vs. CHA
Most Hits Allowed, Inning	7, 3x, last: 8th inning, 8/28 vs CHA
Most Home Runs Allowed, Game	4, 2x, last: 8/25 vs ROC
Most Home Runs Allowed, Inning	3, 1st inning, 8/22 vs DUR
Most Extra-Base Hits Allowed, Game	8, 9/4 @ DUR
Most Extra-Base Hits Allowed, Inning	5, 2nd inning, 9/4 @ DUR
Most Pitchers Used, Game	7, 3x, last: 5/17 @ PAW
Most Hit Batters, Game	2, 5x, last: 9/1 @ CHA
Most Relief Innings Pitched, Game	10.1, 8/26 vs CHA
Most Relief Runs Allowed, Game	9, 6/4 vs PAW
Most Relief Strikeouts, Game	12, 4/27 vs IND
Most Relief Walks Issued, Game	7, 2x, last: 7/29 @ IND
Most Left on Base	14, 4x, last: 9/1 @ CHA

Individual Pitching

Most Innings Pitched, Starter	8.0, 3x, last: Wright, 7/30 @ IND
Most Innings Pitched, Reliever	5.0, Additon, 6/21 vs LHV
Most Strikeouts, Starter	9, 4x, last: Wright, 7/30 @ IND
Most Strikeouts, Reliever	5, 7x last: Despaigne, 8/24 vs ROC
Most Walks, Starter	4, 2x, last: Hale, 7/27 vs COL
Most Walks, Reliever	3, 9x, last: Rodriguez, 7/31 @ IND
Most Hits Allowed, Starter	11, 3x, last: Hale, 8/17 @ SWB
Most Hits Allowed, Reliever	7, Phillips, 8/28 vs CHA
Most Runs Allowed, Starter	9, 3x, last: McGough, 6/24 @ COL
Most Runs Allowed, Reliever	5, 3x, last: Phillips, 8/28 vs CHA
Most Home Runs Allowed, Starter	4, Gunkel, 8/25 vs ROC
Most Home Runs Allowed, Reliever	2, Beato, 5/8 @ DUR
Most Pitches Thrown, Starter	105, Despaigne, 6/8 @ DUR
Most Pitches Thrown, Reliever	88, Oliver, 8/5 @ CHA
Highest Game Score, Starter	83, Miranda, 6/18 vs DUR
Consecutive IP Without Allowing ER	19.2, Miranda, 6/23 - 7/8

Team & Individual Fielding

Most Errors, Tides, Game	3, 6x, last: 9/1 @ CHA
Most Errors, Tides, Individual	2, 4x, last: Almanzar, 7/27 vs COL
Most Errors, Opponent, Game	4, 4/19 @ CHA
Most Errors, Opponent, Individual	2, Hector Sanchez, 4/19 @ CHA
Consecutive Games With Error	6 games, 6/24 - 6/29
Consecutive Games Without Error	10 games, 8/4 - 8/14
Most Double Plays Turned, Team	3, 7x, last: 8/23 vs ROC
Most Double Plays Turned Against, Team	5, 6/21 vs LHV (Tied a franchise record)
Most Stolen Bases Allowed, Team	3, 4x, last: 6/29 @ TOL
Most Runners Caught Stealing, Team	2, 3x, last: 6/30 vs DUR

2016 RUNS BY INNINGS

	1st	2nd	3rd	4th	5th	6th	7th	8th	9th	Extra	Total
OPP	106	75	66	70	51	50	71	48	29	19	585
TIDES	63	60	73	46	47	56	53	78	47	12	535

TIDES HOME RUNS (94)

Player	Number	Solo	2-run	3-run	GS	vs. LHP	vs. RHP	Home	Road
Almanzar, Michael	10	8	1	1	--	6	4	2	8
Álvarez, Dariel	4	2	1	--	1	1	3	--	4
Avery, Xavier	6	4	2	--	--	2	4	3	3
Hoes, L.J.	6	4	1	1	--	1	5	--	6
Joseph, Corban	7	4	2	1	--	--	7	1	6
Mancini, Trey	13	9	4	--	--	2	11	6	7
Martínez, Ozzie	4	--	1	1	2	4	--	2	2
Paredes, Jimmy	1	1	--	--	--	--	1	1	--
Peña, Francisco	4	2	2	--	--	--	4	1	3
Pérez, Audry	6	5	--	1	--	2	4	2	4
Rosa, Garabez	1	1	--	--	--	1	--	--	--
Schoop, Sharlon	4	2	2	--	--	1	3	--	4
Sisco, Chance	2	--	1	--	1	--	2	--	2
Walker, Christian	18	9	6	3	--	4	14	3	15
Wynns, Austin	1	1	--	--	--	1	--	--	1
Yastrzemski, Mike	7	4	2	1	--	--	7	3	4
Totals	94	56	25	9	4	25	69	25	69

2016 TIDES PITCHING SPLITS

	W-L-S	G	ERA	IP	H	R	ER	BB	SO	HR
Totals	62-82-33	144	3.78	1,282.0	1288	585	538	102	395	1120
Starters	26-47	144	4.59	711.2	806	384	363	71	183	506
Relievers	36-35-33	143	2.78	570.1	482	201	175	31	212	614
Home	33-39-19	72	3.83	661.0	662	306	281	54	185	565
Road	29-43-14	72	3.72	621.0	626	279	257	48	210	555
April	9-14-5	23	4.59	202.0	222	112	103	13	74	191
May	9-20-5	29	3.35	258.0	254	113	96	18	88	213
June	13-16-10	29	3.70	258.0	253	112	106	22	80	216
July	12-15-6	27	3.31	242.1	234	100	89	17	76	233
August	17-14-7	31	3.74	283.2	275	118	118	29	68	237
September	2-3-0	5	6.16	38.0	50	30	26	3	9	30

2016 CATCHING STATISTICS

Catcher	ERA	IP	ER	W-L (GS)	QS	CS/ATT	%
Joseph, Caleb	5.01	59.1	33	3-3	0	2/3	.667
O'Brien, Chris	3.72	75.0	31	4-4	3	1/7	.143
Peña, Francisco	3.20	441.2	157	24-27	14	18/40	.450
Pérez, Audry	4.03	645.0	289	27-45	20	21/71	.296
Sisco, Chance	5.91	32.0	21	2-2	0	0/3	.000
Wynns, Austin	2.17	29.0	7	2-2	1	2/3	.667
Totals:	3.78	1,282.0	538	62-83	38	44/127	.346



Catcher Audry Pérez hit .291 with six home runs and 38 RBI in 84 games for the Tides in 2016. He also represented Norfolk in the Triple-A All-Star Game.

2016 MISCELLANEOUS BREAKDOWN

Series Record (won-lost-split):	17-22-8			vs. RH starters:	Home	Away	Total
Largest Home Crowd:	13,902 (8/27 vs. CHA)			vs. LH starters:	25-31	22-31	47-62
Largest Road Crowd:	13,022 (7/30 @ IND)			Tides score first:	8-8	7-12	15-20
Most Games Up in IL South:				Opponents score first:	16-6	22-13	38-19
Most Games Back in IL South:	-11.5, 2x, last: 6/13			Score at least 4 in game:	17-33	7-30	24-63
DH Record (sweep-swept-split):	1-2-2			Score less than 4 in game:	19-10	26-12	45-22
	Home	Away	Total	When Tides get Quality Start	11-7	12-9	23-16
Overall Record:	33-39	29-43	62-82	When Tides starter goes 6.0 IP	12-10	11-11	23-21
Day Games:	8-6	7-9	15-15	1-run games:	20-11	2-17	22-28
Night Games:	25-33	22-34	47-67	2-run games:	2-7	4-9	6-16
April:	6-8	3-6	9-14	vs. IL South	17-18	16-22	33-40
May:	3-10	6-10	9-20	vs. IL North	7-14	7-13	14-27
June:	7-7	6-9	13-16	vs. IL West	8-7	7-8	15-15
July:	7-7	5-8	12-15	vs. NL Affiliates	8-15	9-20	17-35
August:	10-7	7-7	17-14	vs. AL Affiliates	25-24	20-24	45-47
September:	0-0	2-3	2-3	Come from behind wins:	19	11	30
Pre-All-Star Break:	19-29	16-27	35-56	Opp. come from behind wins:	10	20	30
Post All-Star Break:	14-10	13-16	27-26	Ahead after 7 innings:	22-1	24-2	46-3
Series Openers:	9-15	12-11	21-26	Behind after 7 innings:	5-34	5-32	10-66
Series Finales:	12-12	8-15	20-27	Tied after 7 innings:	6-4	0-9	6-13
Mondays:	3-7	7-4	10-11	Ahead after 8 innings:	27-0	25-1	52-1
Tuesdays:	5-6	6-4	11-10	Behind after 8 innings:	1-30	3-33	4-63
Wednesdays:	3-5	4-8	7-13	Tied after 8 innings:	3-6	0-6	3-12
Thursdays:	4-7	2-5	6-12	Extra-innings:	7-5	1-6	8-11
Fridays:	5-5	2-8	7-13	Games decided on walk-off	8	9	8-9
Saturdays:	8-4	4-8	12-12	Tides hit home run(s):	10-10	23-21	33-31
Sundays:	5-5	4-6	9-11	Tides do not commit error:	22-22	16-20	38-42
Shutouts	6-8	8-9	14-17	Crowd of 10,000 or more:	3-2	5-8	8-10

2015 IL Players of the Week

WEEK OF

APR 7-10
 APR 11-17
 APR 18-24
 APR 25-MAY 1
 MAY 2-8
 MAY 9-15
 MAY 16-22
 MAY 23-29
 MAY 30-JUN 5
 JUN 6-12
 JUN 13-19
 JUN 20-26
 JUN 27-JUL 3
 JUL 4-10
 JUL 11-17
 JUL 18-24
 JUL 25-31
 AUG 1-7
 AUG 8-14
 AUG 15-21
 AUG 22-28
 AUG 29-SEP 4

BATTER

Richie Shaffer, DUR
 Trea Turner, SYR
 Josh Bell, IND
 Giovanny Urshela, COL
 Steven Moya, TOL
 Tim Anderson, CHA
 Adam Walker, ROC
 Byron Buxton, ROC
 Danny Ortiz, IND
 Kyle Higashioka, SWB
 Scott Schebler, LOU
 Aaron Judge, SWB
 Dixon Machado, TOL
 Chris Marrero, PAW
 J.P. Arencibia, DUR
 Yandy Diaz, COL
 Taylor Motter, DUR
 Giovanny Urshela, COL
 Beau Amaral, LOU
Christian Walker, NOR
 Byron Buxton, ROC
 Jesus Aguilar, COL

PITCHER

Henry Owens, PAW
 Zach Eflin, LHV
 Aaron Blair, GWN
 Tyler Glasnow, IND
 Williams Perez, GWN
 Andrew Albers, ROC
 Daniel Wright, LOU
 Chad Bell, TOL
 Blake Snell, DUR
 Ben Lively, LHV
Oliver Drake, NOR
 Sean O'Sullivan, PAW
 Jose Berrios, ROC
 Rafael Martin, SYR
 Justin Marks, DUR
 David Buchanan, LHV
 Matt Crouse, TOL
 Adam Morgan, LHV
 Phil Klein, LHV
 Adam Plutko, COL
 Jonathan Holder, SWB
 Ben Lively, LHV



Oliver Drake posted a 2.72 ERA and 10 saves in 47 games for the Tides in 2016. He was also named the IL Pitcher of the Week for the week of June 13-19.

2016 TRANSACTIONS

April (20 Transactions)

1. 4/10 RHP Terry Doyle transferred from Class-A Aberdeen
2. 4/10 RHP Jason Stoffel transferred to Double-A Bowie
3. 4/11 RHP Terry Doyle transferred to Double-A Bowie
4. 4/11 LHP Ariel Miranda transferred from Double-A Bowie
5. 4/16 RHP Todd Redmond released from Norfolk contract
6. 4/16 RHP Terry Doyle transferred from Double-A Bowie
7. 4/16 IF Steve Tolleson placed on DL with right groin injury
8. 4/16 IF Sharlon Schoop transferred from Class-A Aberdeen
9. 4/18 OF Alfredo Marte traded to Philadelphia organization
10. 4/18 RHP Scott McGough activated after being optioned
11. 4/20 RHP Kevin Gausman assigned to Norfolk on MLB Rehab
12. 4/21 IF Sharlon Schoop transferred to Class-A Aberdeen roster
13. 4/21 IF Garabez Rosa transferred from Double-A Bowie
14. 4/25 RHP Kevin Gausman ends MLB Rehab assignment
15. 4/25 IF Joey Terdoslavich transferred to Double-A Bowie
16. 4/25 IF Trey Mancini transferred from Double-A Bowie
17. 4/27 RHP Terry Doyle released from Norfolk contract
18. 4/27 IF Garabez Rosa transferred to Double-A Bowie
19. 4/27 RHP David Hale activated after being optioned from BAL
20. 4/27 IF Ryan Flaherty activated after being optioned from BAL

May (34 Transactions)

21. 5/1 RHP Joe Gunkel transferred from Double-A Bowie
22. 5/1 LHP Cesar Cabral assigned to Double-A Bowie
23. 5/3 IF Ryan Flaherty recalled to Baltimore
24. 5/3 LHP Jeff Beliveau reinstated from DL; assigned to Frederick
25. 5/3 IF Steve Tolleson reinstated from Norfolk DL
26. 5/4 IF Ozzie Martinez placed on disabled list (R hamstring)
27. 5/4 IF Sharlon Schoop transferred from Class-A Aberdeen
28. 5/6 IF Steve Tolleson placed on DL, retro to 5/5 (R groin)
29. 5/6 IF Michael Almanzar placed on DL, retro to 5/5 (R thumb)
30. 5/6 IF Garabez Rosa transferred from Double-A Bowie
31. 5/6 IF Corban Joseph transferred from Double-A Bowie
32. 5/7 IF Paul Janish has contract selected by Baltimore
33. 5/7 RHP Scott McGough designated for assignment
34. 5/9 RHP Scott McGough outrighted to Norfolk
35. 5/9 IF Jimmy Paredes assigned on MLB Rehab Assignment
36. 5/10 LHP T.J. McFarland activated after being optioned
37. 5/13 RHP David Hale placed on DL (retro to 5/11) with R calf injury
38. 5/16 OF Mike Yastrzemski transferred from Double-A Bowie
39. 5/16 OF Henry Urrutia transferred to Double-A Bowie
40. 5/16 IF Jimmy Paredes ends MLB Rehab Assignment
41. 5/16 IF Michael Almanzar reinstated from Norfolk disabled list
42. 5/18 RHP David Hale reinstated from Norfolk disabled list
43. 5/18 LHP Nick Additon transferred to Class-A Aberdeen
44. 5/23 IF Ozzie Martinez reinstated from Norfolk disabled list
45. 5/23 IF Steve Tolleson reinstated from DL, released from contract
46. 5/23 IF Garabez Rosa transferred to Double-A Bowie
47. 5/24 LHP T.J. McFarland placed on DL, retro to 5/21 (left knee)
48. 5/25 LHP Brian Duensing transferred from Class-A Aberdeen
49. 5/30 LHP T.J. McFarland reinstated from Norfolk disabled list
50. 5/30 LHP Edgar Olmos transferred to Double-A Bowie
51. 5/31 C Francisco Peña recalled to Baltimore
52. 5/31 C Chris O'Brien transferred to Norfolk from Double-A Bowie
53. 5/31 LHP Edgar Olmos transferred from Double-A Bowie
54. 5/31 RHP Scott McGough transferred to Double-A Bowie

June (23 Transactions)

55. 6/1 LHP T.J. McFarland recalled to Baltimore
56. 6/1 RHP Scott McGough transferred from Double-A Bowie
57. 6/2 LHP Brian Duensing has contract selected by Baltimore
58. 6/3 LHP Ashur Tolliver activated after being optioned from BAL
59. 6/4 LHP Nick Additon transferred to Norfolk from Aberdeen
60. 6/4 LHP Andy Oliver transferred to Class-A Aberdeen
61. 6/7 RHP Yovani Gallardo to Norfolk on MLB Rehab Assignment
62. 6/14 RHP Odrisamer Despaigne recalled to Baltimore
63. 6/17 C Zach Booker transferred to Norfolk from Class-A Aberdeen
64. 6/18 RHP Yovani Gallardo ends MLB Rehab Assignment
65. 6/18 C Zach Booker assigned to disabled list with left thumb injury
66. 6/18 LHP Andy Oliver signed to Norfolk contract
67. 6/20 RHP David Hale placed on disabled list with right calf injury
68. 6/20 LHP T.J. McFarland activated after being optioned from BAL
69. 6/21 RHP Oliver Drake recalled to Baltimore
70. 6/21 RHP Mike Wright activated after being optioned from BAL
71. 6/22 LHP Ashur Tolliver recalled to Baltimore
72. 6/23 RHP Jason Stoffel transferred from Double-A Bowie
73. 6/25 OF Christian Walker placed on TI List (retro to 6/24)
74. 6/25 LHP T.J. McFarland recalled to Baltimore
75. 6/25 IF Paul Janish activated after being outrighted from Baltimore
76. 6/28 LHP Ashur Tolliver activated after being optioned from BAL
77. 6/30 RHP Chaz Roe has contract selected by Baltimore

July (26 Transactions)

78. 7/1 OF Christian Walker activated from Temporarily Inactive List
79. 7/2 RHP Oliver Drake activated after being optioned from BAL
80. 7/2 C Francisco Peña activated after being optioned from BAL
81. 7/2 IF Sharlon Schoop placed on DL, retro to 7/1, with R toe injury
82. 7/2 C Chris O'Brien transferred to Double-A Bowie
83. 7/3 LHP Ariel Miranda has contract selected by Baltimore
84. 7/4 OF Dariel Álvarez recalled to Baltimore
85. 7/4 RHP David Hale reinstated from Norfolk disabled list
86. 7/7 RHP Tyler Wilson activated after being optioned from BAL
87. 7/7 LHP Ariel Miranda activated after being optioned from BAL
88. 7/7 LHP Ashur Tolliver place on Temporarily Inactive List
89. 7/8 RHP Mike Wright recalled to Baltimore
90. 7/8 OF Dariel Álvarez activated after being optioned from BAL
91. 7/11 LHP Nick Additon placed on DL, retro to 7/9, with R shin injury
92. 7/11 RHP Mike Wright activated after being optioned from BAL
93. 7/15 IF Sharlon Schoop activated from DL, transferred to Bowie
94. 7/19 LHP Ashur Tolliver activated from Temporarily Inactive List
95. 7/19 RHP Scott McGough transferred to Double-A Bowie
96. 7/22 OF Dariel Álvarez recalled to Baltimore
97. 7/23 RHP Tyler Wilson recalled to Baltimore
98. 7/24 LHP Tom Gorzelanny signed to Norfolk contract
99. 7/26 C Audry Pérez placed on DL, retro to 7/23, with R knee injury
100. 7/26 C Austin Wynns transferred to Norfolk from Double-A Bowie
101. 7/27 OF Dariel Álvarez activated after being optioned from BAL
102. 7/31 LHP Ashur Tolliver placed on DL, retro 7/30, (L hamstring injury)
103. 7/31 LHP Ariel Miranda traded to Seattle Mariners organization

August (39 Transactions)

104. 8/2 C Audry Pérez reinstated from disabled list
105. 8/2 C Austin Wynns transferred to Class-A Frederick
106. 8/3 LHP Nick Additon activated from DL; granted release
107. 8/3 RHP Tyler Wilson activated after being optioned from BAL
108. 8/4 RHP Odrisamer Despaigne activated after option from BAL
109. 8/8 RHP Sam Deduno reinstated from Norfolk DL and released
110. 8/13 RHP Tyler Wilson recalled to Baltimore
111. 8/13 LHP Tom Gorzelanny granted unconditional release
112. 8/15 LHP Jayson Aquino transferred from Double-A Bowie
113. 8/15 RHP Parker Bridwell transferred from Double-A Bowie
114. 8/16 LHP Edgar Olmos placed on Temporarily Inactive List
115. 8/16 RHP Garrett Cortright transferred from Class-A Frederick
116. 8/19 RHP Garrett Cortright transferred to Class-A Frederick
117. 8/19 LHP Edgar Olmos activated from Temporarily Inactive List
118. 8/20 C Francisco Peña recalled to Baltimore
119. 8/20 RHP Odrisamer Despaigne recalled to Baltimore
120. 8/20 RHP Michael Zouzalik transferred from Class-A Frederick
121. 8/20 RHP Scott McGough transferred from Double-A Bowie
122. 8/21 C Austin Wynns transferred to Norfolk from Class-A Frederick
123. 8/21 RHP Parker Bridwell recalled to Baltimore
124. 8/23 RHP Tyler Wilson activated after being optioned from BAL
125. 8/23 C Caleb Joseph activated after being optioned from Baltimore
126. 8/23 RHP Scott McGough transferred to Double-A Bowie
127. 8/23 C Austin Wynns transferred to Class-A Frederick
128. 8/23 RHP Jason Stoffel placed on DL, retro to 8/20 (R Shoulder)
129. 8/24 RHP Odrisamer Despaigne activated after option from BAL
130. 8/24 RHP Mike Wright recalled to Baltimore
131. 8/26 LHP Edgar Olmos placed on Temporarily Inactive List
132. 8/27 RHP Parker Bridwell activated after being optioned from BAL
133. 8/28 RHP Oliver Drake recalled to Baltimore
134. 8/29 RHP Michael Zouzalik transferred to Class-A Frederick
135. 8/29 LHP T.J. McFarland activated after being optioned to Norfolk
136. 8/29 LHP Ashur Tolliver reinstated from Norfolk disabled list
137. 8/30 C Audry Perez placed on disabled list with oblique strain
138. 8/30 C Austin Wynns transferred to Norfolk from Class-A Frederick
139. 8/31 LHP Zach Phillips traded to Pittsburgh organization
140. 8/31 LHP Ashur Tolliver designated for assignment
141. 8/31 RHP Mike Wright activated after being optioned from BAL
142. 8/31 LHP Edgar Olmos reinstated from Temporarily Inactive List

September (8 Transactions)

143. 9/1 C Chance Sisco transferred to Norfolk from Double-A Bowie
144. 9/2 RHP Tyler Wilson recalled to Baltimore
145. 9/2 C Caleb Joseph recalled to Baltimore
146. 9/2 LHP Jayson Aquino recalled to Baltimore
147. 9/2 RHP Bobby Bundy transferred from Double-A Bowie
148. 9/4 LHP Kyle Lobstein activated after being outrighted
149. 9/4 RHP Jason Stoffel reinstated from disabled list
150. 9/5 RHP Odrisamer Despaigne designated for assignment

Number Of Transactions Per Year As Orioles Affiliate

2007	121	2012	226
2008	117	2013	172
2009	103	2014	160
2010	153	2015	159
2011	152	2016	150



2016 TIDES DAILY RESULTS

APRIL (9-14) BATTING: .257, 11 HR, 3.6 RUNS PER GAME PITCHING: 4.59 ERA, 5 SAVES

DATE	OPP	W/L	SCORE	WINNING P	LOSING P	SAVE	RECORD	PL	GB	ATT	TOG
4/7	GWN	L	2-0	J. Chacin (1-0)	O. Despaigne (0-1)	D. Peterson (1)	0-1	T-3rd	-1.0	6,477	2:51
4/8	GWN	L	4-2 (10)	D. Burawa (1-0)	Z. Phillips (0-1)	M. Younginer (1)	0-2	4th	-2.0	3,096	3:08
4/9	GWN	L	11-5	A. Blair (1-0)	T. Redmond (0-1)		0-3	4th	-3.0	3,128	2:49
4/10	GWN	W	9-4	Z. Phillips (1-1)	I. Krol (0-1)		1-3	T-3rd	-2.0	3,456	2:50
4/11	CHA	W	7-6	R. Rodriguez (1-0)	D. Webb (1-1)	O. Drake (1)	2-3	3rd	-2.0	2,994	2:56
4/13	CHA	L	8-1	C. Volstad (1-0)	O. Despaigne (0-2)		2-4	T-3rd	-2.5	3,805	2:31
4/14	gwn	L	5-0	A. Blair (2-0)	N. Additon (0-1)		2-5	T-3rd	-3.5	5,172	2:35
4/15	gwn	L	10-0	T. Jenkins (1-0)	T. Redmond (0-2)		2-6	T-3rd	-4.5	3,352	2:45
4/16	gwn	L	4-1	C. Kelly (1-0)	T. Doyle (0-1)		2-7	4th	-5.5	6,208	2:17
4/17	gwn	L	4-3	J. Gant (1-0)	A. Miranda (0-1)	D. Peterson (2)	2-8	4th	-6.5	4,767	2:08
4/18	cha	W	3-2	C. Roe (1-0)	M. Ynoa (0-1)	O. Drake (2)	3-8	4th	-5.5	6,741	2:34
4/19	cha	W	20-4	N. Additon (1-1)	T. Marin (0-1)		4-8	T-3rd	-5.5	7,007	3:16
4/20	cha	L	6-3	K. Gausman (0-1)	C. Beck (1-0)		4-9	4th	-5.5	6,805	2:34
4/21	DUR	L	4-2 (10)	J. Marinez (2-1)	P. Beato (0-1)		4-10	4th	-5.5	4,166	3:01
4/23-1	DUR	W	1-0 (7)	P. Beato (1-1)	M. Andriese (1-2)	O. Drake (3)	5-10	--	--	--	1:58
4/23-2	DUR	W	4-3 (7)	C. Cabral (1-0)	C. Hu (0-1)	C. Roe (1)	6-10	4th	-3.5	8,304	2:29
4/24	LOU	L	9-0	R. Stephenson (1-1)	O. Despaigne (0-3)		6-11	4th	-3.5	4,731	2:59
4/25	LOU	L	4-1	N. Additon (1-2)	T. Adelman (2-0)		6-12	4th	-3.5	2,368	2:28
4/26	LOU	L	9-2	C. Reed (1-0)	T. Doyle (0-2)		6-13	4th	-4.5	2,639	2:44
4/27	IND	W	7-6 (12)	R. Rodriguez (2-0)	J. Rodon (1-1)		7-13	4th	-4.5	2,703	3:33
4/28	IND	W	6-5	E. Olmos (1-0)	G. Knudson (1-1)	C. Roe (2)	8-13	4th	-4.5	3,419	2:27
4/29	ind	L	3-0	W. Boscan (2-2)	O. Despaigne (0-4)	C. Partch (1)	8-14	4th	-4.5	6,523	2:22
4/30	ind	W	5-1	P. Beato (2-1)	T. Haley (0-2)		9-14	4th	-3.5	7,088	2:42

MAY (9-20) BATTING: .243, 21 HR, 3.2 RUNS PER GAME PITCHING: 3.35 ERA, 5 SAVES

DATE	OPP	W/L	SCORE	WINNING P	LOSING P	SAVE	RECORD	PL	GB	ATT	TOG
5/1	ind	L	4-0	T. Glasnow (2-1)	J. Gunkel (0-1)	C. Partch (2)	9-15	4th	-3.5	5,329	2:38
5/2	lou	L	1-0	D. Diaz (1-0)	E. Olmos (1-1)		9-16	4th	-3.5	4,589	2:19
5/3	lou	W	8-0	A. Miranda (1-1)	J. Smith (2-2)		10-16	4th	-2.5	5,402	2:52
5/4	lou	L	3-2	C. Rogers (2-0)	C. Roe (1-1)	S. Delabar (3)	10-17	4th	-3.5	8,959	2:33
5/6	dur	W	9-7 (10)	Z. Phillips (2-1)	M. Sappington (0-1)	P. Beato (1)	11-17	4th	-3.5	6,222	3:37
5/7	dur	L	2-1 (11)	D. Farquhar (1-0)	R. Rodriguez (2-1)		11-18	4th	-3.5	10,592	2:50
5/8	dur	L	6-4 (13)	M. Acosta (1-0)	P. Beato (2-2)		11-19	4th	-4.5	7,833	3:52
5/9	CHA	L	5-3	C. Volstad (2-2)	A. Miranda (1-2)	T. Kahnle (2)	11-20	4th	-4.5	3,179	2:50
5/10-1	CHA	L	4-3 (7)	E. Johnson (2-1)	O. Drake (0-1)		11-21	--	--	--	2:03
5/10-2	CHA	L	3-2 (7)	W. Lamb (1-0)	O. Despaigne (0-5)	B. Goldberg (2)	11-22	4th	-5.0	2,510	2:09
5/11	CHA	L	7-4	T. Marin (2-3)	N. Additon (1-3)	M. Ynoa (2)	11-23	4th	-6.0	3,377	2:49
5/12	CHA	L	12-3	C. Beck (3-2)	J. Gunkel (0-2)		11-24	4th	-7.0	4,872	3:16
5/13	BUF	W	5-2	Z. Phillips (3-1)	R. Hernandez (1-2)	R. Rodriguez (1)	12-24	4th	-7.0	5,183	2:53
5/14	BUF	L	1-0	C. Leroux (1-3)	A. Miranda (1-3)	D. Antolin (3)	12-25	4th	-7.0	9,013	2:28
5/15	BUF	W	2-1	T. McFarland (1-0)	D. Hutchison (0-2)	P. Beato (2)	13-25	4th	-7.0	6,049	2:05
5/16	paw	W	3-1	R. Rodriguez (3-1)	A. Varvaro (1-1)	O. Drake (4)	14-25	4th	-7.0	3,677	2:34
5/17	paw	L	5-4 (14)	R. Scott (2-0)	N. Additon (1-4)		14-26	4th	-7.0	3,779	3:47
5/18	paw	L	3-2	R. Elias (1-3)	D. Hale (0-1)	A. Varvaro (1)	14-27	4th	-7.0	3,632	2:15
5/19	syr	L	7-4	S. Runion (1-1)	C. Roe (1-2)	R. Martin (8)	14-28	4th	-8.0	4,876	2:53
5/20	syr	L	6-2	T. Hill (2-3)	T. McFarland (1-1)		14-29	4th	-8.0	6,875	2:43
5/21	syr	W	7-2	O. Despaigne (1-5)	A. Voth (2-2)		15-29	4th	-7.0	2,358	2:57
5/22	syr	W	6-0	J. Gunkel (1-2)	A. Laffey (3-1)		16-29	4th	-7.0	2,553	2:25
5/24-1	GWN	L	3-2 (7)	T. Jenkins (5-2)	D. Hale (0-2)	C. Withrow (5)	16-30	--	--	--	2:02
5/24-2	GWN	W	2-1 (8)	R. Rodriguez (4-1)	M. Marksberry (0-1)		17-30	4th	-6.5	4,230	2:25
5/25	GWN	L	9-2	L. Sims (1-3)	A. Miranda (1-4)		17-31	4th	-7.0	4,004	2:48
5/27	SWB	L	4-0	C. Green (4-3)	O. Despaigne (1-6)		17-32	4th	-7.0	7,160	2:32
5/28	SWB	L	2-0	L. Somsen (1-0)	J. Gunkel (1-3)	A. Swarzak (5)	17-33	4th	-8.0	10,157	2:21
5/30	lhv	L	6-4	D. Buchanan (3-3)	S. McGough (0-1)	E. Mujica (12)	17-34	4th	-8.5	7,799	2:26
5/31	lhv	W	8-6	E. Olmos (2-1)	J. Thompson (3-5)	O. Drake (5)	18-34	4th	-8.5	7,824	3:18

2016 TIDES DAILY RESULTS

JUNE (13-16) BATTING: .249, 21 HR, 3.7 RUNS PER GAME PITCHING: 3.70 ERA, 10 SAVES

DATE	OPP	W/L	SCORE	WINNING P	LOSING P	SAVE	RECORD	PL	GB	ATT	TOG
6/1	lhv	L	5-3	B. Lively (1-0)	A. Miranda (1-5)	E. Mujica (13)	18-35	4th	-9.5	7,644	2:24
6/2	PAW	L	3-1 (14)	R. Mendez (2-1)	Z. Phillips (3-2)		18-36	4th	-9.5	3,376	4:09
6/3	PAW	W	3-2	J. Gunkel (2-3)	A. Wilkerson (1-1)	O. Drake (6)	19-36	4th	-8.5	6,094	2:32
6/4	PAW	L	11-6	S. O'Sullivan (3-2)	N. Additon (1-5)		19-37	4th	-9.5	8,072	3:24
6/5	PAW	L	4-1	R. Elias (3-3)	D. Hale (0-3)		19-38	4th	-9.5	6,114	2:30
6/6	DUR	L	6-0	J. Schultz (5-2)	A. Miranda (1-6)		19-39	4th	-10.5	3,608	2:17
6/7	DUR	W	7-3	Y. Gallardo (1-0)	A. Pruitt (4-4)		20-39	4th	-9.5	4,074	2:31
6/8	dur	W	6-2	P. Beato (3-2)	D. Floro (0-1)		21-39	4th	-8.5	8,599	2:52
6/9	dur	L	3-2	E. Gamboa (2-1)	J. Gunkel (2-4)	S. Geltz (2)	21-40	4th	-9.5	10,104	2:01
6/10	gwn	L	4-2	L. Sims (2-5)	N. Additon (1-6)	B. Roney (1)	21-41	4th	-10.0	5,292	2:25
6/11	gwn	L	6-4	T. Jenkins (6-3)	D. Hale (0-4)	B. Roney (2)	21-42	4th	-11.5	5,489	2:38
6/12	gwn	L	10-3	S. Janas (1-0)	A. Miranda (1-7)		21-43	4th	-11.5	2,363	2:52
6/13	cha	W	4-1	Z. Phillips (4-2)	J. Turner (3-5)	O. Drake (7)	22-43	4th	-10.5	8,176	2:32
6/14	cha	W	4-1	J. Gunkel (3-4)	C. Volstad (5-5)	O. Drake (8)	23-43	4th	-9.5	8,236	2:26
6/15	cha	L	1-0	T. Marin (4-5)	N. Additon (1-7)	T. Kahnle (5)	23-44	4th	-10.5	8,132	2:30
6/17	DUR	W	4-2	S. McGough (1-1)	J. Schultz (5-4)	O. Drake (9)	24-44	4th	-10.5	5,045	2:47
6/18	DUR	W	1-0	Z. Phillips (5-2)	R. Webb (0-1)	O. Drake (10)	25-44	4th	-9.5	10,066	2:12
6/19	DUR	W	10-6	J. Gunkel (4-4)	A. Wilk (2-7)		26-44	4th	-8.5	7,037	3:05
6/20	LHV	L	5-4 (10)	F. Herrmann (4-1)	Z. Phillips (5-3)	E. Mujica (16)	26-45	4th	-8.5	4,122	3:00
6/21	LHV	L	3-2	J. Thompson (6-5)	A. Oliver (0-1)	E. Ramos (5)	26-46	4th	-8.5	7,311	2:10
6/22	LHV	L	2-1	C. Murray (1-1)	P. Beato (3-3)	E. Mujica (17)	26-47	4th	-8.5	3,716	2:30
6/23	LHV	W	6-0	A. Miranda (2-7)	J. Russell (2-3)	R. Rodriguez (2)	27-47	4th	-7.5	4,747	2:18
6/24	col	L	10-7	M. Clevenger (7-0)	S. McGough (1-2)	T. House (1)	27-48	4th	-8.5	9,845	2:50
6/25	col	L	7-4	W. Roberts (6-5)	J. Gunkel (4-5)	J. Martin (2)	27-49	4th	-9.5	11,325	2:32
6/26	col	W	5-3	Z. Phillips (6-3)	R. Merritt (4-7)	C. Roe (3)	28-49	4th	-8.5	8,502	3:03
6/27	tol	W	7-4	M. Wright (1-0)	C. Bell (3-2)	C. Roe (4)	29-49	4th	-8.0	6,558	2:47
6/28	tol	W	3-0	A. Miranda (3-7)	M. Boyd (2-4)	J. Stoffel (1)	30-49	4th	-7.5	8,118	2:24
6/29	tol	L	4-2	M. Crouse (3-2)	N. Additon (1-8)	B. Parnell (7)	30-50	4th	-7.5	9,188	2:24
6/30	DUR	W	5-4	J. Gunkel (5-5)	J. Marks (2-7)	J. Stoffel (2)	31-50	4th	-6.5	4,110	2:53

JULY (12-15) BATTING: .267, 14 HR, 3.4 RUNS PER GAME PITCHING: 3.31 ERA, 6 SAVES

DATE	OPP	W/L	SCORE	WINNING P	LOSING P	SAVE	RECORD	PL	GB	ATT	TOG
7/1	DUR	W	2-1	R. Rodriguez (5-1)	S. Geltz (0-2)		32-50	4th	-5.5	6,122	2:22
7/2	DUR	W	1-0 (12)	S. McGough (2-2)	P. Markel (2-2)		33-50	4th	-5.5	8,526	3:27
7/3	DUR	L	4-1	A. Pruitt (7-5)	N. Additon (1-9)	D. Floro (7)	33-51	4th	-5.5	5,726	2:37
7/4	gwn	W	7-0	E. Olmos (3-1)	A. Blair (3-2)		34-51	4th	-4.5	9,682	3:01
7/5	gwn	L	3-1	R. Wooten (2-1)	J. Gunkel (5-6)	J. Ramirez (5)	34-52	4th	-4.5	1,964	2:10
7/6	gwn	L	3-2	R. Weber (2-3)	S. McGough (2-3)	M. Cleto (1)	34-53	4th	-5.5	5,489	2:29
7/7	SYR	L	8-0	T. Hill (4-8)	N. Additon (1-10)		34-54	4th	-6.0	4,543	2:36
7/8	SYR	L	4-3	K. Glover (1-0)	J. Stoffel (0-1)	R. Martin (16)	34-55	4th	-7.0	5,054	2:45
7/9	SYR	W	5-2	D. Hale (1-4)	J. Long (1-3)	J. Stoffel (3)	35-55	4th	-6.0	7,096	2:27
7/10	SYR	L	5-3	P. Espino (6-7)	J. Gunkel (5-7)	R. Martin (17)	35-56	4th	-6.5	5,072	2:48
7/14	roc	L	6-2	P. Dean (3-5)	M. Wright (1-1)		35-57	4th	-7.5	4,612	2:43
7/15	roc	L	8-6	A. Wimmers (2-1)	P. Beato (3-4)		35-58	4th	-7.5	8,862	2:48
7/16	roc	L	4-0	A. Albers (8-3)	D. Hale (1-5)		35-59	4th	-7.5	10,883	2:17
7/17	roc	L	3-2	J. Berrios (9-4)	J. Gunkel (5-8)	J. Chargois (7)	35-60	4th	-7.5	7,019	2:28
7/18	buf	W	11-8	E. Olmos (4-1)	D. Hutchison (6-4)	J. Stoffel (4)	36-60	4th	-7.5	6,211	3:07
7/19	buf	L	3-2	W. Font (1-2)	M. Wright (1-2)	R. Tepera (14)	36-61	4th	-8.5	6,758	2:14
7/20	buf	W	5-4	A. Oliver (1-1)	C. Leroux (7-7)	J. Stoffel (5)	37-61	4th	-7.5	10,153	2:59
7/21	TOL	L	6-5	C. Bell (7-3)	O. Drake (0-2)	B. Parnell (12)	37-62	4th	-7.5	4,686	3:13
7/22	TOL	L	5-2	J. Mantiply (1-1)	J. Gunkel (5-9)	B. Hardy (1)	37-63	4th	-7.5	7,074	2:53
7/23	TOL	W	9-3	A. Miranda (4-7)	D. Norris (4-7)		38-63	4th	-7.0	10,172	2:33
7/24	TOL	W	4-3 (10)	Z. Phillips (7-3)	P. Guilmet (3-2)		39-63	4th	-7.0	4,158	2:53
7/26	COL	W	2-1	P. Beato (4-4)	A. Plutko (2-4)	J. Stoffel (6)	40-63	4th	-7.0	4,501	2:14
7/27	COL	L	9-2	S. Morimando (2-1)	D. Hale (1-6)		40-64	4th	-8.0	4,253	3:08
7/28	COL	W	1-0	J. Gunkel (6-9)	J. Martin (1-3)	J. Stoffel (7)	41-64	4th	-7.0	7,208	2:05
7/29	ind	L	2-1 (12)	J. Rondon (4-2)	E. Olmos (4-2)		41-65	4th	-7.5	12,039	3:28
7/30	ind	W	10-4	M. Wright (2-2)	K. Lobstein (1-1)		42-65	4th	-7.5	13,022	2:31
7/31	ind	W	4-1	R. Rodriguez (6-1)	A. Schugel (0-1)	J. Stoffel (8)	43-65	4th	-7.5	11,158	3:07

2016 TIDES DAILY RESULTS

AUGUST (17-14) BATTING: .258, 19 HR, 4.3 RUNS PER GAME PITCHING: 3.74 ERA, 7 SAVES

DATE	OPP	W/L	SCORE	WINNING P	LOSING P	SAVE	RECORD	PL	GB	ATT	TOG
8/1	DUR	W	3-0	D. Hale (2-6)	J. Marks (4-10)	J. Stoffel (9)	44-65	4th	-6.5	3,327	2:12
8/2	DUR	W	2-1	Z. Phillips (8-3)	R. Stanek (1-1)	P. Beato (3)	45-65	4th	-5.5	4,164	2:30
8/3	dur	W	6-0	T. Wilson (1-0)	A. Pruitt (8-7)		46-65	4th	-4.5	6,659	2:26
8/4	dur	L	6-2	E. Gamboa (5-3)	O. Despaigne (1-7)		46-66	4th	-5.5	9,448	2:41
8/5	cha	W	6-0	A. Oliver (2-1)	C. Volstad (6-10)		47-66	4th	-4.5	10,214	2:55
8/6	cha	L	6-5	C. Beck (5-4)	O. Drake (0-3)	J. Minaya (1)	47-67	4th	-5.5	10,335	2:47
8/7	cha	W	4-0	J. Gunkel (7-9)	A. Ranaudo (6-4)		48-67	4th	-4.5	8,201	2:33
8/8	GWN	L	6-5	C. Portuondo (1-0)	M. Wright (2-3)	B. Roney (1)	48-68	4th	-5.0	6,503	3:15
8/9	GWN	W	2-1	T. Wilson (2-0)	K. Texeira (1-7)	J. Stoffel (10)	49-68	4th	-4.0	4,062	2:26
8/10	GWN	W	4-1	A. Oliver (3-1)	J. Gant (3-2)	J. Stoffel (11)	50-68	4th	-3.0	7,077	2:40
8/12	TOL	L	7-4	D. Roach (1-0)	D. Hale (2-7)		50-69	4th	-3.5	8,236	2:58
8/13	TOL	W	4-2	P. Beato (5-4)	P. Guilmet (3-3)	J. Stoffel (12)	51-69	4th	-3.0	8,435	2:14
8/14	TOL	W	11-3	M. Wright (3-3)	T. Weber (7-11)		52-69	4th	-2.0	5,374	2:50
8/15-1	swb	L	2-1 (8)	J. Barbato (2-2)	J. Stoffel (0-2)		52-70	--	--	5,145	2:22
8/15-2	swb	W	3-2 (8)	Z. Phillips (9-3)	B. Heller (2-3)		53-70	4th	-1.5	--	2:40
8/16	swb	L	3-2	J. Holder (2-0)	G. Cortright (0-1)		53-71	4th	-2.0	5,183	2:57
8/17	swb	W	10-6	D. Hale (3-7)	B. Lail (6-4)		54-71	T-3rd	-1.5	5,487	3:03
8/18	dur	W	8-5	J. Gunkel (8-9)	J. Marks (6-11)		55-71	3rd	-1.0	10,007	2:33
8/19	dur	L	3-2 (11)	T. Sturdevant (2-2)	O. Drake (0-4)		55-72	T-3rd	-1.5	7,625	3:44
8/20	dur	W	4-0	J. Aquino (1-0)	A. Pruitt (8-9)	Z. Phillips (1)	56-72	T-2nd	-1.5	9,850	2:15
8/21	DUR	L	5-4 (10)	T. Sturdevant (3-2)	E. Olmos (4-3)	N. Wagner (2)	56-73	T-3rd	-1.5	4,518	2:54
8/22	DUR	L	10-6	P. Markel (4-3)	E. Olmos (4-4)		56-74	4th	-2.0	4,051	2:51
8/23	ROC	L	6-0	J. Wheeler (11-4)	R. Rodriguez (6-2)		56-75	4th	-3.0	4,564	2:28
8/24	ROC	W	3-2 (13)	L.J. Hoes (1-0)	J. Reed (0-1)		57-75	T-3rd	-3.0	5,068	3:31
8/25	ROC	L	6-2	O. Bencomo (2-1)	J. Gunkel (8-10)		57-76	T-3rd	-4.0	4,318	2:27
8/26	CHA	W	7-6 (14)	O. Drake (1-4)	T. Barnette (1-2)		58-76	3rd	-3.5	7,058	4:27
8/27	CHA	W	9-5	J. Aquino (2-0)	C. Volstad (8-11)		59-76	3rd	-2.5	13,902	2:54
8/28	CHA	L	14-4	C. Fulmer (1-1)	O. Despaigne (1-8)		59-77	T-3rd	-3.0	10,082	3:06
8/29	gwn	L	6-5	M. Cleto (2-0)	P. Beato (5-5)		59-78	4th	-3.5	1,193	3:08
8/30	gwn	W	5-2	P. Bridwell (1-0)	C. Withrow (0-1)	P. Beato (4)	60-78	T-3rd	-2.5	1,010	3:00
8/31	gwn	L	2-0	T. Jenkins (8-3)	M. Wright (3-4)	B. Cunniff (2)	60-79	4th	-3.5	1,103	2:33

SEPTEMBER (2-3) BATTING: .315, 8 HR, 5.6 RUNS PER GAME PITCHING: 6.16 ERA, 0 SAVES

DATE	OPP	W/L	SCORE	WINNING P	LOSING P	SAVE	RECORD	PL	GB	ATT	TOG
9/1	cha	W	13-9	D. Hale (4-7)	M. Gonzalez (1-1)		61-79	T-3rd	-3.5	7,463	3:26
9/3-1	cha	L	3-0 (7)	C. Fulmer (2-1)	O. Despaigne (1-9)	B. Goldberg (10)	61-80	--	--	--	2:03
9/3-2	cha	L	7-2 (7)	D. Holmberg (2-3)	A. Oliver (3-2)		61-81	4th	-3.5	10,557	2:03
9/4	dur	L	10-6	P. Markel (5-3)	J. Gunkel (8-11)		61-82	4th	-4.0	11,202	2:52
9/5	dur	W	7-1	M. Wright (4-4)	A. Pruitt (8-11)		62-82	4th	-3.5	9,455	2:52

2016 WALK-OFF VICTORIES (8)

DATE	SCORE	NOTES
4/27 vs IND	7-6 (12)	Michael Almanzar bases loaded walk scores Trey Mancini
5/24-2 vs GWN	2-1 (8)	Dariel Álvarez RBI single scores Mike Yastrzemski
7/1 vs DUR	2-1 (9)	Trey Mancini hits 2-run home run
7/2 vs DUR	1-0 (12)	L.J. Hoes single scores Michael Almanzar
7/24 vs TOL	4-3 (10)	L.J. Hoes steals home
8/15-2 vs SWB	3-2 (8)	Dariel Álvarez RBI single scores Xavier Avery (played at SWB)
8/24 vs ROC	3-2 (13)	Michael Almanzar RBI single scores Audry Perez
8/26 vs CHA	7-6 (14)	Caleb Joseph RBI single scores Mike Yastrzemski

TIDES HISTORY




Zach Britton, who made 41 starts with the Tides from 2010-2013, was named to the American League All-Star Team in both 2015 and 2016. Britton led the A.L. with 47 saves in 2016, as he posted a miniscule 0.54 ERA over 69 games.

TEAM HISTORY

The city of Norfolk had been without pro baseball since the Tars of the Piedmont League folded on July 13, 1955. The Portsmouth Merrimacs finished that season, but the league folded after the season.

A South Atlantic League exhibition game was held in Portsmouth at Lawrence Stadium and was followed



NORFOLK TARS

by a study by Joe Ryan and Marshall Fox (who became the first General Manager of the Tides) to bring baseball back to the area. A Tidewater franchise in the South Atlantic League was granted in 1961 to businessman William McDonald of Miami, FL.

The name "Tides" was selected in a contest conducted by The Virginian-Pilot. Mariners was the name of choice, but editor Robert Mason liked the sound and alliteration of Tidewater Tides.

The team operated in the South Atlantic League for two years, the first as an independent, and the second with a Cardinal working agreement. Granny Hamner, the former Phillie Whiz Kid, became the first manager.

In 1963, the Sally League decided against continuing in Virginia because of travel requirements, and the prospect of losing baseball again loomed. However, Dave Rosenfield,

assistant general manager in 1962, led a local group to gain admittance to the Carolina League in tandem with a Peninsula franchise.

The Tides operated in the Carolina League for six years under Tidewater Professional Sports, Inc., which was led by the late Richard J. Davis, a former lieutenant governor of Virginia.

In 1969, the New York Mets moved their Triple-A International League franchise from Jacksonville, FL to Tidewater. T.P.S. Inc. continued to run the team, but it was owned by the Mets. That first year in Triple-A was played in Portsmouth's Lawrence Stadium and the Tides went on to win the pennant under manager Clyde McCullough. At the same time, the Mets helped the City of Norfolk finance the construction of 6,200 seat Met Park.

The Tides won Governors' Cup championships in 1972, '75, '82, '83 and '85. During that time, the Tides competed in the first and last Fall Classic of Minor League Champions, the last Junior World Series, and they won the first Triple-A World Series in 1983 - a fall classic that was not played again until 1998.

Mike Cabbage's 1987 team won the International League pennant by virtue of having the best record, and several individual team records were set before the Tides were upset in the playoffs.

The 1990 and 1991 teams were led by former big league catcher, Steve Swisher. He led the team to a pair of second-place finishes in the International League's West Division.

Former Tide Clint Hurdle managed the Tides in 1992, although the team struggled to one of the worst records in team history. Not only did the Tides lose a club record 86 games, but an entire homestand (eight games) was rained out in mid-August.

Ground was broken on a new state-of-the-art facility in downtown Norfolk in February, 1992. This facility would prove to be the model for all minor league stadiums to be built in the future, as the Tides would begin play at Harbor Park in 1993.

Also in 1992, the Mets agreed to sell the franchise to a group led by businessman Ken Young. This, coupled with the move to the new ballpark, brought about many changes for the Tides. The club dropped the Tidewater name in favor of Norfolk to give the team a national geographic presence. Also, the City of Norfolk was quite instrumental in keeping the team in the area by getting the new stadium financed and built.

The Tides set a franchise record for attendance in 1993 when 542,040 fans bought tickets to a game at Harbor Park. General Manager Dave Rosenfield won his 4th IL Executive of the Year Award and the team won its first John H. Johnson President's Trophy from the National Association of Professional Baseball Leagues. This award is emblematic of the "complete" baseball franchise. It is based on the club's history and commitment to the community, as well as success financially and at the box office.

In 1994, the Tides won the Triple-A Bob Freitas Award from *Baseball America*, and the club once again set an attendance record with 557,586 fans.

The 1995 season was Harbor Park's first foray into postseason play as the Tides tied the franchise record with 86 wins, which was also accomplished in 1975. It was the Tides first taste of the playoffs since 1988. Yet another attendance record was set (3rd consecutive year) at 586,317. The Tides were selected by *Baseball America* as its "Team-of-the-Year," as more than a dozen players graduated to the Major League level during the year.

Bobby Valentine became the first manager to return for a second tour of duty in team history in 1996. For the second time in as many seasons, the Tides made the playoffs. This time, Columbus dispatched the Tides in the first round en route to the championship. The Tides had their manager called up to the Majors for the first time during a season. Valentine replaced Dallas Green at the helm of the Mets on August 26th and took long-time pitching coach Bob Apodaca with him.

The Tides drew in excess of 500,000 fans for the fifth consecutive season in 1997 and missed the playoffs by just 1.5 games under first-year manager Rick Dempsey.

The Tides hosted the 11th Annual Triple-A All-Star Classic in 1998 to rave reviews in front of a national television and radio audience. Manager Rick Dempsey and his team finished the season with a 70-72 record as they finished 2nd in the South Division of the expanded IL, behind newcomer Durham.

Another former player returned as manager in 1999 as John Gibbons led the Tides to a winning record with a mark of 77-63. It was not enough to overcome Durham, however, as the Bulls won 83 games. The biggest news of 1999 was the installation of TidesVision, the first television replay board in Hampton Roads.

Gibbons returned for the 2000 season to lead the Tides to a 65-79 record, placing them in 3rd in the International League's Southern Division.



MET PARK

Gibbons led the 2001 team to a South Division Regular Season Championship, as the team clinched the championship with two weeks left to play in the regular season. After some September 1st call-ups, the Tides roster was depleted, and Norfolk fell to Louisville in the opening round of the postseason.

The 2002 season, Norfolk's 10th at Harbor Park, was one of mediocrity on the field. New manager Bobby Floyd led the Tides to a 70-73 record, good for 3rd place in the South Division. Marco Scutaro was named an All-Star Shortstop and seven different Tides made their Major League debuts.

The Tides finished the 2003 season 67-76, 3rd in the IL South Division. The season started with the Mets top prospect Jose Reyes at shortstop, and the youngster stole 26 bases before his promotion in June. The season was also highlighted by a rehab appearance by future Hall of Fame catcher Mike Piazza. The Tides set top 10 attendance and homestand records as area fans flocked to the ballpark to get a glimpse of the All-Star.



MIKE PIAZZA

The 2004 Tides finished the season at 72-72, placing them third in the IL South Division. The season was highlighted by the promotion of Chesapeake native David Wright to the Tides in mid-June. Wright hit .298 with 8 home runs and 17 RBI in 31 games with Norfolk before being promoted to New York in July.

The Tides returned to the playoffs in 2005, as manager Ken Oberkfell helped the Tides win the South Division by a record 14.0 games. Pitcher Jason Scobie earned the starting nod at the Triple-A All-Star game and eventually tied a Tides franchise record with 15 wins, while Brian Daubach powered Norfolk's offense throughout the season. The Tides fell to eventual league champion Toledo in five games in the semifinals of the playoffs.

Norfolk struggled to a 57-84 mark in 2006, using a season-ending five-game winning streak to avoid posting the worst record in franchise history. 26 different Tides appeared in the major leagues, including John Maine and Oliver Perez, who both pitched tremendously for the parent New York Mets during the postseason. 2006 turned out to be the 38th and final year for the Tides as the Mets Triple-A affiliate, as Norfolk partnered with the Baltimore Orioles after the season concluded.

The 2007 season got off to a great start, as the Baltimore Orioles defeated the Washington Nationals in a Major League spring training game in front of a sellout crowd at Harbor Park. Mike Cervenak became the first Tides player to lead the league in hits in 11 years, while local product Jason Dubois was one of five Norfolk players to reach double figures in home runs. Norfolk finished the season 69-74.

The Tides struggled at the outset of the 2008 season, as they opened up the month of July a season-low 23 games under .500 and 15.0 games out of first place. However, over the final two months of the season the Tides crept to within 5.5 games of first place during the final two weeks of the season. The late charge was not enough, as Norfolk finished the year at 64-78 and second in the division.

The 2009 Tides found themselves with the top record in all of minor league baseball (34-15) when play began on June 1, but that success was limited once the club lost several players to Baltimore, including Nolan Reimold, Matt Wieters, Brad Bergesen, and David Hernandez. Strong pitching performances by youngsters Chris Tillman and Jake Arrieta helped Norfolk end the year at 71-71.

The 2010 season saw a midseason managerial change, as Bobby Dickerson replaced Gary Allenson on June 4 after Allenson was promoted to the Baltimore Orioles coaching staff. The season was highlighted by a nine-inning no-hitter from 22-year-old Chris Tillman, who tossed the gem on April 28 at Gwinnett. Norfolk ended the season 67-77, placing them third in the IL South Division.

The Tides endured a slow start to their 2011 campaign, as an opening 1-8 road trip set the tone for a 56-87 record, Norfolk's worst-ever mark in the International League. Seven different Tides sluggers reached double digits in home runs, led by the 19 homers belted by infielder Josh Bell.

Norfolk returned to its winning ways in 2012, as new manager Ron Johnson navigated a staggering amount of roster moves to guide the Tides to a 74-70 record - Norfolk's first winning season as an Orioles affiliate. The Tides set an IL record by using 75 different players, and Norfolk tied the league record by using 25 different starting pitchers. 26 players appeared for both the Tides and Orioles, as Baltimore advanced to the postseason for the first time since 1997.

The 2013 Tides nearly returned to the postseason, as Norfolk took a one-game lead in the Wild Card standings into the final day of the season, only to see Rochester pull even with a last day win. Norfolk and Rochester each finished with 77-67 records, but the Red Wings advanced to the playoffs due to winning the season series. Norfolk closer Jairo Asencio led the league with 28 saves and was named to the postseason All-Star team.

In Ron Johnson's third year at the helm of the Tides, Norfolk finished in third place with a 65-79 mark. The Tides led the league in hits despite only two players reaching double digits in home runs. Twenty one different players played for both the Tides and Orioles, as Baltimore won the American League East Division for the first time since the 1997 campaign. The O's defeated the Detroit Tigers in the Division Series before falling to the Kansas City Royals in the American League Championship Series.



MATT WIETERS

Norfolk returned to the postseason in 2015 by finishing 78-66 atop the difficult IL South - the first division in league history to have each of its teams finish above the .500 mark. Ron Johnson was named IL Manager of the Year, while closer Oliver Drake and outfielder Dariel Alvarez were both named to the postseason All-Star Team. Youngsters Christian Walker, Tyler Wilson and Mike Wright helped lead the Tides into the postseason, where Norfolk lost a five-game series to eventual IL Champions Columbus.

The Tides missed the postseason in 2016, finishing 3.5 games back of the Gwinnett Braves en route to a 62-82 record. Norfolk saw 19 different players appear for both the Tides and Orioles, as Baltimore made the AL Wild Card game before falling to the Toronto Blue Jays. Trey Mancini, Christian Walker and Dariel Alvarez led Norfolk's offense, while Joe Gunkel, Oliver Drake and Pedro Beato helped the Tides post a 3.78 team ERA.

TIDES ALL-TIME ROSTER | 1969-2016 | 1,343 PLAYERS

-A-
 Abbott, Kurt (00)
 Abner, Shawn (95)
 Abreu, Miguel (10-11)
 Accardo, Jeremy (11)
 Acevedo, Juan (95-97)
 Acosta, Domingo (04)
 Adams, David (14)
 Adams, Mike (06)
 Adams, Ryan (11-12)
 Additon, Nick (14, 16)
 Agbayani, Benny (96-99,01)
 Aguilera, Rick (85, 87-88)
 Ahearne, Pat (96)
 Aikens, Willie (86)
 Albers, Matt (09)
 Alderson, Tim (13-14)
 Aldridge, Cory (06)
 Alfonso, Edgardo (01, 06)
 Alicea, Edwin (95)
 Allen, Neil (78)
 Allen, Ray (70)
 Allen, Ron (70-71)
 Allensworth, Jermaine (99)
 Allison, Tom (92-93)
 Almanzar, Michael (14-16)
 Almonte, Ed (03)
 Alvarez, Dariel (14-16)
 Alvarez, Gerardo (07)
 Anderson, Bud (85)
 Anderson, Craig (07, 08)
 Anderson, Dwain (74)
 Anderson, Jason (03)
 Anderson, Rick (80-86)
 Andino, Robert (10, 12)
 Andrews, Fred (78)
 Andrews, John (77)
 Angle, Matt (10-11)
 Anicich, Mike (82)
 Antonelli, Matt (12)
 Apodaca, Bob (73,79)
 Aquino, Greg (08)
 Aquino, Jayson (16)
 Arrieta, Jake (09-10, 12-13)
 Arroyo, Luis (98)
 Arteaga, J.D. (00)
 Asencio, Jairo (13)
 Ashford, Tucker (83)
 Atkins, Mitch (11)
 Aubrey, Michael (09, 10)
 Aucoin, Derek (98)
 Auerbach, Rick (77)
 Ausanio, Joe (96)
 Avery, Xavier (12-13, 16)
 Ayala, Benny (74-76)
 Aybar, Manny (05)
 Azuaje, Jesus (95, 97-98)

-B-

Bacani, David (04)
 Backman, Wally (80-81, 83)
 Bacsik, Mike (02-03)
 Baez, Kevin (91-93, 99-01)
 Bailey, Mark (89)
 Baldwin, Billy (76-77)
 Baldwin, James (04)
 Baldwin, Reggie (80)
 Baldwin, Rick (76-77)
 Bale, John (02-03)
 Ballard, Mike (11)
 Banks, Willie (00)
 Bannister, Brian (05-06)
 Barfield, Josh (12)
 Bark, Brian (96)
 Barnes, Lute (71-74)
 Baron, Jim (00)
 Barry, Jeff (95)
 Bartlett, Bob (75)
 Barton, Shawn (88-90)
 Basak, Chris (02-06)
 Bascom, Timothy (10, 12)
 Bates, Fletcher (02)
 Bauer, John (72)
 Bautista, Jose (99)
 Beane, Billy (85)
 Bearmarth, Larry (69-70)
 Beato, Pedro (15-16)
 Beatty, Blaine (89, 91)
 Beaulac, Eric (12)
 Beck, Rich (69)
 Beerer, Scott (12)
 Belfiore, Mike (13, 15)
 Bell, Heath (02-06, 14)
 Bell, Josh (10-12)
 Bell, Mike (98-99)
 Bell, Rob (07)
 Beltran, Francis (07)
 Beltran, Rigo (98-99)
 Beltre, Sergio (81-82)
 Bennett, Gary (01)

Bennett, Ryan (01)
 Benton, Butch (77, 79-80)
 Berenguer, Juan (78, 80)
 Berenyi, Bruce (85-86)
 Bergesen, Brad (09-12)
 Berken, Jason (09, 11-12)
 Bernard, Dwight (75-79)
 Berry, Quintin (14)
 Betemit, Wilson (13)
 Bettendorf, Jeff (84-85)
 Bevis, P.J. (03-04)
 Bibby, Jim (69, 71)
 Bierbrodt, Nick (11)
 Biercievicz, Greg (82-83)
 Bieser, Steve (97)
 Billardello, Dann (93)
 Birkbeck, Mike (92, 95)
 Birkins, Kurt (07)
 Bischoff, Matt (12-14)
 Bishop, Mike (83)
 Bittiger, Jeff (83-85)
 Blocker, Terry (83-87)
 Bobb, Randy (70-71)
 Bochy, Bruce (81-82)
 Bogar, Tim (90-92, 94)
 Bohanon, Brian (97)
 Boisclair, Bruce (73-75)
 Boitano, Danny (81)
 Boka, Ben (95)
 Bonilla, Bobby (99)
 Booker, Zach (09, 11-14)
 Borbon, Julio (14-15)
 Botalico, Ricky (04)
 Boucher, Sebastien (07, 08)
 Bowden, Michael (15)
 Bowers, Brent (98)
 Bournigal, Rafael (00)
 Bozied, Tagg (06)
 Brach, Brad (14)
 Bradley, Scott (92)
 Bragg, Darren (01)
 Brant, Marshall (78-79)
 Brazell, Craig (03-05)
 Brea, Lesli (00)
 Bridwell, Parker (16)
 Brittan, Corey (01)
 Britton, Buck (10, 12-14)
 Britton, Phillip (10)
 Britton, Zach (10-13)
 Brogna, Rico (94)
 Brooks, Hubie (79-80)
 Brooks, Jerry (99)
 Brown, Curt (69-71)
 Brown, Jarvis (95)
 Brown, Leon (76)
 Brown, Kevin (89-90)
 Brown, Randy (72)
 Brown, Tony (89)
 Brown, Travis (07, 08)
 Bruce, Mo (00)
 Bruhert, Mike (74, 76-79)
 Brunette, Justin (01-02)
 Bryant, Bobby (79)
 Buccheri, James (99)
 Buchanan, Bob (87)
 Buckner, Jim (79)
 Bukvich, Ryan (08)
 Bullard, Jason (96)
 Bullinger, Matt (83)
 Bullock, Eric (93)
 Bundy, Bobby (16)
 Burke, Greg (12)
 Burnett, Alex (13)
 Burnitz, Jeromy (92-94)
 Burns, Tom (86)
 Burres, Brian (07, 08)
 Burton, Jim (78)
 Buschmann, Matt (15)
 Butterfield, Chris (94)
 Byard, David (04)
 Bynum, Freddie (08)
 Byrd, Paul (95-96)

-C-

Cabral, Cesar (15-16)
 Cabrera, Everth (15)
 Cabrera, Fernando (07-08)
 Cabrera, Jolbert (09)
 Caronia, Anthony (15)
 Calloway, Ron (05)
 Cameron, Mike (05)
 Cammack, Eric (99-00, 02-03)
 Camy, Don (69-70)
 Cann, Stu (69)
 Canzano, Tony (69-71)
 Canzler, Russ (13)
 Capra, Buzz (71-73)
 Cardona, Javier (04)
 Carey, Todd (98)
 Carmichael, Al (86)

Carpenter, Bubba (01)
 Carr, Chuck (90-91)
 Carreón, Mark (85-89)
 Carter, Gary (89)
 Carthel, Billy (71)
 Casilla, Alexi (14)
 Castiglione, Bob (70-71)
 Castillo, Alberto B. (08-11)
 Castillo, Alberto T. (95-98, 07)
 Castillo, Juan (94)
 Cedenó, Domingo (00)
 Cepicky, Matt (07)
 Cerda, Jaime (01-03)
 Cerros, Juan (01-02)
 Cervenak, Mike (07)
 Chalas, Miguel (14)
 Chamberlain, Wes (97)
 Chancey, Bailey (98)
 Chevalier, Virgil (02-03)
 Chapman, Kelvin (79-80,82-85)
 Chavez, Endy (12)
 Chenard, Ken (05)
 Cherry, Rocky (08)
 Chiasson, Scott (08-09)
 Chilcott, Steve (70)
 Childress, Rocky (90)
 Chimelis, Joel (96)
 Christensen, John (83-85)
 Christensen, McKay (02)
 Christian, Justin (09)
 Christopherson, Eric (98)
 Cinnella, Doug (91-92)
 Cipot, Ed (78-80)
 Cintron, Alex (08)
 Clarey, Doug (77)
 Clark, Russell (79)
 Clark, Zach (08-10, 12-13)
 Clements, Zac (06)
 Clendenin, Morgan (07)
 Clevenger, Steve (13-15)
 Clontz, Brad (98)
 Coello, Robert (14)
 Cole, Joey (02, 04)
 Coleman, Choo Choo (69)
 Collazo, Willie (06)
 Collins, Kevin (69)
 Collins, Mike (04)
 Colon, Dennis (98)
 Colyer, Steve (05)
 Concepcion, Ambiorix (09)
 Cone, David (87)
 Conley, Virgil (88)
 Connors, Billy (69)
 Contreras, Joaquin (88-90)
 Contreras, Nardi, (69)
 Cook, Mike (94)
 Corcoran, Tim (86)
 Cordero, Wil (05)
 Corey, Mark (00-02)
 Cormier, Lance (08)
 Cornejo, Mardi (73, 77-78)
 Cornelius, Reid (95)
 Cortright, Garrett (16)
 Costanzo, Mike (08-09)
 Cotton, Billy (72-73)
 Coulter, Chip (72)
 Craig, Rodney (85)
 Cram, Jerry (73-75)
 Crawford, Joe (95-97)
 Crespo, Cesar (07)
 Crosswell, Bobby (73-74)
 Croushore, Rick (01)
 Cruz, Jacob (06)
 Cruz, Ruben (77)
 Cabbage, Mike (82)
 Cullen, Ryan (06)
 Cuervo, Ed (81)
 Cuevas, Angelo (87-88, 90)
 Cummings, Charlie (74)
 Curry, Mike (01-02)

-D-

Daly, Mark (81)
 Dancy, Bill (76)
 Darden, Tony (98-99)
 Darenbourg, Vic (04)
 Darling, Ron (82-83)
 Dascenzo, Doug (94)
 Daubach, Brian (95-96, 05)
 David, Andre (87-88)
 Davies, Zach (15)
 Davis, Ben (08)
 Davis, Blake (09-12)
 Davis, Jay (94-95)
 Davis, Kane (02)
 Davis, Mike (82, 85-86)
 Davis, Ted (81)
 DeButch, Mike (89-90)
 Decker, Steve (98)
 De Jesus Jr., Ivan (14)

DeJohn, Mark (75-77)
 Delaney, Rob (13)
 De La Cruz, Kelvin (14)
 De La Rosa, Dane (15)
 Delcarmen, Manny (13)
 Delgado, Wilson (04)
 Delli Carri, Joe (92-93)
 Del Orbe, Lazaro (72)
 Denehy, Bill (70)
 DePastino, Joe (02-03)
 de San Miguel, Allan (12)
 Despaigne, Odrisamer (16)
 Detienne, David (04)
 Dewey, Mark (91-92)
 Deza, Fredy (08-09)
 Diaz, Alex (90, 97)
 Diaz, Cesar (95)
 Diaz, Chico (71)
 Diaz, Jose (11)
 Diaz, Mario (90)
 Diaz, Victor (04-06, 09)
 Dickerson, Chris (13)
 DiFelice, Mike (05-06)
 Diggle, Ron (75-76)
 DiLauro, Jack (69)
 Dillman, Bill (72)
 Dina, Allen (01)
 DiStasi, Ernie (74)
 Dixon, Tom (80-82)
 Dobie, Reggie (87-88)
 Donachie, Adam (10-11)
 Donnells, Chris (91-92)
 Dorn, Chris (92)
 Dorta, Melvin (09)
 Dotel, Octavio (98-99)
 Dougherty, Jim (97)
 Douma, Todd (92)
 Dowell, Ken (88-90)
 Doyle, Terry (15-16)
 Doynne, Cory (07, 08)
 Dozier, D.J. (91-92)
 Drake, Oliver (11, 15-16)
 Drese, Ryan (11)
 Drummond, Tim (88-89)
 Dubois, Jason (07)
 Duensing, Brian (16)
 Duff, David (82)
 Duncan, Jim (69)
 Duncan, Jeff (03-05)
 Dunn, Todd (00)
 Dwyer, Jim (76)
 Dye, Scott (81-83)
 Dyer, Duffy (69)
 Dykhoff, Radhames (00)
 Dykstra, Len (85)
 Dziadkowiec, Andy (92)

-E-

Edens, Tom (86-89)
 Edmondson, Brian (97)
 Eenhoorn, Robert (98)
 Egan, Pat (10-12)
 Eldridge, Rashad (06)
 Elster, Kevin (87)
 Engbers, Don (70)
 Engle, Tom (95)
 Erbe, Brandon (10)
 Erickson, Scott (04)
 Escalona, Edgmer (14)
 Escat, Gene (15)
 Escobar, Alex (01)
 Eshelman, Vaughn (01)
 Espinosa, Nino (75-76)
 Espinosa, Ramon (97)
 Esposito, Ken (72-73)
 Estrada, Frankie (71)
 Estrella, Leo (01)
 Etheridge, Jerry (72)
 Eufemia, Frank (92)
 Eveland, Dana (12, 15)
 Everett, Carl (95)
 Exposito, Luis (12-13)
 Eyre, Willie (11-12)
 Ezell, Glenn (69)

-F-

Fahey, Brandon (07-08)
 Felice, Jason (87)
 Feliciano, Pedro (02-04, 06)
 Fernandez, Sid (84-85, 91)
 Fernandez, Osvaldo (98)
 Ferreira, Tony (86)
 Ferrer, Sergio (78-80)
 Fiegel, Todd (94)
 Figga, Mike (01)
 Figueroa, Daniel (10)
 Figueroa, Luis (01-02)
 Figueroa, Paco (10)
 Filer, Tom (92-93)
 Fiorentino, Jeff (08, 09)
 Fitzgerald, Joey (71)

TIDES ALL-TIME ROSTER | 1969-2016 | 1,343 PLAYERS

McEwing, Joe (00, 03)
 McFarland, T.J. (14-16)
 McFarlane, Orlando (69-70)
 McGilberry, Randy (80)
 McGinley, Blake (04-06)
 McGough, Scott (16)
 McGuire, Ryan (00)
 McKnight, Jeff (87-89, 92, 94)
 McLouth, Nate (12)
 McMichael, Greg (99)
 McMullen, Ricky (82-83)
 McNab, Tim (06)
 McNulty, Bill (73)
 McNeal, Aaron (02)
 McPhail, Marlin (85-86)
 Meek, Evan (14)
 Mejia, Cesar (90)
 Mendoza, Carlos (97)
 Mendoza, Mike (80-81)
 Mercado, Hector (99)
 Mercado, Orlando (90-92)
 Mercedes, Jose (99)
 Meredith, Cla (10)
 Meyers, Mike (04)
 Mickolio, Kam (08-10)
 Middlebrook, Jason (02-03)
 Milledge, Lastings (06)
 Miller, Dyar (80)
 Miller, Jai (12)
 Miller, Jim (07-10)
 Miller, Keith (87-89)
 Miller, Rich (76-78)
 Miller, Ryan (01)
 Milliard, Ralph (98)
 Milligan, Randy (86-87)
 Milner, John (71)
 Mimbs, Mark (98)
 Miranda, Ariel (16)
 Mitchell, Andy (07-10)
 Mitchell, John (86-89)
 Mitchell, Kevin (84-85)
 Moeller, Chad (09)
 Monasterio, Juan (79)
 Monell Jr., Johnny (14)
 Monell Sr., Johnny (87, 90)
 Montane, Ivan (01)
 Montanez, Lou (07, 09-10)
 Montgomery, Ray (01)
 Moore, Brad (91-92)
 Moore, Kelvin (83)
 Moore, Michael (97)
 Moore, Scott (08-10)
 Moore, Tommy (70, 72-74)
 Mora, Melvin (98-00)
 Morales, Eric (98)
 Morales, Jose (72)
 Moreno, Jose (79-80)
 Moreno, Orber (03)
 Moreno, Victor (07)
 Morgan, Kevin (95-97)
 Morton, Kevin (94)
 Mouton, Lyle (03)
 Moyer, Jamie (12)
 Munoz, Bobby (02)
 Murphy, Donnie (09)
 Murray, Dan (99)
 Musgraves, Dennis (69-70)
 Musser, Neal (04-05)
 Mussleman, Jeff (90)
 Myers, Jimmy (97, 99)
 Myers, Randy (85-87)
 Myrick, Bob (74-76, 78-80)

-N-

Nady, Xavier (06)
 Navarrette, Ray (06)
 Navarro, Rey (15)
 Navarro, Tito (93-94)
 Navarro, Yamaico (13)
 Nelson, Ricky (87)
 Neshek, Pat (12)
 Neubart, Garrett (99)
 Nevinger, Gary (73)
 Newby, Kyle (12)
 Niemann, Randy (85-87)
 Nielsen, Scott (89-91)
 Nitschke, Buzz (70)
 Nix, Jayson (15)
 Noboa, Junior (92)
 Nolan, Joe (73-74)
 Norman, Dan (77-79, 81)
 Norris, Bud (15)
 Novoa, Roberto (08)
 Nye, Rodney (03-05)

-O-

Ochoa, Alex (95-96)
 Ochoa, Javier (00)
 Ochoa, Pablo (01)
 Offerman, Jose (05-06)
 Oliver, Andy (15-16)

Olmos, Edgar (16)
 Olson, Garrett (07, 08)
 Olson, Greg (86-87)
 Olson, Ryan (04)
 Olwine, Ed (84-85)
 O'Brien, Chris (16)
 O'Malley, Tom (89)
 Ontiveros, Steve (01)
 Oquendo, Jose (82-84)
 Ordonez, Rey (95)
 Orosco, Jesse (79, 81)
 Orton, John (95)
 Ostrosser, Brian (72-74)
 Osuna, Al (95)
 Otero, Ricky (95)
 Otis, Amos (69)
 Ownbey, Rick (82-83)

-P-

Pacella, John (77-79)
 Pachot, John (04-05)
 Padilla, Juan (05)
 Pagan, Angel (04-05)
 Palacios, Vicente (99)
 Palmer, Lowell (77)
 Paquette, Craig (98-99)
 Pardo, Al (88)
 Paredes, Jimmy (14)
 Parker, Harry (72)
 Parker, Rick (94, 98)
 Parmelee, Chris (15)
 Parra, Jose (04)
 Patterson, Corey (10)
 Patton, Troy (09-11, 14)
 Paul, Ronnie (69-71)
 Paul, Xavier (14)
 Pauley, David (09)
 Paulino, Ronny (12-13)
 Paulk, Robert (06)
 Pavlick, Gregg (77)
 Paxton, Darrin (95)
 Payton, Jay (95-96, 98-99, 07)
 Pearson, Don (79)
 Pedrique, Al (85-87, 91)
 Peguero, Francisco (14)
 Pelfrey, Mike (06)
 Pelzer, Wynn (11)
 Pemberton, Brock (75-76)
 Pena, Francisco (16)
 Pena, Hipolito (92)
 Penn, Hayden (07, 08)
 Perez, Audry (15-16)
 Perez, Juan (06)
 Perez, Marty (78)
 Perez, Miguel (06)
 Perez, Oliver (06)
 Perez, Rossmel (15)
 Perez, Timo (00-03)
 Perez, Yorkis (97)
 Perkins, Jerry (71-73)
 Perlozzo, Sam (81)
 Perrault, Josh (09)
 Perry, Ken (76-77)
 Person, Robert (95-96)
 Petagine, Roberto (96-97)
 Petersime, Zach (12-13)
 Petit, Yusmeiro (05)
 Pettit, Jake (13-14)
 Pfeil, Bobby (69-70)
 Phelps, Cord (14)
 Phillips, Ed (71)
 Phillips, Jason (01-03)
 Phillips, Zach (11-12, 16)
 Piazza, Mike (03)
 Piazza, Tony (05)
 Pichardo, Nelson (72-73)
 Pickett, Rich (83-84)
 Pie, Felix (11)
 Pinckney, Brandon (09)
 Pineda, Luis (04)
 Pineiro, Joel (12)
 Plantier, Phil (98)
 Plummer, Dale (90-93)
 Poe, Rick (82)
 Pomeranz, Stu (12)
 Pontes, Dan (99)
 Pratt, Todd (97-98)
 Pressley, Josh (03)
 Prewitt, Larry (79)
 Pride, Curtis (00)
 Pridie, Jason (13)
 Probst, Alan (00-01)
 Proctor, Scott (13)
 Puig, Rick (74-75)
 Puleo, Charlie (81)
 Pulido, Carlos (98)
 Pulley, Matt (07)
 Pulsipher, Bill (95, 97-98, 00)
 Pye, Eddie (97)

-R-

Ragsdale, Corey (04)
 Rajisich, Gary (81, 83)
 Raleigh, Matt (98)
 Ramirez, Hector (96)
 Ramirez, Julio (06)
 Ramirez, Mario (78-80)
 Ramirez, Ramon (14)
 Ramos, Pedro (72)
 Ramsey, Fernando (94)
 Rapada, Clay (11, 14)
 Ratzler, Steve (82)
 Rauch, Bob (71-72)
 Rauch, Jon (13)
 Rauth, Chris (92)
 Ray, Chris (09)
 Raziano, Barry (70-72)
 Reahm, Fred (69-70, 72)
 Reardon, Jeff (79)
 Redfield, Joe (85)
 Redman, Prentice (03-05)
 Redman, Tike (07, 08)
 Redmond, Todd (16)
 Reed, Darren (88-90)
 Reed, Rick (96, 99)
 Reid, Scott (72)
 Reimold, Nolan (09-11, 15)
 Remlinger, Mike (94)
 Renko, Steve (69)
 Reyes, Jose (03)
 Reynolds, Ronn (83-85)
 Reynoso, Armando (98)
 Richardson, Antuan (12)
 Riggan, Jerrod (01, 03)
 Ring, Royce (04-06)
 Rivera, Luis (96)
 Roa, Joe (94)
 Roach, Jason (01-04)
 Roberson, Chris (08)
 Roberson, Kevin (96)
 Roberts, Brian (12-13)
 Roberts, Chris (95, 97)
 Roberts, Grant (99-01, 03)
 Robertson, Jeriome (06)
 Robertson, Jerry (71)
 Robinson, Chris (12-13)
 Robinson, Dwight (93)
 Robinson, Trayvon (13)
 Roca, Gil (90)
 Rodriguez, Daniel (15)
 Rodriguez, Guillermo (09)
 Rodriguez, Jose (04)
 Rodriguez, Nerio (01)
 Rodriguez, Rich (00)
 Rodriguez, Richard (15-16)
 Rodriguez, Sammy (99-00)
 Roe, Chaz (15-16)
 Rogers, Bryan (94-96)
 Rogers, Randy (78-79)
 Rohr, Les (70)
 Rojas, Carlos (09, 11-12)
 Roman, Jose (87-88)
 Roman, Orlando (06)
 Romero, Felix (08)
 Romero, J.C. (12)
 Romero, Mandy (99)
 Romero, Niuman (13)
 Rondon, Jorge (15)
 Rosa, Garabez (15-16)
 Rosado, Papo (77-80)
 Rose, Don (71)
 Roseboro, Jaime (91)
 Rowen, Ben (15)
 Ruebel, Matt (99)
 Ruettinger, John (15)
 Ruffin, Johnny (98)
 Rundles, Rich (12)
 Rupe, Josh (11)
 Russell, Adam (13)

-S-

Saenz, Jason (02)
 Salazar, Angel (85)
 Salazer, Jeff (10)
 Salazar, Oscar (08-09)
 Salazar, Richard (07)
 Salinas, Manny (89)
 Sambito, Joe (85)
 Samuels, Roger (90)
 Sanchez, Zolio (89-90)
 Sanders, Ken (75)
 Sanders, Tracy (95)
 Sandy, Tim (93)
 Santana, Rafael (84)
 Santiago, Benito (05)
 Santiago, Jose (05)
 Santos, Omir (08)
 Sarfate, Dennis (09, 10)
 Sauerbeck, Scott (97-98)
 Saunders, Chris (95, 97)
 Saunders, Dennis (71)

Saunders, Doug (93)
 Saunders, Joe (14)
 Sauveur, Rich (91)
 Savage, Jack (88-89)
 Schatzeder, Dan (91)
 Scherrer, Bill (89)
 Schiraldi, Calvin (84-85)
 Schlereth, Daniel (13)
 Schmitz, Danny (83)
 Schmoll, Steve (06)
 Schneck, Dave (72-74)
 Schoop, Jonathan (13)
 Schoun, Sharon (15-16)
 Schourek, Pete (90-92)
 Schulze, Don (87)
 Scobie, Jason (03, 05-06)
 Scott, Mike (77-80)
 Scripture, Billy (70-72)
 Scutaro, Marco (02-03)
 Seanez, Rudy (97)
 Searage, Ray (80-81)
 Seefried, Tate (97)
 Self, Todd (06)
 Seminara, Frank (94)
 Seibel, Phil (03)
 Semprini, John (81, 83)
 Senn, Terry (75)
 Senteney, Steve (83)
 Seo, Jae (01-02, 04-05)
 Serafini, Dan (01)
 Serrano, Jim (02-03)
 Shamsky, Art (69)
 Sheff, Chris (00)
 Shepherd, Keith (97)
 Sheppard, Tommie (72)
 Shinjo, Tsuyoshi (03)
 Shipley, Craig (88-90)
 Shipp, Brian (03)
 Shouse, Brian (00)
 Shuey, Paul (07)
 Shumaker, Anthony (00)
 Siebert, Paul (77-78)
 Sierra, Ruben (98)
 Simon, Alfredo (08, 10)
 Simons, Mitch (00)
 Singleton, Ken (70)
 Sisco, Chance (16)
 Sisk, Doug (85-86, 90)
 Slack, Jon (04)
 Smith, Bernie (69)
 Smith, Brandon (94)
 Smith, Chuck (06)
 Smith, Jimmy (80)
 Smith, Keith (81)
 Smith, Ottis (93)
 Smith, P. Keith (92)
 Snead, Esix (03-04)
 Snyder, Brandon (09-11)
 Snyder, Chris (13)
 Snyder, Earl (01)
 Socarras, Tony (04)
 Socolovich, Miguel (12)
 Soff, Ray (89-91)
 Solari, Dennis (76-78)
 Soler, Alay (06)
 Soler, Ramon (02)
 Sorrell, Billy (69)
 Spehr, Tim (98)
 Spiers, Bill (95)
 Spooone, Chorye (11)
 Sprague, Gary (70-72)
 Spriggs, George (71-72)
 Springer, Dennis (00)
 Springer, Steve (85-88, 92-93)
 Staiger, Roy (73-75, 77)
 Stanton, LeRoy (70-71)
 Starr, Sammie (12)
 Startup, Will (11)
 Stearns, John (76, 84)
 Stephenson, Earl (79)
 Sterling, Randy (73-75)
 Stern, Adam (07, 08)
 Stevens, Bobby (12)
 Stewart, Bunky (61)
 Stewart, Ron (74)
 Stewart, Scott (98-00, 05)
 Stidham, Phil (95)
 Stinnett, Kelly (06)
 Stinson, Josh (13-14)
 Stitzel, Glen (70-71)
 Stoddard, Bob (95)
 Stoffel, Jason (16)
 Strange, Pat (01-04)
 Stratton, Rob (01-02)
 Strickland, Scott (05)
 Strohmayer, John (74)
 Stone, Gary (70)
 Strawberry, Darryl (83)
 Steed, Rick (98)

TIDES ALL-TIME ROSTER | 1969-2016 | 1,343 PLAYERS

Stewart, Scott (98)
 Strom, Brent (71-72)
 Swan, Craig (73-75)
 Sweet, Rick (81)
 -T-
 Takatsu, Shingo (05)
 Tam, Jeff (97-99)
 Tamargo, John (98, 00-02)
 Tanaka, Ryohei (11)
 Tapani, Kevin (89)
 Tarasco, Tony (01-02)
 Tarnow, Josh (08)
 Tarver, LaSchelle (82-85)
 Tate, Randy (74, 76)
 Tatum, Craig (10-11)
 Taylor, Chuck (72)
 Teagarden, Taylor (13)
 Terdoslavich, Joey (16)
 Terrero, Luis (08)
 Tejada, Miguel (12)
 Tejada, Juan (06)
 Telgheder, Dave (92-95)
 Terrell, Walt (82-83)
 Thames, Eric (13)
 Theodore, George (72, 75)
 Thomas, Scott (12)
 Thompson, Ryan (93, 95)
 Thornton, Lou (89-90)
 Thurberg, Tom (79, 81)
 Thurman, Gary (96-97)
 Tibbs, Jay (84)
 Tiffie, Terry (07)
 Tijerina, Tony (95)
 Till, Steve (79)
 Tillman, Chris (09-12)
 Tillman, Rusty (82-84)
 Timmons, Ozzie (04)
 Toca, Jorge (99-03)
 Todd, Jackson (76-77)
 Tolleson, Steve (12, 16)
 Tolliver, Ashur (16)
 Tolman, Tim (88)
 Tomberlin, Andy (96, 99)
 Torrealba, Steve (09)
 Torres, Eider (07, 08)
 Torve, Kelvin (90-91)
 Traber, Billy (01)
 Trachsel, Steve (01, 05)
 Tracy, Andy (02)
 Tracy, Jack (69)
 Tracey, Sean (07)
 Trail, Chet (69)
 Trapp, Randy (75-77)
 Trautwein, Dave (90-91)
 Treadwell, Jody (99)
 Trevino, Alex (78)
 Trlicek, Rick (96, 98)
 Trujillo, Mike (89)
 Tucker, Jonathan (09-10)
 Tucker, Michael (06)
 Turner, Justin (09, 10)
 Turrentine, Rich (98-99)
 Twardoski, Mike (93)
 Tyler, Tom (75)
 Tyner, Jason (99-00)
 -U-
 Uehara, Koji (10)
 Urrutia, Henry (13-16)
 -V-
 Vail, Mike (75)
 Valdez, Efrain (98)
 Valencia, Danny (13)
 Valent, Eric (05)
 Valera, Julio (89-92)
 Velera, Yohanny (99)
 Van de Castele, Mike (78-79)
 VandenHurk, Rick (10-11)
 Vann, Brandy (93)
 Vasquez, Aquedo (90)
 Vasquez, Anthony (14)
 Vasquez, Julian (92)
 Vatcher, Jim (94)
 Vaughn, Dewayne (86-87)
 Vazquez, William (06)
 Vega, Jesus (81)
 Velandia, Jorge (00-03)
 Velazquez, Gil (02-04)
 Veras, Quilvio (94)
 Villano, Mike (99)
 Villanueva, Eliah (15)
 Villarreal, Oscar (12)
 Vina, Fernando (92-94)
 Viola, Pedro (10, 12)
 Von Ohlen, Dave (80-82)
 -W-
 Wada, Tsuyoshi (12-13)
 Wade, Scott (93)
 Wagner, Paul (01)
 Walker, Adam (02)

Walker, Christian (14-16)
 Walker, Pete (94-95, 01-02)
 Walker, Tyler (00-02)
 Wall, Donne (01)
 Wallace, Brett (14)
 Wallace, Derek (96, 98-99)
 Walter, Gene (87)
 Walters, David (12)
 Ward, Brian (13-14)
 Waring, Brandon (12-13)
 Washington, Ron (79)
 Waters, Chris (07-09)
 Watson, Matt (03)
 Webb, Hank (73-76)
 Webb, Ryan (14)
 Weeks, Jemile (14)
 Wegener, Mike (73-75)
 Wegmann, Tom (92-93)
 Welch, Mike (96-97, 99)
 West, David (88-89)
 Weston, Mickey (88, 93)
 Wheeler, Cody (15)
 Wheeler, Dan (03-04)
 Wheeler, Zelous (12-13)
 White, Mike (92)
 Whitehurst, Wally (88-90)
 Whiteside, Eli (07)
 Widlansky, Robbie (11)
 Wieters, Matt (09, 15)
 Wigginton, Ty (01-02)
 Wilkins, Andy (15)
 Wilkins, Rick (98)
 Williams, Charlie (72)
 Williams, Dave (06)
 Williams, Gerald (04,05)
 Williams, Jimmy (95)
 Williams, Jimy (71)
 Williams, Matt (02)
 Williams, Todd (07)
 Willis, Dontrelle (12)
 Wilson, Andy (05)
 Wilson, John (03)
 Wilson, Mookie (79-80, 86)
 Wilson, Paul (95, 98, 00)
 Wilson, Preston (98)
 Wilson, Tom (04)
 Wilson, Tyler (14-16)
 Wilson, Vance (98-01, 04)
 Wine, Robbie (91)
 Winningham, Herm (83-84, 93)
 Winston, Fred (72)
 Winterfeldt, Todd (80-81)
 Withem, Shannon (96-97)
 Wolf, Randy (14)
 Wolf, Ross (10)
 Wolff, Billy (70)
 Wood, Brandon (13)
 Worrell, Mark (11)
 Wright, David (04)
 Wright, Mike (13-16)
 Wright, Wesley (15)
 Wyatt, Dave (86-87)
 Wylie, Mitch (06)
 Wynne, Marvell (82-83)
 Wynns, Austin (16)
 -Y-
 Yan, Esteban (08)
 Yan, Ruddy (07)
 Yarnall, Ed (97)
 Yastrzemski, Mike (16)
 Yates, Tyler (02-04)
 Yost, Ned (77)
 Yoon, Suk-min (14)
 Young, Anthony (91, 93)
 Young, Bobby (71)
 -Z-
 Zamora, Pete (03)
 Zagone, Rick (12)
 Zdeb, Joe (80)
 Zouzalik, Michael (16)

**Players to suit up for both the Tides and Orioles since
Norfolk became a Baltimore affiliate in 2007 (167 different players)**

<u>Player</u>	<u>Baltimore</u>	<u>Norfolk</u>	<u>Player</u>	<u>Baltimore</u>	<u>Norfolk</u>
Accardo, Jeremy	2011	2011	Hoes, L.J.	2012-13	2012-13
Adams, Ryan	2011	2011-12	Hoey, Jim	2006-07	2007, 2010
Albers, Matt	2008-10	2009	House, J.R.	2007	2007
Alvarez, Dariel	2015-16	2014-16	Hudson, Kyle	2011	2011
Andino, Robert	2009-12	2010-12	Hughes, Rhyne	2010	2009-11
Angle, Matt	2010-12	2010-11	Hunter, Tommy	2011-15	2012
Aquino, Jayson	2016	2016	Ishikawa, Travis	2013	2013
Arrieta, Jake	2010-13	2009-10, 2012-13	Jakubauskas, Chris	2011	2011
Asencio, Jairo	2013	2013	Janish, Paul	2015-16	2015-16
Atkins, Mitch	2011	2011	Jimenez, Ubaldo	2014-16	2014
Aubrey, Michael	2009	2009-10	Johnson, Dan	2013	2013
Avery, Xavier	2012-13	2012-13, 2016	Johnson, Jim	2006-2013	2007-08, 2010
Belfiore, Mike	2013	2013	Johnson, Steve	2012-13, 2015	2011-15
Bell, Josh	2010	2010-12	Joseph, Caleb	2014-16	2012, 2014, 2016
Bell, Rob	2007	2007	Jurrjens, Jair	2013	2013
Bergesen, Brad	2009-12	2009-12	Knott, Jon	2007	2007
Berken, Jason	2009-12	2009, 2011-12	Lake, Junior	2015	2015
Berry, Quintin	2014	2014	Lambert, Chris	2009	2009
Betemit, Wilson	2012-13	2013	Leicester, Jon	2007	2007-08
Birkins, Kurt	2006-07	2007	Liz, Radhames	2007	2008-09
Brach, Brad	2014-16	2014	Lombardozi, Steve	2014	2014
Bridwell, Parker	2016	2016	Lough, David	2014-15	2015
Britton, Zach	2011-16	2010-13	Mahoney, Joe	2012	2012
Bukvich, Ryan	2008	2008	Mancini, Trey	2016	2016
Burnett, Alex	2013	2013	Mata, Frank	2010	2010
Bynum, Freddie	2007	2008	Matusz, Brian	2009-15	2011-12
Cabral, Cesar	2015	2015	McCrary, Bob	2008	2008-09
Cabrera, Everth	2015	2015	McFarland, T.J.	2014-16	2014-16
Cabrera, Fernando	2007-08	2007-08	McLouth, Nate	2012-13	2012
Casilla, Alexi	2013-14	2014	Meek, Evan	2014	2014
Castillo, Alberto B.	2007	1995-98, 2007	Meredith, Cla	2009-10	2010
Castillo, Alberto T.	2008	2008-11	Mickolio, Kam	2008-10	2008-10
Chavez, Endy	2012	2012	Miller, Jim	2008	2007-10
Cherry, Rocky	2007-08	2008	Miranda, Ariel	2016	2016
Cintron, Alex	2008	2008	Moeller, Chad	2009	2009
Clark, Zach	2013	2008-10, 2012-13	Montanez, Luis	2008-10	2007, 2009-10
Clevenger, Steve	2013-15	2013-15	Moore, Scott	2007-08, 2010	2008-10
Cormier, Lance	2008	2008	Navarro, Rey	2015	2015
Davis, Blake	2011	2009-12	Navarro, Yamaico	2013	2013
Despaigne, Odrisamer	2016	2016	Norris, Bud	2013-15	2015
Dickerson, Chris	2013	2013	Olson Garrett	2007	2007-08
Doyne, Cory	2007	2007-08	Paredes, Jimmy	2014-15	2014
Drake, Oliver	2015-16	2011, 2015-16	Parmelee, Chris	2015	2015
Duensing, Brian	2016	2016	Patterson, Corey	2006-07, 2010	2010
Eveland, Dana	2012	2012, 2015	Patton, Troy	2010-14	2009-11, 2014
Exposito, Luis	2012-13	2012-13	Paulino, Ronny	2012	2012-13
Eyre, Willie	2011	2011-12	Payton, Jay	2007-08	95-96, 98-99, 2007
Fahey, Brandon	2006-08	2007-08	Pena, Francisco	2016	2016
Fiorentino, Jeff	2005-06, 2009	2008-09	Phelps, Cord	2014	2014
Flaherty, Ryan	2012-16	2012-13, 2015-16	Phillips, Zach	2011	2011-12, 2016
Ford, Lew	2012	2012-13	Pie, Felix	2009-11	2011
Fox, Jake	2010	2011	Pomeranz, Stu	2012	2012
Gabino, Armando	2010	2010-11	Pridie, Jason	2013	2013
Gallardo, Yovani	2016	2016	Ramirez, Ramon	2014	2014
Gamboa, Eddie	2015	2012-15	Rapada, Clay	2011	2011, 2014
Garcia, Freddy	2013	2013	Ray, Chris	2005-07, 2009	2009
Gausman, Kevin	2013-16	2013-16	Redman, Tike	2007	2007-08
Gonzalez, Michael	2010	2010	Reimold, Nolan	2009-13, 2015	2009-11, 2015
Gonzalez, Miguel	2012-15	2012, 2014	Roberts, Brian	2001-13	2012-13
Guilmet, Preston	2014	2014	Rodriguez, Guillermo	2009	2009
Hall, Bill	2012	2012	Roe, Chaz	2015-16	2015-16
Hardy, J.J.	2011-15	2011	Romero, J.C.	2012	2012
Hendrickson, Mark	2009-11	2011, 2013	Rondon, Jorge	2015	2015
Hernandez, David	2009-10	2009	Rupe, Josh	2011	2011
Hernandez, Luis	2007-08	2007-08	Salazar, Oscar	2008-09	2008-09
Hill, Rich	2009	2009	Santos, Omir	2008	2008

Players to suit up for both the Tides and Orioles since Norfolk became a Baltimore affiliate in 2007 (167 different players)

<u>Player</u>	<u>Baltimore</u>	<u>Norfolk</u>
Sarfate, Dennis	2008-09	2009-10
Saunders, Joe	2012, 2014	2014
Schoop, Jonathan	2013-16	2013
Shuey, Paul	2007	2007
Simon, Alfredo	2008-11	2008-10
Snyder, Brandon	2010-11	2009-11
Snyder, Chris	2013	2013
Socolovich, Miguel	2012	2012
Stern, Adam	2007	2007-08
Stinson, Josh	2013-14	2013-14
Tatum, Craig	2010-11	2010-11
Teagarden, Taylor	2012-13	2013
Tejada, Miguel	2004-07, 10	2012
Tillman, Chris	2009-16	2009-12
Tolleson, Steve	2012	2012, 2016
Tolliver, Ashur	2016	2016
Torres, Eider	2008	2007-08
Turner, Justin	2009-10	2009-10
Uehara, Koji	2009-11	2010
Urrutia, Henry	2013, 2015	2013-15
Valencia, Danny	2013	2013
Viola, Pedro	2010	2010-12
Walker, Christian	2014-15	2014-16
Waters, Chris	2008-09	2007-09
Webb, Ryan	2014	2014
Weeks, Jemile	2014	2014
Whiteside, Eli	2005	2007
Wieters, Matt	2009-15	2009, 2015
Williams, Todd	2004-07	2007
Wilson, Tyler	2015-16	2014-16
Wolf, Randy	2012	2014
Worrell, Mark	2011	2011
Wright, Mike	2015-16	2013-16
Wright, Wesley	2015	2015
Yan, Esteban	1996-97	2008



Second baseman **Jonathan Schoop** hit 25 home runs and registered 38 doubles for Baltimore in 2016. He hit .256 with nine homers and 36 RBI in 70 games for the Tides during the 2013 season.

TRIPLE-A YEAR-BY-YEAR RECORDS

Year	Home	Road	Total	Pct.	Pos.	GB-A	Manager
1969*	35-32	41-27	76-59	.563	1	+1.5	McCullough
1970*	42-28	32-38	74-66	.529	4	-10.0	Hiller
1971*	46-24	33-37	79-61	.564	2	-7.0	Bauer
1972*\$	40-30	38-35	78-65	.545	3	-2.5	Bauer
1973*	44-30	31-40	75-70	.517	2-National	-10.0	Antonelli
1974	31-35	26-47	57-82	.410	4-Southern	-28.5	Antonelli
1975*\$	50-21	36-34	86-55	.610	1	+1.0	Frazier
1976	34-35	26-43	60-78	.435	7	-28.0	Burgess
1977*	41-30	32-37	73-67	.521	3	-7.0	Verdi
1978	38-33	31-38	69-71	.493	5	-16.0	Verdi
1979*	37-32	36-35	73-67	.521	4	-12.5	Verdi
1980	31-39	36-33	67-72	.482	6	-15.5	Verdi
1981*	35-34	35-34	70-68	.507	3	-17.5	Aker
1982*\$	35-32	39-31	74-63	.540	3	-7.0	Aker
1983*\$	33-35	38-33	71-68	.511	4	-11.5	Johnson
1984	39-31	32-38	71-69	.507	5	-11.5	Schaefer
1985*\$	38-31	37-33	75-64	.540	T3	-3.5	Schaefer
1986*	41-29	33-37	74-66	.529	4	-6.0	Perlozzo
1987*	43-24	38-35	81-59	.579	1	+4.0	Cubbage
1988*	46-25	31-39	77-64	.546	1-East	+11.0	Cubbage
1989	41-32	36-37	77-69	.527	2-West	-4.0	Cubbage
1990	40-31	39-36	79-67	.541	2-West	-8.0	Swisher
1991	43-27	34-38	77-65	.542	2-West	-7.0	Swisher
1992	31-34	25-52	56-86	.394	4-West	-38.0	Hurdle
1993	36-34	34-37	70-71	.496	4-West	-16.0	Hurdle
1994	31-39	36-36	67-75	.472	4-West	-13.5	Valentine
1995*	45-26	41-30	86-56	.606	1-West	+10.5	Harrah
1996*	42-28	40-31	82-59	.582	2-West	-2.5	Valentine/Benedict
1997	32-36	43-31	75-67	.528	3-West	-4.0	Dempsey
1998	31-40	39-32	70-72	.493	2-South	-9.0	Dempsey
1999	39-29	38-34	77-63	.550	3-South	-4.5	Gibbons
2000	33-39	32-40	65-79	.451	3-South	-16.5	Gibbons
2001*	47-25	38-32	85-57	.599	1-South	+12.0	Gibbons
2002	41-31	29-42	70-73	.490	3-South	-9.5	Floyd
2003	34-37	33-39	67-76	.468	3-South	-7.5	Floyd
2004	37-38	35-34	72-72	.500	3-South	-8.5	Stearns
2005*	44-28	35-37	79-65	.549	1-South	+ 14.0	Oberkfell
2006	32-38	25-46	57-84	.404	3-South	-22.0	Tijerina/Oberkfell
2007	36-35	33-39	69-74	.483	3-South	-11.0	Allenson
2008	34-38	30-40	64-78	.451	2-South	-9.0	Allenson
2009	37-33	34-38	71-71	.500	3-South	-11.0	Allenson
2010	39-33	28-44	67-77	.465	T3-South	-21.5	Allenson/Dickerson
2011	33-38	23-49	56-87	.392	4-South	-24.5	Allenson
2012	44-30	30-40	74-70	.514	2-South	-9.0	Johnson
2013	40-32	37-35	77-67	.575	2-South	-10.0	Johnson
2014	37-35	28-44	65-79	.451	3-South	-10.0	Johnson
2015*	38-34	40-32	78-66	.542	1-South	+1.0	Johnson
2016	33-39	29-43	62-82	.431	4-South	-3.5	Johnson
Totals	1829-1549	1625-1771	3454-3341	.508			

* - Made IL Playoffs \$ - Won Governors Cup

Tides Affiliations since 1961

<u>YEAR</u>	<u>LEAGUE</u>	<u>AFFILIATION</u>	<u>RECORD</u>
1961	South Atlantic (A)	Independent	66-72 (.478)
1962	South Atlantic (A)	St. Louis Cardinals	55-85 (.393)
1963	Carolina (A)	Independent	65-79 (.451)
1964-65	Carolina (A)	Chicago White Sox	151-131 (.535)
1966-68	Carolina (A)	Philadelphia Phillies	208-209 (.499)
1969-2006	International (AAA)	New York Mets	2,771-2,590 (.517)
2007-	International (AAA)	Baltimore Orioles	683-751 (.476)

TIDES LOGOS THROUGH THE YEARS

1969-1992



1993-2015



2016-



MLB Exhibition Games Played in Norfolk/Tidewater since 1963 (36)

<u>Date</u>	<u>Teams</u>	<u>Result</u>	<u>Attendance</u>
3/29/14	Baltimore vs. Norfolk	Orioles 4, Tides 3	10,156
4/4/12	Baltimore vs. Norfolk	Tides 6, Orioles 4	8,749
4/3/09	Baltimore vs. Washington	Orioles 6, Nationals 3	11,833
3/30/07	Baltimore vs. Washington	Orioles 6, Nationals 5	12,408
4/19/01	New York vs. Norfolk	Mets 2, Tides 0	10,053
4/26/99	New York vs. Norfolk	Mets 2, Tides 0	8,092
5/28/98	New York vs. Norfolk	Tides 4, Mets 3	7,053
5/12/97	New York vs. Norfolk	Tides 9, Mets 4	6,696
5/9/96	New York vs. Norfolk	Tides 3, Mets 0	6,927
8/14/95	New York vs. Norfolk	Mets 9, Tides 6	9,493
5/23/94	New York vs. Norfolk	Tides 3, Mets 2	10,760
5/27/93	New York vs. Norfolk	Tides 2, Mets 1	12,330
6/3/92	New York vs. Tidewater	Mets 4, Tides 3	NA
4/22/91	New York vs. Tidewater	Tides 3, Mets 0	NA
4/16/90	New York vs. Tidewater	Mets 9, Tides 6	6,145
6/29/89	New York vs. Tidewater	Tides 6, Mets 0	6,171
4/28/88	New York vs. Tidewater	Tides 2, Mets 1	6,172
6/11/87	New York vs. Tidewater	Tides 7, Mets 1	6,165
5/23/85	New York vs. Tidewater	Tides 1, Mets 0	6,188
5/3/84	New York vs. Tidewater	Tides 7, Mets 1	6,121
6/27/83	New York vs. Tidewater	Tides 5, Mets 5	6,182
6/7/79	New York vs. Tidewater	Mets 8, Tides 6	NA
8/3/78	New York vs. Tidewater	Mets 13, Tides 11	5,256
5/25/77	New York vs. Tidewater	Mets 8, Tides 6	4,531
7/26/76	New York vs. Tidewater	Tides 8, Mets 3	NA
7/10/75	New York vs. Tidewater	Mets 9, Tides 7	5,170
8/15/74	New York vs. Tidewater	Mets 5, Tides 1	3,394
6/6/73	New York vs. Tidewater	Mets 17, Tides 11	4,018
6/15/72	New York vs. Tidewater	Tides 11, Mets 3	6,262
5/24/71	New York vs. Tidewater	Tides 6, Mets 5	4,819
4/4/71	Baltimore vs. New York	Orioles 5, Mets 1	6,111
6/1/70	New York vs. Tidewater	Tides 9, Mets 2	6,338
7/28/69	New York vs. Tidewater	Rained Out	NA
4/11/64	Baltimore vs. New York	Orioles 11, Mets 0	5,350
4/10/64	Chicago vs. Cincinnati	Reds 5, White Sox 2	2,487
4/6/63	Baltimore vs. New York	Mets 7, Orioles 2	6,838

ALL HARBOR PARK TEAM

Voted on by fans in 2017 to commemorate
25th year at Harbor Park

C - Matt Wieters
 1B - Christian Walker
 2B - Jonathan Schoop
 3B - Butch Huskey
 SS - Jose Reyes
 OF - Dariel Alvarez
 OF - Jeromy Burnitz
 OF - Angel Pagan
 P - Jake Arrieta
 P - Zach Britton
 P - Jason Isringhausen
 P - Chris Tillman
 Utility - David Wright
 Manager - Ron Johnson
 General Manager - Dave Rosenfield



TRIPLE-A YEAR-BY-YEAR BATTING STATISTICS

	AVG.	G	AB	R	H	2B	3B	HR	RBI	BB	SO	SB	CS
1969	.283	136	4358	685	1233	173	34	134	631	451	609	123	86
1970	.280	140	4562	641	1278	182	29	108	583	517	722	68	53
1971	.270	140	4519	675	1220	192	33	151	626	467	794	42	34
1972	.246	143	4491	541	1107	161	41	52	496	542	821	40	35
1973	.238	145	4423	550	1054	195	21	89	500	587	748	45	29
1974	.236	139	4353	456	1026	162	33	60	408	497	912	47	34
1975	.260	141	4493	547	1166	178	28	47	495	465	794	66	39
1976	.259	138	4429	566	1148	177	36	83	512	516	673	128	71
1977	.252	140	4517	603	1139	167	37	119	554	558	802	98	51
1978	.254	140	4513	605	1145	210	38	100	553	539	794	76	43
1979	.239	141	4486	527	1073	181	43	73	477	445	837	127	39
1980	.264	139	4423	535	1167	191	41	43	487	479	630	117	51
1981	.254	138	4423	547	1123	187	29	90	501	435	644	178	91
1982	.265	137	4531	637	1202	197	39	87	578	531	656	195	99
1983	.273	139	4544	694	1239	201	36	102	633	576	795	175	79
1984	.257	140	4483	581	1151	175	15	89	525	492	848	129	60
1985	.266	139	4669	558	1243	216	31	76	511	415	778	129	54
1986	.273	140	4667	594	1275	210	37	55	541	480	717	105	34
1987	.282	140	4720	725	1331	262	37	117	665	500	720	104	34
1988	.256	141	4593	540	1176	218	22	63	484	442	634	95	41
1989	.255	146	4745	603	1210	223	23	85	553	547	790	86	32
1990	.256	146	4648	592	1191	205	24	65	542	530	701	99	48
1991	.256	142	4687	613	1201	219	33	68	543	562	861	73	49
1992	.255	142	4569	517	1163	195	16	90	470	354	945	102	49
1993	.253	141	4680	537	1182	190	49	80	483	426	772	154	78
1994	.247	142	4756	617	1177	226	34	80	544	488	864	146	85
1995	.260	142	4697	650	1219	229	40	90	602	434	823	132	94
1996	.267	141	4645	643	1238	258	42	110	605	437	900	109	63
1997	.267	142	4727	659	1260	245	21	131	610	544	993	91	58
1998	.268	142	4757	661	1274	238	35	110	607	564	841	129	64
1999	.280	140	4688	675	1313	258	32	121	631	468	782	115	73
2000	.265	144	4841	654	1281	254	24	96	603	529	873	152	93
2001	.261	142	4727	602	1232	244	20	103	562	439	913	110	48
2002	.257	143	4751	598	1223	243	32	119	546	431	934	110	52
2003	.260	143	4689	581	1218	250	27	90	541	435	875	178	50
2004	.261	144	4739	590	1239	253	28	117	535	373	1010	102	70
2005	.267	144	4842	674	1293	270	35	131	628	491	987	124	61
2006	.240	141	4519	497	1084	209	21	76	461	454	955	85	47
2007	.261	144	4771	568	1247	224	32	92	533	418	808	112	52
2008	.270	142	4823	635	1304	240	35	66	589	432	920	122	74
2009	.272	142	4715	603	1283	259	30	78	563	386	814	132	44
2010	.251	144	4895	629	1231	239	24	122	578	454	986	129	51
2011	.251	143	4932	601	1238	216	22	119	565	464	1138	94	38
2012	.250	144	4831	586	1208	240	29	111	544	495	1091	76	35
2013	.258	144	4873	638	1259	250	20	127	594	503	1072	66	29
2014	.269	144	4918	636	1322	227	30	79	587	469	1008	102	38
2015	.257	144	4857	532	1249	216	13	75	495	396	878	60	34
2016	.257	144	4921	535	1264	232	21	94	498	439	1062	62	32

Single-Season Batting Records

BATTING	HIGH	YEAR	LOW	YEAR
AT BATS	4932	2011	4353	1974
RUNS	725	1987	456	1974
HITS	1331	1987	1026	1974
DOUBLES	270	2005	161	1972
TRIPLES	49	1993	13	2015
HOME RUNS	151	1971	43	1980
RBI	665	1987	408	1974
AVERAGE	.283	1969	.236	1974
SACRIFICE HITS	99	1979	10	2013
SACRIFICE FLIES	52	2003	28	1970
HBP	62	2003	15	1986
WALKS	587	1973	354	1992
STRIKEOUTS	1138	2011	609	1969
STOLEN BASES	195	1982	40	1972
CAUGHT STEALING	99	1982	29	1973, 2013



TRIPLE-A YEAR-BY-YEAR PITCHING STATISTICS

YEAR	ERA	G	CG	SHO	SV	IP	H	R	ER	BB	SO	HR
1969	4.16	136	50	6	18	1134.2	1152	588	524	490	683	135
1970	4.07	140	46	9	24	1184.0	1147	614	536	527	812	121
1971	3.62	140	49	18	27	1168.1	1090	570	470	494	926	93
1972	3.35	143	49	18	23	1208.1	1111	532	450	511	827	95
1973	3.13	145	59	13	18	1188.2	1097	502	414	529	736	69
1974	3.71	139	40	12	14	1159.2	1176	585	478	564	766	86
1975	2.77	141	47	21	21	1188.1	1004	425	366	452	678	62
1976	4.15	138	35	5	24	1159.0	1205	634	535	558	684	82
1977	4.02	140	25	7	34	1192.0	1243	629	532	541	632	89
1978	3.68	140	35	10	17	1192.0	1207	602	488	477	723	93
1979	3.54	141	23	8	38	1188.2	1144	533	467	430	687	59
1980	3.59	139	36	6	16	1180.2	1152	577	471	473	788	70
1981	3.60	138	42	11	23	1188.2	1072	558	476	533	738	95
1982	3.40	137	27	11	28	1197.2	1125	530	453	594	777	92
1983	4.18	139	27	8	34	1168.1	1165	635	543	571	787	99
1984	3.47	140	23	13	37	1181.1	1038	547	455	511	778	96
1985	3.09	139	18	11	36	1229.2	1127	512	422	467	726	74
1986	3.60	140	15	9	39	1211.0	1183	564	484	474	737	97
1987	3.72	140	19	9	32	1201.1	1107	574	497	487	746	91
1988	3.14	141	27	10	30	1202.0	1026	496	419	473	796	57
1989	3.30	146	29	14	33	1247.2	1184	547	457	396	748	61
1990	3.42	146	21	15	44	1231.0	1186	551	468	446	880	69
1991	3.79	142	14	13	34	1253.1	1227	600	528	521	734	82
1992	4.17	142	14	11	26	1188.1	1212	623	550	407	799	106
1993	3.77	141	17	9	36	1247.1	1276	610	522	357	845	89
1994	3.56	142	23	10	29	1261.1	1252	590	499	405	730	106
1995	3.01	142	15	18	35	1258.2	1153	493	421	419	921	79
1996	3.51	141	9	12	46	1221.0	1122	545	476	356	921	120
1997	3.78	142	7	9	37	1232.1	1238	616	517	509	952	105
1998	4.07	142	6	9	34	1241.2	1248	669	561	511	1043	117
1999	4.58	140	7	7	39	1219.2	1283	712	620	532	984	156
2000	4.22	144	11	6	29	1270.0	1299	647	596	508	895	113
2001	3.55	142	4	10	52	1256.0	1246	565	495	411	919	108
2002	3.74	143	6	13	30	1248.2	1296	585	519	382	940	97
2003	4.10	143	3	8	35	1239.0	1277	614	565	398	943	106
2004	4.06	144	5	5	43	1257.1	1272	661	563	463	957	118
2005	3.73	144	0	10	45	1270.1	1241	585	526	426	974	121
2006	4.17	141	2	14	31	1209.0	1284	619	560	390	908	102
2007	3.81	144	3	9	50	1261.2	1230	603	534	425	1024	100
2008	4.34	142	2	6	31	1241.1	1286	704	599	490	1018	110
2009	3.87	142	1	9	40	1224.2	1221	607	527	412	998	113
2010	4.16	144	2	7	34	1280.0	1318	673	592	449	1017	119
2011	4.34	143	3	7	27	1277.0	1319	686	616	512	846	129
2012	3.41	144	7	11	38	1280.2	1175	564	485	441	1036	80
2013	3.81	144	3	8	38	1270.2	1245	606	538	464	999	99
2014	4.42	144	1	5	34	1272.1	1318	716	625	459	1088	127
2015	3.17	144	1	14	47	1273.2	1137	489	448	441	986	75
2016	3.78	144	1	14	33	1282.0	1288	585	538	395	1120	102

Single-Season Pitching Records

PITCHING	HIGH	YEAR	LOW	YEAR
GAMES	146	'89 & '90	136	1969
COMPLETE GAMES	59	1973	0	2005
SHUTOUTS	21	1975	5	'76, '04, '14
SAVES	52	2001	14	1974
INNINGS	1282.0	2016	1134.2	1969
HITS	1319	2011	1004	1975
RUNS	716	2014	425	1975
EARNED RUNS	625	2014	366	1975
E.R.A.	4.58	1999	2.77	1975
WALKS	594	1982	356	1996
STRIKEOUTS	1120	2016	632	1977
HOME RUNS	156	1999	57	1988
HIT BATTERS	78	2007	18	1982
WILD PITCHES	84	1971	20	2002

TRIPLE-A YEAR-BY-YEAR FIELDING STATISTICS

YEAR	PO	A	E	PB	DP	PCT.
1969	3404	1342	129	18	107	.974
1970	3552	1428	127	19	137	.975
1971	3505	1401	155	22	109	.969
1972	3625	1457	161	20	127	.969
1973	3566	1500	136	14	142	.974
1974	3497	1514	155	14	151	.970
1975	3565	1552	113	10	125	.978
1976	3477	1482	148	14	138	.971
1977	3576	1621	178	16	145	.967
1978	3576	1523	183	11	130	.965
1979	3566	1547	136	26	147	.974
1980	3542	1372	169	24	101	.967
1981	3566	1596	145	18	151	.972
1982	3593	1544	135	13	145	.974
1983	3505	1472	151	11	131	.971
1984	3544	1548	118	15	146	.977
1985	3689	1571	147	5	129	.973
1986	3633	1656	147	8	164	.973
1987	3604	1534	122	4	118	.977
1988	3606	1609	133	20	129	.975
1989	3743	1629	138	12	130	.975
1990	3693	1543	142	13	156	.974
1991	3760	1701	143	11	170	.974
1992	3565	1516	140	14	131	.973
1993	3742	1605	144	16	167	.974
1994	3784	1632	142	17	151	.974
1995	3776	1639	147	8	147	.974
1996	3663	1480	139	11	108	.974
1997	3697	1574	156	13	166	.971
1998	3725	1501	146	15	158	.973
1999	3659	1372	151	25	122	.971
2000	3810	1480	100	19	131	.981
2001	3768	1559	123	12	151	.977
2002	3746	1441	105	7	117	.980
2003	3717	1486	99	12	146	.981
2004	3772	1450	141	15	146	.974
2005	3811	1569	128	8	130	.977
2006	3627	1494	115	6	145	.978
2007	3785	1490	108	16	115	.980
2008	3724	1387	137	20	121	.974
2009	3674	1366	134	13	148	.974
2010	3840	1455	155	10	155	.973
2011	3831	1430	119	11	144	.978
2012	3842	1454	122	16	137	.977
2013	3812	1558	113	22	133	.979
2014	3817	1328	125	14	112	.976
2015	3821	1533	87	22	138	.984
2016	3846	1455	83	10	134	.985

Single-Season Fielding Records

FIELDING	HIGH	YEAR	LOW	YEAR
PUTOUTS	3846	2016	3404	1969
ASSISTS	1701	1991	1328	2014
ERRORS	183	1978	83	2016
PASSED BALLS	26	1979	4	1987
DOUBLE PLAYS	170	1991	101	1980
PERCENTAGE	.985	2016	.965	1978

TRIPLE-A YEARLY BATTING LEADERS

<u>YEAR</u>	<u>GAMES</u>	<u>AT BATS</u>	<u>RUNS</u>	<u>HITS</u>	<u>DOUBLES</u>
1969	Foster, 124	Foster, 438	Foster, 77	Foster, 123	Sorrell, 18
1970	Stanton, 123	Stanton, 498	Gaspar, 81	Stanton, 151	Martinez, 20
1971	Stanton, 139	Stanton, 500	Stanton, 84	Stanton, 162	Stanton, 31
1972	Theodore, 143	Theodore, 510	Theodore, 78	Theodore, 151	Etheridge/ Morales, 18
1973	Barnes, 142	Barnes, 531	McNulty, 78	Barnes/ Schneck, 120	McNulty, 30
1974	Staiger, 136	Staiger, 453	Croswell, 48	Staiger, 123	Ayala, 22
1975	Pemberton/ Staiger, 137	Pemberton, 474	Pemberton, 68	Pemberton, 141	Staiger, 29
1976	Pemberton, 138	Pemberton, 520	B. Baldwin, 66	Pemberton, 151	Pemberton, 27
1977	Mangual, 140	Mangual, 475	Mangual, 94	B. Baldwin, 126	Rosado, 21
1978	Norman, 133	Norman, 473	Norman, 69	Norman, 133	Norman, 30
1979	Wilson, 141	Wilson, 529	Wilson, 84	Wilson, 141	Wilson, 22
1980	Wilson, 132	Wilson, 515	Wilson, 92	Wilson, 152	B. Baldwin/ Rosado, 20
1981	MacDonald, 129	Sweet, 462	Giles, 60	Sweet, 128	Sweet, 30
1982	Wynne, 130	Wynne, 512	Howard, 62	Tillman, 130	Giles, 32
1983	Hurdle, 139	Tillman, 483	Hurdle, 82	Hurdle, 136	Hurdle, 33
1984	Christensen, 129	Mitchell, 432	Tarver, 63	Christensen, 133	Giles, 24
1985	Beane, 135	Beane, 504	Tarver, 74	Beane, 143	Beane, 34
1986	Magadan, 133	Magadan, 473	Magadan, 68	Magadan, 147	Magadan,
1987	Elster, 134	Elster, 549	Milligan, 99	Elster, 170	Carreon, 41
1988	Jefferies, 132	Jefferies, 504	Jefferies, 62	Jefferies, 142	Jefferies, 28
1989	Reed, 133	O'Malley, 492	McKnight, 84	O'Malley, 145	Reed, 30
1990	Gardner, 138	Gardner, 463	Hughes, 77	Gardner, 125	Torve, 25
1991	Gardner, 136	Gardner, 504	Gardner, 73	Gardner, 147	Hundley, 24
1992	Bogar, 129	Bogar, 481	Springer, 57	Bogar, 134	Bogar, 32
1993	Springer/ Twardoski, 131	Springer, 484	Twardoski, 66	Springer, 129	Bullock, 26
1994	Huskey, 127	Huskey, 474	Veras, 71	Ledesma, 118	Huskey, 23
1995	Ordonez, 125	Ordonez, 439	Huskey, 66	Garcia, 133	Garcia/ Ordonez, 21
1996	Franco, 133	Franco, 508	Thurman, 81	Franco, 164	Franco, 40
1997	Petagine, 129	Agbayani, 468	Agbayani/ Petagine, 90	Agbayani, 145	Petagine, 32
1998	Milliard, 127	Haney, 440	Haney, 84	Haney, 152	Haney, 33
1999	Halter, 127	Halter, 474	Haney, 82	Haney, 139	Haney, 25
2000	Baez/McGuire, 122	Toca, 453	McGuire, 63	McGuire, 117	Baez, 27
2001	Franco, 124	Franco, 433	Escobar, 55	Toca, 109	Tarasco, 31
2002	Tracy, 125	Tracy, 432	Tracy, 61	Wigginton, 115	Wigginton, 26
2003	Snead, 137	Snead, 472	Snead, 64	Toca, 116	Toca, 30
2004	Diaz, 141	Diaz, 528	Diaz, 81	Diaz, 154	Diaz, 31
2005	Pagan, 129	Pagan, 516	Pagan, 69	Pagan, 140	Daubach, 29
2006	Basak, 119	Hernandez, 414	Basak, 53	Hernandez, 103	Basak, 22
2007	Cervenak, 140	Cervenak, 554	Cervenak, 69	Cervenak, 157	House, 32
2008	Costanzo/ Terrero, 129	Terrero, 497	Redman, 77	Torres, 145	Salazar, 42
2009	Andino, 132	Andino, 546	Andino, 72	Andino, 144	Andino, 30
2010	Turner, 108	Turner, 387	Fiorentino, 70	Turner, 116	Turner, 28
2011	Harris, 136	Harris, 516	Angle, 67	Snyder, 117	Adams, 28
2012	Mahoney, 132	Mahoney, 491	Avery, 57	Mahoney, 130	Mahoney, 29
2013	Pridie, 118	Pridie, 479	Pridie, 69	Pridie, 129	Hoes, 25
2014	Borbon, 124	Borbon, 466	Borbon, 68	Borbon, 134	De Jesus/ Berry, 19
2015	Almanzar/ Walker, 138	Walker, 534	Walker, 68	Alvarez, 141	Walker, 33
2016	Walker, 131	Walker, 524	Walker, 64	Alvarez, 151	Alvarez, 38

TRIPLE-A YEARLY BATTING LEADERS

<u>YEAR</u>	<u>TRIPLES</u>	<u>HR</u>	<u>RBI</u>	<u>SB</u>	<u>AVERAGE*</u>
1969	Cazano, 9	Foster, 24	Foster, 94	Heise, 20	Jorgensen, .290
1970	Martinez, 9	R. Allen, 20	Stanton, 94	Stanton, 15	Gaspar, .318
1971	Martinez, 6	Diaz/Stanton, 23	Stanton, 100	Milner, 13	Stanton, .324
1972	Barnes, 8	Gosger/ Theodore, 9	Theodore, 78	Hahn, 13	Theodore, .296
1973	McNulty, 4	McNulty, 25	McNulty, 69	Barnes, 22	Staiger, .249
1974	Gosger, 7	Ayala, 11	Ayala, 40	Boisclair, 9	Staiger, .272
1975	Vail, 9	Staiger, 9	Staiger, 81	Boisclair, 20	Vail, .342
1976	Pemberton, 7	B. Baldwin, 17	B. Baldwin, 73	Trapp, 28	Stearns, .310
1977	Manual, 7	Mangual, 20	B. Baldwin, 74	Mangual, 41	Miller, .284
1978	Norman/ Ramirez, 5	Norman, 18	Andrews, 75	Mangual, 32	Norman, .281
1979	Wilson, 10	Brant, 22	Brant, 65	Wilson, 49	Wilson, .267
1980	Wilson, 14	5 with 5	Backman, 51	Wilson, 50	Brooks, .297
1981	Gardenhire, 8	Rajsich, 24	Rajsich, 56	Flores, 43	Flores, .296
1982	Howard, 10	Davis, 16	Wynne, 65	Wynne, 28	Tillman, .322
1983	Tillman, 7	Rajsich, 28	Hurdle, 105	Backman, 37	Backman, .316
1984	Mitchell/ Winningham, 3	Hurdle, 21	Christensen, 71	Tarver, 36	Tarver, .326
1985	Dykstra, 6	Beane, 19	Beane, 77	Tarver, 35	Tarver, .311
1986	Magadan/ Springer, 6	Frobel, 11	Carreon/ Magadan, 64	Jefferson, 25	Magadan, .311
1987	Elster, 7	Milligan, 29	Milligan, 103	Blocker, 33	Milligan, .326
1988	Jefferies/ Lawton, 4	Carreon, 14	Jefferies, 61	Jefferies, 32	Jefferies, .282
1989	Contreras/ Reed, 6	O'Malley, 15	O'Malley, 84	Brown, 13	O'Malley, .295
1990	Reed, 6	Reed, 17	Torve, 76	A. Diaz, 23	Hughes, .309
1991	McDaniel, 6	Hundley, 14	Hundley, 66	Carr, 27	Gardner, .292
1992	4 tied with 3	Springer, 16	Springer, 70	Burnitz, 30	McKnight, .307
1993	Bullock, 8	Springer, 13	Springer, 69	Bullock, 45	Twardoski, .281
1994	Brogna/ Burnitz, 5	Burnitz, 14	Huskey/ Ledesma, 57	Veras, 40	Ledesma, .274
1995	Garcia, 7	Huskey, 28	Huskey, 87	Alicea, 21	Garcia, .309
1996	Agbayani, 9	Petagine, 12	Franco, 81	Thurman, 25	Franco, .323
1997	Hardtke/ Pratt, 3	Petagine, 31	Petagine, 100	Agbayani, 29	Petagine, .317
1998	Agabayani, 5	Milliard, 15	Decker, 60	Bowers/ Milliard, 17	Haney, .345
1999	Haney, 6	Tomberlin, 16	Tomberlin, 61	Halter, 19	Haney, .311
2000	Perez, 5	Johnson, 17	Toca, 70	Tyner, 33	McGuire, .298
2001	Escobar/ Hunter/ Tarasco, 4	Escobar, 12	Tarasco, 57	Escobar, 18	Tarasco, .292
2002	Christensen/ Latham/ Scutaro, 6	Stratton/ Tracy, 20	Phillips, 65	Latham, 26	Scutaro, .319
2003	Snead, 6	Redman/ Velandia/ Watson, 11	Watson, 55	Snead, 61	Johnson, .284
2004	Delgado, 5	Diaz, 24	Diaz, 94	Snead, 40	Diaz, .292
2005	Pagan, 10	Daubach, 16	Daubach, 62	Pagan, 27	Daubach, .325
2006	Hernandez/ Milledge, 4	Martinez, 11	Offerman, 43	Basak, 17	Basak, .267
2007	Fahey, 8	Cervenak, 15	Cervenak, 78	Redman, 25	House, .298
2008	Terrero, 8	Salazar/Terrero, 13	Terrero, 88	Torres, 28	Salazar, .316
2009	Christian/ Fiorentino, 5	Fiorentino, 12	Fiorentino, 67	Christian, 26	Fiorentino, .312
2010	Andino/Angle, 4	Aubrey, 22	Andino, 76	Salazar, 26	Andino, .264
2011	4 tied with 3	Bell, 19	Snyder, 71	Angle, 27	Adams, .284
2012	Avery, 5	Hall, 15	Mahoney, 56	Avery, 22	Mahoney, .265
2013	Pridie, 5	Pridie, 15	Pridie, 57	Avery, 17	Hoes, .304
2014	De Jesus/ Phelps, 5	Paul, 12	De Jesus/ Paul, 56	Borbon, 34	Borbon, .288
2015	Borbon, 3	Walker, 18	Walker, 74	Borbon, 23	Urrutia, .291
2016	Mancini, 5	Walker, 18	Walker, 64	Avery, 18	Alvarez, .288

* Based on 2.7 plate appearances per team game

TRIPLE-A YEARLY PITCHING LEADERS

<u>YEAR</u>	<u>GAMES</u>	<u>WINS</u>	<u>LOSSES</u>	<u>STARTS</u>	<u>CG</u>
1969	Bearnarth, 42	Matlack, 14	Connors, 13	Matlack, 26	Frisella/ Matlack, 10
1970	Musgraves, 39	Matlack, 12	Matlack, 11	Matlack, 26	Matlack, 9
1971	Koonce, 39	Bibby, 15	Folkers, 11	Bibby, 26	Capra, 11
1972	Dillman, 38	Parker, 14	Raziano, 12	Parker/ Raziano, 27	Parker, 13
1973	Apodaca, 34	Glass, 12	Harris/ Moore, 11	Glass, 24	Moore, 11
1974	Strohmayr, 39	Sterling, 12	Juran/ Moore, 12	Sterling, 28	Sterling, 11
1975	Wegener, 41	Swan, 13	Sterling, 11	Sterling, 28	Swan, 13
1976	R. Baldwin, 46	Todd, 13	Tate, 14	Todd, 26	Todd, 13
1977	Cornejo, 56	Jackson, 13	Bernard, 13	Bernard, 29	Bruhert, 9
1978	Cornejo, 33	Jackson, 11	Pacella, 11	Scott, 29	Berenguer/ Jackson, 8
1979	Bernard/ Jackson, 33	Holman, 13	Pacella, 10	Pacella, 24	Holman, 7
1980	Von Ohlen, 45	Lynch/ Scott, 13	Berenguer, 15	Scott, 25	Lynch, 11
1981	Orosco, 46	Puleo, 12	Dixon, 11	Dixon, 27	Dixon, 11
1982	Ratzer, 47	Ratzer, 11	Darling, 9	Darling, 26	Darling, 6
1983	Gaff/ Leach, 37	Bittiger, 12	Leary, 16	Bittiger, 28	Leary, 8
1984	Olwine, 50	Latham, 11	Holman, 13	Bittiger, 23	Latham, 5
1985	Olwine, 55	Latham, 13	Latham, 8	Bittiger/ Latham, 24	Latham, 5
1986	Burns, 54	Mitchell, 12	Mitchell, 9	Mitchell, 27	Mitchell, 5
1987	Vaughn, 50	Dobie, 12	Dobie, 10	Dobie, 26	Dobie, 8
1988	Frey, 58	West, 12	Whitehurst, 11	Mitchell, 27	Mitchell/ West, 7
1989	Barton, 38	Beatty, 12	Mitchell, 11	Beatty, 27	Mitchell, 7
1990	Trautwein, 51	Hernandez, 12	Hernandez, 11	Hernandez, 27	Valera, 9
1991	Moore, 50	Beatty/ Dewey, 12	Hillman, 12	Beatty, 28	Four Tied with 3
1992	Moore, 50	Hillman, 9	Telgheder, 14	Telgheder, 27	Four Tied with 3
1993	Vann, 53	Jones, 12	Filer/ Jones, 10	Gozzo, 28	Jones, 6
1994	Cook, 49	Hillman, 10	Telgheder, 10	Roa, 25	Hillman, 6
1995	Rogers, 56	Williams, 11	Roberts, 13	Roberts, 25	Pulsipher/ Wilson, 4
1996	Trliceck, 62	Fyhrie, 15	Reed, 10	Reed, 28	Four Tied with 2
1997	Dougherty, 49	Dougherty, 10	Withem, 10	Withem, 27	Bohanon, 4
1998	Wallace, 54	Mimbs, 9	Sauerbeck, 13	Sauerbeck, 27	Sauerbeck, 2
1999	Guerra, 63	Murray, 12	Murray, 10	Murray, 27	Lewis/Murray, 3
2000	Stewart, 53	Jones, B.M., 10	Jones, B.M., 8	Roberts, 25	Roberts, 5
2001	Brittan, 58	Walker, P., 13	Gonzalez/ Roberts, 5	Walker, P., 26	Gonzalez, 2
2002	Serrano, 53	Strange/ Walker, T., 10	Strange, 10	Strange/ Walker, T., 25	Strange, 2
2003	Zamora, 55	Griffiths/ Middlebrook, 7	Roach, 11	Middlebrook, 23	Roach, 2
2004	Bell, 45	Strange, 10	Heilman, 10	Heilman, 26	Five tied with 1
2005	LaVigne, 45	Scobie, 15	Musser, 11	Scobie, 26	No CG's
2006	LaVigne, 45	MacLane, 9	Scobie, 11	Lima, 22	Bannister/ MacLane, 1
2007	Green, 52	Kester/Olson, 9	Johnson, 12	Johnson, 25	Johnson, 2
2008	Miller, 49	Mitchell, 12	Anderson, 9	Mitchell/Penn, 21	Liz/Waters, 1
2009	Miller, 54	Mitchell, 11	Pauley, 12	Pauley, 26	Pauley, 1
2010	Sarfate, 47	Tillman, 11	Patton, 11	Patton, 25	Tillman, 2
2011	Worrell, 52	VandenHurk, 9	VandenHurk, 13	VandenHurk, 26	Three tied with 1
2012	Phillips, 42	Tillman, 8	Tillman/ Johnson, 8	Berken, 26	Seven tied with 1
2013	Delcarmen, 48	Garcia, 8	Jurrjens/Wada Stinson, 6	Stinson, 23	Three tied with 1
2014	Huntzinger, 47	Jones, 8	Wright, 11	Wright, 26	Stinson, 1
2015	Beato, 63	Wright, 9	Gamboa, 11	Jones, 22	Davies, 1
2016	Beato, 65	Phillips, 9	Gunkel, 11	Gunkel, 24	Gunkel, 1

TRIPLE-A YEARLY PITCHING LEADERS

<u>YEAR</u>	<u>SHUTOUTS</u>	<u>SAVES</u>	<u>INNINGS</u>	<u>K'S</u>	<u>ERA *</u>
1969	Matlack, 3	Bearnarth, 6	Matlack, 175.2	Matlack, 100	Frisella, 2.71
1970	Castiglione/ Frisella, 2	Musgraves, 7	Matlack, 180.0	Matlack, 146	Denehy, 3.29
1971	Capra, 6	Koonce, 15	Bibby, 176.1	Rose, 155	Capra, 2.19
1972	Parker, 5	Taylor, 7	Parker, 200.0	Raziano, 131	Parker, 2.61
1973	Glass/Swan, 4	Apodaca, 11	Sterling, 165.2	Moore/Webb, 101	Glass, 2.85
1974	Moore, 3	Cram, 7	Sterling, 191.1	Moore/Webb, 130	Moore, 3.30
1975	Swan, 4	Sanders, 9	Sterling, 179.0	Laxton/Swan, 113	Swan, 2.24
1976	Todd, 2	R. Baldwin, 14	Todd, 201.1	Todd, 125	Todd, 2.96
1977	Jackson, 2	Cornejo, 14	Bernard, 173.0	Jackson, 110	Jackson, 3.69
1978	Berenguer/ Jackson, 3	Cornejo, 6	Scott, 192.1	Jackson, 132	Berenguer, 3.68
1979	Holman, 4	Bernard, 16	Holmon, 149.0	Pacella, 95	Holman, 1.99
1980	Berenguer, 2	Von Ohlen, 8	Scott, 170.1	Berenguer, 178	Scott, 2.96
1981	Lynch/Puleo, 3	Orosco, 8	Dixon, 177.0	Puleo, 133	Gaff, 2.93
1982	3 with 2	Ratzer, 10	Darling, 152.0	Ownby, 121	Biercevicz, 2.64
1983	6 with 1	Leach/ Senteney, 6	Bittiger, 163.0	Bittiger, 110	Biercevicz, 3.40
1984	Bittiger, 3	Gardner, 20	Holman, 135.2	Fernandez, 123	Latham, 3.06
1985	Latham, 2	Gardner, 18	Niemann, 159.2	Niemann, 76	Latham, 2.68
1986	Mitchell, 2	Myers, 12	Mitchell, 172.1	Mitchell, 83	Mitchell, 3.39
1987	3 with 1	Roman, 9	Dobie, 169.1	Gibson, 100	Vaughn, 2.66
1988	Mitchell, 2	Savage, 13	Mitchell, 190.0	West, 143	West, 1.80
1989	Beatty, 3	Innis, 10	Beatty, 185.0	Whitehurst, 95	Mitchell, 3.03
1990	Hernandez/ Valera, 2	Innis, 19	Hernandez, 173.1	Hernandez, 157	Valera, 3.02
1991	Soff, 3	Moore, 13	Valera, 176.1	Valera, 117	Soff, 3.52
1992	Telgheder, 2	Dewey, 9	Telgheder, 169.0	Telgheder, 118	Marshall, 4.04
1993	Jones, 3	Vann, 11	Gozzo, 190.1	Jones, 126	Gozzo, 3.45
1994	Telgheder, 2	Cook, 19	Roa, 167.2	Telgheder, 83	Jacome, 2.84
1995	Isringhausen, 3	Rogers, 10	Roberts, 150.0	Roberts/ Williams, 88	Roberts, 5.52#
1996	Fyhrie/Gardiner, 2	Wallace, 26	Reed, 182.0	Reed, 128	Fyhrie, 3.04
1997	Bohanon, 2	Welch, 20	Withem, 155.2	Withem, 109	Acevedo, 3.86
1998	Mimbs, 1	Wallace, 16	Sauerbeck, 160.1	Sauerbeck, 119	Sauerbeck, 3.93
1999	Lewis/Murray, 1	Henriquez, 23	Murray, 145.0	Lewis, 101	Murray, 4.97
2000	Jones, B.M./ Springer, 1	Cammack, 9	Roberts, 157.1	Roberts, 115	Roberts, 3.38
2001	Gonzalez, 2	Henriquez, 19	Walker, P., 168.1	Walker, P., 106	Walker, P., 2.99
2002	Bacsik/ Walker, T., 1	Corey, 7	Strange, 165.0	Strange/ Walker, T., 109	Roach, 2.79
2003	NONE	Moreno, 12	Roach, 120.2	Roach, 98	Griffiths, 2.74
2004	NONE	Bell, 16	Heilman, 151.2	Heilman, 123	Keisler, 3.81
2005	NONE	Padilla, 11	Scobie, 167.0	Junge, 114	Scobie, 3.34
2006	MacLane, 1	Bell, 12	Lima, 140.0	Lima, 88	MacLane, 3.86
2007	NONE	Doyne, 29	Johnson, 148.0	Olson, 120	Olson, 3.16
2008	NONE	Miller, 10	Mitchell, 138.1	Leicester, 95	Mitchell, 4.29 #
2009	NONE	Miller, 17	Pauley, 152.1	Pauley, 108	Pauley, 4.37
2010	Tillman, 2	Sarfate, 20	Patton, 136.0	George, 101	Tillman, 3.34
2011	Three tied with 1	Worrell, 21	VandenHurk, 154.1	VandenHurk, 108	George, 4.27
2012	Three tied with 1	Neshek, 11	Berken, 144.0	Berken, 98	Berken, 3.50 #
2013	Arrieta, 1	Asencio, 28	Stinson, 131.0	Stinson, 87	Stinson, 3.78 #
2014	NONE	Meek, 16	Wright, 142.2	Wright, 103	Jones, 3.61
2015	NONE	Drake, 23	Jones, 150.0	Jones, 105	Jones, 2.94 #
2016	NONE	Stoffel, 12	Gunkel, 141.1	Gunkel, 94	Gunkel, 4.08 #

* Minimum 80% innings pitched per team game

Only Qualifier

TOP FIVE TRIPLE-A SEASON PERFORMANCES

BATTING

BATTING AVG.
(minimum 350 at-bats)

Haney, Todd ('98)	.345
Vail, Mike ('75)	.342
Tarver, Laschelle ('84)	.326
Milligan, Randy ('87)	.326
Stanton, LeRoy ('71)	.324

RUNS

Milligan, Randy ('87)	99
David, Andre ('87)	97
Mangual, Pepe ('77)	94
Wilson, Mookie ('80)	92
Agbayani, Benny ('97)	90
Petagine, Roberto ('97)	90

TRIPLES

Wilson, Mookie ('80)	14
Pagan, Angel ('05)	10
Wilson, Mookie ('79)	10
Howard, Mike ('82)	10
Canzono, Tony ('69)	9
Martinez, Teddy ('70)	9
Vail, Mike ('75)	9

STOLEN BASES

Snead, Esix ('03)	61
Wilson, Mookie ('80)	50
Wilson, Mookie ('79)	49
Bullock, Eric ('93)	45
Flores, Gil ('81)	43

ERA
(minimum 90.0 IP)

West, Dave ('88)	1.80
Holman, Scott ('79)	1.99
Anderson, Rick ('85)	2.03
Mimbs, Mark ('98)	2.08
Capra, Buzz ('71)	2.19

SAVES

Doyne, Cory ('07)	29
Asencio, Jairo ('13)	28
Wallace, Derek ('96)	26
Drake, Oliver ('15)	23
Henriquez, Oscar ('99)	23

COMPLETE GAMES

Parker, Harry ('72)	13
Swan, Craig ('75)	13
Todd, Jackson ('76)	13
Several tied at	11

HITS

Gozzo, Mauro ('93)	208
Todd, Jackson ('76)	204
Sterling, Randy ('74)	198
Roberts, Chris ('95)	197
Scott, Mike ('78)	196

*** BOLD INDICATES RECORD WAS SET IN 2016**

GAMES

Theodore, George ('72)	143
Gosger, Jim ('72)	142
Barnes, Lute ('73)	142
Victor Diaz ('04)	141
Cervenak, Mike ('07)	140
McNulty, Bill ('73)	140
Mangual, Pepe ('77)	140

HITS

Elster, Kevin ('87)	170
Blocker, Terry ('87)	164
Carreon, Mark ('87)	164
Franco, Matt ('96)	164
Stanton, LeRoy ('71)	162

HOME RUNS

Petagine, Roberto ('97)	31
Milligan, Randy ('87)	29
Rajsich, Gary ('83)	28
Huskey, Butch ('95)	28
McNulty, Bill ('73)	25

STRIKEOUTS

Costanzo, Mike ('08)	159
Escobar, Alex ('01)	146
Hall, Bill ('12)	141
Walker, Christian ('16)	138
Walker, Christian ('15)	136

PITCHING

WINS

Scobie, Jason ('05)	15
Bibby, Jim ('71)	15
Fyhrie, Mike ('96)	15
Matlack, Jon ('69)	14
Parker, Harry ('72)	14

APPEARANCES

Beato, Pedro ('16)	65
Beato, Pedro ('15)	63
Guerra, Mark ('99)	63
Trlickek, Rick ('96)	62
Brittan, Corey ('01)	58
Frey, Steve ('88)	58

SHUTOUTS

Capra, Buzz ('71)	6
Parker, Harry ('72)	5
Glass, John ('73)	4
Swan, Craig ('73)	4
Swan, Craig ('75)	4
Holman, Scott ('79)	4

WALKS

Ownbey, Rick ('82)	112
Bittiger, Jeff ('83)	111
Bibby, Jim ('71)	108
Moore, Tommy ('74)	103
Darling, Ron ('83)	102

AT BATS

Cervenak, Mike ('07)	554
Elster, Kevin ('87)	549
Andino, Robert ('11)	546
Walker, Christian ('15)	534
Barnes, Lute ('73)	531

DOUBLES

Salazar, Oscar ('08)	42
Carreon, Mark ('87)	41
Franco, Matt ('96)	40
Alvarez, Dariel ('16)	38
Beane, Billy ('85)	34

RUNS BATTED IN

Hurdle, Clint ('83)	105
Milligan, Randy ('87)	103
Stanton, LeRoy ('71)	100
Petagine, Roberto ('97)	100
Victor Diaz ('04)	94
Stanton, LeRoy ('70)	94

WALKS

Mangual, Pepe ('77)	127
Hurdle, Clint ('83)	105
Gosger, Jim ('72)	93
Milligan, Randy ('87)	91
Two tied with	87

LOSSES

Leary, Tim ('83)	16
Berenguer, Juan ('80)	15
Tate, Randy ('76)	14
Several tied at	13

GAMES STARTED

Bernard, Dwight ('77)	29
Scott, Mike ('78)	29
Several tied at	28

INNINGS PITCHED

Todd, Jackson ('76)	201.1
Parker, Harry ('72)	200.0
Scott, Mike ('78)	192.1
Sterling, Randy ('74)	191.1
Gozzo, Mauro ('93)	190.1

STRIKEOUTS

Berenguer, Juan ('80)	178
Hernandez, Manny ('90)	157
Rose, Don ('71)	155
Bibby, Jim ('71)	152
Matlack, Jon ('70)	146

INDIVIDUAL BATTING CAREER LEADERS

<u>YEARS</u>		<u>BATTING AVG.</u> (500 + At Bats)		<u>GAMES</u>	
Baez, Kevin	6	Perez, Timo	.361	Springer, Steve	720
Chapman, Kelvin	6	Salazar, Oscar	.333	Baez, Kevin	519
Flores, Gil	6	Haney, Todd	.328	Blocker, Terry	503
Springer, Steve	6	Tarver, LaSchelle	.319	Staiger, Roy	481
Agbayani, Benny	5	Petegine, Roberto	.318	Flores, Gil	452
Basak, Chris	5	Keppinger, Jeff	.317	Jorge, Toca	449
Blocker, Terry	5	Scutaro, Marco	.316	McKnight, Jeff	426
Castillo, Alberto	5	Stanton, LeRoy	.314	Barnes, Lute	408
Carreon, Mark	5	Elster, Kevin	.310	Carreon, Mark	389
Franco, Matt	5	Jorgensen, Mike	.310	Chapman, Kelvin	389
McKnight, Jeff	5				
Payton, Jay	5				
Toca, Jorge	5				
Wilson, Vance	5				
		<u>RUNS</u>		<u>HITS</u>	
		Springer, Steve	326	Springer, Steve	717
		Blocker, Terry	253	Blocker, Terry	529
		Flores, Gil	245	Toca, Jorge	456
		Carreon, Mark	216	Flores, Gil	450
		Agbayani, Benny	200	Staiger, Roy	435
		Toca, Jorge	195	Carreon, Mark	419
		McKnight, Jeff	189	Baez, Kevin	400
		Gosger, Jim	187	Agbayani, Benny	369
		Chapman Kelvin	182	McKnight, Jeff	358
		Hurdle, Clint	180	Barnes, Lute	355
		Wilson, Mookie	180		
		<u>TRIPLES</u>		<u>HOME RUNS</u>	
		Wilson, Mookie	24	Rajsich, Gary	52
		Gardenhire, Ron	18	Hurdle, Clint	50
		Springer, Steve	18	Springer, Steve	49
		Agbayani, Benny	17	Petegine, Roberto	43
		Blocker, Terry	17	Diaz, Victor	43
		Howard, Mike	16	Walker, Christian	42
		Martinez, Teddy	15	Stanton, LeRoy	42
		Barnes, Lute	14	Allen, Ron	40
		Tillman, Rusty	14	Norman, Dan	39
		Norman, Dan	13	Agbayani, Benny	38
		Payton, Jay	13	Huskey, Butch	38
		<u>STOLEN BASES</u>		<u>TOTAL BASES</u>	
		Flores, Gil	111	Springer, Steve	1015
		Blocker, Terry	110	Blocker, Terry	697
		Wilson, Mookie	103	Toca, Jorge	663
		Snead, Esix	101	Carreon, Mark	629
		Tarver, LaSchelle	74	Staiger, Roy	625
		Mangual, Pepe	73	Agbayani, Benny	583
		Chapman, Kelvin	65	Flores, Gil	550
		Agbayani, Benny	64	Hurdle, Clint	545
		Carreon, Mark	62	Norman, Dan	534
		Burnitz, Jeromy	58	Baez, Kevin	529
		<u>STRIKEOUTS</u>		<u>SLUGGING %</u> (500 + AB's)	
		Springer, Steve	459	Petegine, Roberto	.574
		Walker, Christian	323	Rajsich, Gary	.548
		Avery, Xavier	302	Salazar, Oscar	.545
		Gibbons, John	294	Milligan, Randy	.536
		Blocker, Terry	284	Perez, Timo	.529
		Diaz, Victor	279	Johnson, Mark	.512
		Hurdle, Clint	263	Jorgensen, Mike	.509
		Toca, Jorge	260	Stanton, LeRoy	.508
		Snyder, Brandon	256	Scutaro, Marco	.493
		Hughes, Rhyne	254	Beane, Billy	.480
<u>AT-BATS</u>					
Springer, Steve	2635				
Blocker, Terry	1851				
Baez, Kevin	1664				
Toca, Jorge	1655				
Staiger, Roy	1604				
Flores, Gil	1524				
Barnes, Lute	1470				
Carreon, Mark	1453				
McKnight, Jeff	1332				
Rosado, Papo	1296				
<u>DOUBLES</u>					
Springer, Steve	115				
Toca, Jorge	89				
Baez, Kevin	83				
Carreon, Mark	82				
Alvarez, Dariel	79				
Reed, Darren	77				
Hurdle, Clint	75				
Walker, Christian	72				
Giles, Brian	73				
Franco, Matt	69				
<u>RUNS BATTED IN</u>					
Springer, Steve	320				
Carreon, Mark	231				
Staiger, Roy	231				
Toca, Jorge	217				
Hurdle, Clint	214				
Agbayani, Benny	195				
Stanton, LeRoy	194				
Blocker, Terry	185				
Baez, Kevin	171				
Reed, Darren	171				
<u>WALKS</u>					
Hurdle, Clint	231				
Mangual, Pepe	208				
Flores, Gil	200				
Springer, Steve	195				
Gardner, Jeff	194				
McKnight, Jeff	193				
Gosger, Jim	191				
Cipot, Ed	178				
Backman, Wally	165				
Agbayani, Benny	164				

* BOLD INDICATES PLAYER WAS WITH TIDES IN 2016

INDIVIDUAL PITCHING CAREER LEADERS

<u>YEARS</u>		<u>GAMES</u>		<u>GAMES STARTED</u>	
Anderson, Rick	7	Anderson, Rick	193	Mitchell, John	88
Bell, Heath	6	Leach, Terry	171	Holman, Scott	80
Leach, Terry	6	Bell, Heath	160	Sterling, Randy	79
Myrick, Bob	6	Miller, Jim	158	Jackson, Roy Lee	77
Bernard, Dwight	5	Plummer, Dale	141	Matlack, Jon	74
Bruhert, Mike	5	Wallace, Derek	140	Bittiger, Jeff	73
Gaff, Brent	5	Bernard, Dwight	129	Telgheder, Dave	73
Glynn, Ed	5	Beato, Pedro	128	Moore, Tommy	70
Johnson, Steve	5	Castillo, Alberto	128	Scott, Mike	70
		Innins, Jeff	128	Tillman, Chris	69
<u>COMPLETE GAMES</u>		<u>SHUTOUTS</u>		<u>INNINGS PITCHED</u>	
Matlack, Jon	29	Capra, Buzz	8	Mitchell, John	589.1
Sterling, Randy	26	Swan, Craig	8	Jackson, Roy Lee	559.1
Swan, Craig	23	Mitchell, John	7	Anderson, Rick	558.2
Capra, Buzz	20	Sterling, Randy	7	Matlack, Jon	551.2
Mitchell, John	20	Holman, Scott	6	Sterling, Randy	536.0
Dixon, Tom	18	Jackson, Roy Lee	6	Telgheder, Dave	496.1
Moore, Tommy	18	Matlack, Jon	6	Bernard, Dwight	494.1
Webb, Hank	18	Moore, Tommy	6	Moore, Tommy	478.0
Lynch, Ed	17	Berenguer, Juan	5	Holman, Scott	474.1
Scott, Mike	17	Glass, John	5	Scott, Mike	464.1
		Parker, Harry	5		
<u>HITS</u>		<u>RUNS</u>		<u>EARNED RUNS</u>	
Jackson, Roy Lee	556	Jackson, Roy Lee	265	Matlack, Jon	229
Mitchell, John	539	Matlack, Jon	259	Jackson, Roy Lee	219
Sterling, Randy	518	Mitchell, John	256	Bernard, Dwight	213
Anderson, Rick	498	Bernard, Dwight	248	Mitchell, Andy	208
Telgheder, Dave	487	Mitchell, Andy	239	Strange, Pat	206
Matlack, Jon	484	Sterling, Randy	226	Mitchell, John	203
Scott, Mike	468	Bittiger, Jeff	224	Sterling, Randy	199
Bernard, Dwight	462	Strange, Pat	223	Gaff, Brent	194
Gaff, Brent	456	Gaff, Brent	220	Anderson, Rick	192
Mitchell, Andy	448	Holman, Scott	220	Bittiger, Jeff	191
<u>WALKS</u>		<u>STRIKEOUTS</u>		<u>E.R.A.</u> (90.0+ IP)	
Bernard, Dwight	261	Matlack, Jon	390	Drake, Oliver	1.85
Moore, Tommy	258	Jackson, Roy Lee	388	West, Dave	2.00
Holman, Scott	234	Moore, Tommy	342	Mimbs, Mark	2.08
Bittiger, Jeff	216	Anderson, Rick	341	Isringhausen, Jason	2.11
Matlack, Jon	212	Tillman, Chris	339	Aguilera, Rick	2.20
Jackson, Roy Lee	208	Telgheder, Dave	328	Fernandez, Sid	2.30
Anderson, Rick	202	Berenguer, Juan	308	Gardner, Wes	2.30
Darling, Ron	197	Johnson, Steve	300	Myers, Randy	2.32
Mitchell, John	181	Webb, Hank	288	Innis, Jeff	2.37
Sterling, Randy	181	Raziano, Barry	276	Glynn, Ed	2.42
<u>WINS</u>		<u>LOSSES</u>		<u>SAVES</u>	
Jackson, Roy Lee	39	Bernard, Dwight	37	Wallace, Derek	49
Matlack, Jon	37	Holman, Scott	31	Henriquez, Oscar	46
Mitchell, John	36	Mitchell, John	31	Bell, Heath	43
Holman, Scott	33	Sterling, Randy	31	Gardner, Wes	38
Sterling, Randy	32	Telgheder, Dave	31	Innis, Jeff	38
Mitchell, Andy	31	Jackson, Roy Lee	29	Drake, Oliver	33
Bittiger, Jeff	31	Dixon, Tom	28	Miller, Jim	30
Scott, Mike	31	Moore, Tommy	28	Doyne, Cory	29
Hillman, Eric	30	Tillman, Chris	27	Asencio, Jairo	28
Tillman, Chris	30	Pacella, John	26	Leach, Terry	22
		Raziano, Barry	26	Welch, Mike	22
		Webb, Hank	26		

* BOLD INDICATES PLAYER WAS WITH TIDES IN 2016

TIDES CAREER RECORDS AS ORIOLES AFFILIATE (2007-)

BATTING

<u>BATTING AVG.</u> <small>(minimum 500 at-bats)</small>	<u>GAMES</u>	<u>AT BATS</u>
Salazar, Oscar .333	Walker, Christian 313	Alvarez, Dariel 1209
Clevenger, Steve .308	Alvarez, Dariel 304	Walker, Christian 1204
Redman, Tike .296	Snyder, Brandon 285	Hoes, L.J. 1078
Fiorentino, Jeff .295	Avery, Xavier 284	Snyder, Brandon 1049
Torres, Eider .288	Hoes, L.J. 283	Davis, Blake 1011
	<u>HITS</u>	<u>DOUBLES</u>
	Alvarez, Dariel 344	Alvarez, Dariel 79
	Walker, Christian 313	Walker, Christian 72
	Hoes, L.J. 302	Snyder, Brandon 61
	Snyder, Brandon 269	Salazar, Oscar 59
	Davis, Blake 252	Hoes, L.J. 52
		Hughes, Rhyne 52
	<u>HOME RUNS</u>	<u>RUNS BATTED IN</u>
	Walker, Christian 42	Snyder, Brandon 157
	Bell, Josh 32	Walker, Christian 157
	Hughes, Rhyne 28	Alvarez, Dariel 140
	Reimold, Nolan 27	Salazar, Oscar 128
	Aubrey, Michael 25	Hoes, L.J. 111
	Snyder, Brandon 25	
	<u>STRIKEOUTS</u>	<u>WALKS</u>
	Walker, Christian 323	Hoes, L.J. 135
	Avery, Xavier 302	Avery, Xavier 119
	Snyder, Brandon 256	Reimold, Nolan 116
	Hughes, Rhyne 254	Walker, Christian 107
	Almanzar, Michael 204	Angle, Matt 88
<u>TRIPLES</u>		
Davis, Blake 11		
Redman, Tike 10		
Avery, Xavier 8		
Fahey, Brandon 8		
Terrero, Luis 8		
<u>STOLEN BASES</u>		
Avery, Xavier 57		
Borbon, Julio 57		
Angle, Matt 51		
Torres, Eider 50		
Redman, Tike 38		

PITCHING

<u>ERA (90+ IP)</u>	<u>WINS</u>	<u>LOSSES</u>
Drake, Oliver 1.85	Mitchell, Andy 31	Tillman, Chris 27
Beato, Pedro 2.65	Tillman, Chris 30	Gamboa, Eddie 22
Gabino, Armando 2.67	Arrieta, Jake 21	Mitchell, Andy 22
Davies, Zach 2.84	Jones, Chris 20	Johnson, Steve 21
Castillo, Alberto 2.91	Wright, Mike 18	Jones, Chris 20
	<u>APPEARANCES</u>	<u>GAMES STARTED</u>
	Miller, Jim 158	Tillman, Chris 69
	Beato, Pedro 128	Johnson, Steve 55
	Castillo, Alberto 128	Wright, Mike 54
	Mitchell, Andy 124	George, Chris 50
	Jones, Chris 96	Mitchell, Andy 47
	<u>SHUTOUTS</u>	<u>INNINGS PITCHED</u>
	Arrieta, Jake 2	Mitchell, Andy 400.1
	Matusz, Brian 2	Tillman, Chris 383.2
	Tillman, Chris 2	George, Chris 341.2
	Bergesen, Brad 1	Jones, Chris 340.1
	Clark, Zach 1	Johnson, Steve 317.1
	<u>HITS ALLOWED</u>	<u>STRIKEOUTS</u>
Mitchell, Andy 448	Mitchell, Andy 157	Tillman, Chris 339
Tillman, Chris 367	Gamboa, Eddie 145	Johnson, Steve 300
George, Chris 361	Johnson, Steve 141	Jones, Chris 237
Jones, Chris 354	Tillman, Chris 124	Arrieta, Jake 234
Johnson, Steve 297	Arrieta, Jake 109	George, Chris 227
	George, Chris 109	

Bold indicates player was with Tides in 2016

TOP SINGLE SEASON RECORDS AS ORIOLES AFFILIATE (2007-)

BATTING

<u>BATTING AVG.</u>		<u>GAMES</u>		<u>AT BATS</u>	
<i>(minimum 350 at-bats)</i>					
Salazar, Oscar ('08)	.316	Cervenak, Mike ('07)	140	Cervenak, Mike ('07)	554
Fiorentino, Jeff ('09)	.312	Almanzar, Michael ('15)	138	Andino, Robert ('10)	546
Torres, Eider ('08)	.307	Walker, Christian ('15)	138	Walker, Christian ('15)	534
Hoes, L.J. ('13)	.304	Harris, Brendan ('11)	136	Alvarez, Dariel ('16)	524
Turner, Justin ('09)	.300	Andino, Robert ('10)	132	Harris, Brendan ('11)	516
		Mahoney, Joe ('12)	132		
				<u>DOUBLES</u>	
		<u>HITS</u>		Salazar, Oscar ('08)	42
<u>RUNS</u>		Cervenak, Mike ('07)	157	Alvarez, Dariel ('16)	38
Redman, Tike ('08)	77	Alvarez, Dariel ('16)	151	Walker, Christian ('15)	33
Salazar, Oscar ('08)	73	Torres, Eider ('08)	145	House, J.R. ('07)	32
Terrero, Luis ('08)	73	Andino, Robert ('10)	144	Terrero, Luis ('08)	31
Andino, Robert ('10)	72	Alvarez, Dariel ('15)	141		
Fiorentino, Jeff ('09)	70			<u>RUNS BATTED IN</u>	
		<u>HOME RUNS</u>		Terrero, Luis ('08)	88
<u>TRIPLES</u>		Aubrey, Michael ('10)	22	Salazar, Oscar ('08)	85
Fahey, Brandon ('07)	8	Bell, Josh ('11)	19	Cervenak, Mike ('07)	78
Terrero, Luis ('08)	8	Walker, Christian ('16)	18	Andino, Robert ('10)	76
Redman, Tike ('07)	6	Walker, Christian ('15)	18	Walker, Christian ('15)	74
Stern, Adam ('07)	6	Alvarez, Dariel ('15)	16		
Torres, Eider ('08)	6	Salazar, Jeff ('10)	16	<u>WALKS</u>	
				Hoes, L.J. ('13)	58
<u>STOLEN BASES</u>		<u>STRIKEOUTS</u>		Berry, Quintin ('14)	57
Borbon, Julio ('14)	34	Costanzo, Mike ('08)	159	Hoffmann, Jamie ('12)	54
Torres, Eider ('08)	28	Hall, Bill ('12)	141	Reimold, Nolan ('10)	54
Angle, Matt ('11)	27	Walker, Christian ('16)	138	Navarro, Yamaico ('13)	53
Christian, Justin ('09)	26	Walker, Christian ('15)	136		
Hudson, Kyle ('11)	26	Avery, Xavier ('16)	123		
Salazar, Jeff ('10)	26	Mancini, Trey ('16)	123		

PITCHING

<u>ERA</u>		<u>WINS</u>		<u>LOSSES</u>	
<i>(minimum 90.0 IP)</i>					
Tillman, Chris ('09)	2.70	Mitchell, Andy ('08)	12	VandenHurk, Rick ('11)	13
Davies, Zach ('15)	2.84	Mitchell, Andy ('09)	11	Johnson, Jim ('07)	12
Johnson, Steve ('12)	2.86	Tillman, Chris ('10)	11	Pauley, David ('09)	12
Jones, Chris ('15)	2.94	Kester, Tim ('07)	9	Gamboa, Eddie ('15)	11
Anderson, Craig ('07)	2.98	Olson, Garrett ('08)	9	Gunkel, Joe ('16)	11
		Pauley, David ('09)	9	Patton, Troy ('10)	11
		Phillips, Zach ('16)	9	Wright, Mike ('14)	11
<u>SAVES</u>		VandenHurk, Rick ('11)	9		
Doyne, Cory ('07)	29	Waters, Chris ('08)	9	<u>GAMES STARTED</u>	
Asencio, Jairo ('13)	28	Wright, Mike ('15)	9	Berken, Jason ('12)	26
Drake, Oliver ('15)	23			Pauley, David ('09)	26
Worrell, Mark ('11)	21	<u>APPEARANCES</u>		VandenHurk, Rick ('11)	26
Sarfate, Dennis ('10)	20	Beato, Pedro ('16)	65	Wright, Mike ('14)	26
		Beato, Pedro ('15)	63	Johnson, Jim ('07)	25
<u>COMPLETE GAMES</u>		Miller, Jim ('09)	54	Patton, Troy ('10)	25
Johnson, Jim ('07)	2	Green, Steve ('07)	52		
Tillman, Chris ('10)	2	Worrell, Mark ('11)	52	<u>INNINGS PITCHED</u>	
Several Tied with 1					
		<u>SHUTOUTS</u>		VandenHurk, Rick ('11)	154.1
<u>HITS ALLOWED</u>		Tillman, Chris ('10)	2	Pauley, David ('09)	152.1
Pauley, David ('09)	171	Several Tied with 1			
Anderson, Craig ('08)	164	<u>WALKS</u>		Jones, Chris ('15)	150.0
Johnson, Jim ('07)	164	Gamboa, Eddie ('15)	84	Johnson, Jim ('07)	148.0
Berken, Jason ('12)	160	Mitchell, Andy ('08)	58	Berken, Jason ('12)	144.0
Wright, Mike ('14)	159	George, Chris ('11)	56		
		Bukvich, Ryan ('08)	54	<u>STRIKEOUTS</u>	
		Stinson, Josh ('13)	54	Olson, Garrett ('08)	120
				Johnson, Jim ('07)	109
				Pauley, David ('09)	108
				VandenHurk, Rick ('11)	108
				Jones, Chris ('15)	105

Bold indicates player was with Tides in 2016

RECORDS SINCE TIDES MOVED TO HARBOR PARK (1993 -)

<p>Season Average</p> <p>.345, Todd Haney (98) .323, Matt Franco (96) .319, Marco Scutaro (02) .317, Roberto Petagine (97) .316, Oscar Salazar (08)</p>	<p>Career Average</p> <p>.365, Timo Perez (00-03) .333, Oscar Salazar (08-09) .329, Alex Ochoa (95-96) .328, Todd Haney (98-99) .318, Roberto Petagine (96-97)</p>	<p>Season Stolen Bases</p> <p>61, Esix Snead (03) 45, Eric Bullock (93) 40, Esix Snead (04) 40, Quilvio Veras (94) 34, Julio Borbon (14)</p>	<p>Career Stolen Bases</p> <p>101, Esix Snead (03-04) 64, Benny Agbayani (96-99, 01) 57, Xavier Avery (12-13, 16) 57, Julio Borbon (14-15) 51, Matt Angle (10-11)</p>
<p>Season Home Runs</p> <p>31, Roberto Petagine (97) 28, Butch Huskey (95) 24, Victor Diaz (04) 23, Craig Brazell (04) 22, Michael Aubrey (10)</p>	<p>Career Home Runs</p> <p>43, Victor Diaz (04-06, 09) 43, Roberto Petagine (96-97) 42, Christian Walker (14-16) 39, Mark Johnson (00-02) 38, Butch Huskey (94-98, 98)</p>	<p>Season Runs</p> <p>90, Benny Agbayani (97) 90, Roberto Petagine (97) 84, Todd Haney (98) 82, Todd Haney (99) 81, Gary Thurman (96)</p>	<p>Career Runs</p> <p>200, Benny Agbayani (96-99, 01) 195, Jorge Toca (99-03) 166, Todd Haney (98-99) 161, L.J. Hoes (12-13, 16) 153, Victor Diaz (04-06, 09)</p>
<p>Season RBI</p> <p>100, Roberto Petagine (97) 94, Victor Diaz (04) 88, Luis Terrero (08) 87, Butch Huskey (95) 85, Oscar Salazar (08)</p>	<p>Career RBI</p> <p>217, Jorge Toca (99-03) 195, Benny Agbayani (96, 99, 01) 175, Victor Diaz (04-06, 09) 165, Roberto Petagine (96-97) 157, Christian Walker (14-16) 157, Brandon Snyder (09-11)</p>	<p>Season Hits</p> <p>164, Matt Franco (96) 157, Mike Cervenak (07) 154, Victor Diaz (04) 152, Todd Haney (98) 151, Dariel Alvarez (16)</p>	<p>Career Hits</p> <p>456, Jorge Toca (99-03) 369, Benny Agbayani (96-99, 01) 344, Dariel Alvarez (14-16) 315, Victor Diaz (04-06, 09) 313, Christian Walker (14-16)</p>

(* BOLD INDICATES PLAYER WAS WITH TIDES IN 2016)



Since Harbor Park opened in 1993, **Victor Diaz** ranks among career leaders in home runs, hits, RBI and runs scored.

<p>Season Wins</p> <p>15, Jason Scobie (05) 15, Mike Fyhrie (96) 13, Mike Gardiner (96) 13, Pete Walker (01) 12, Andy Mitchell (08) 12, Bobby J. Jones (93) 12, Dan Murray (93)</p>	<p>Career Wins</p> <p>31, Andy Mitchell (07-10) 30, Chris Tillman (09-12) 26, Pat Strange (01-04) 21, Jake Arrieta (09-13) 20, Chris Jones (13-15) 20, Dave Telgheder (93-95) 20, Pete Walker (94-95, 01-02)</p>	<p>Season Strikeouts</p> <p>128, Rick Reed (96) 126, Bobby Jones (93) 125, Mike Gardiner (96) 123, Aaron Heilman (04) 120, Garrett Olson (07)</p>	<p>Career Strikeouts</p> <p>339, Chris Tillman (09-12) 300, Steve Johnson (11-15) 267, Pat Strange (01-04) 249, Jason Roach (01-04) 246, Heath Bell (02-06, 14)</p>
<p>Season Saves</p> <p>29, Cory Doyne (07) 28, Jairo Asencio (13) 26, Derek Wallace (96) 23, Oliver Drake (15) 23, Oscar Henriquez (99)</p>	<p>Career Saves</p> <p>49, Derek Wallace (96-99) 46, Oscar Henriquez (99-01) 43, Heath Bell (02-06, 14) 33, Oliver Drake (11, 15-16) 30, Jim Miller (07-10)</p>	<p>Season ERA (90.0 IP)</p> <p>2.08, Mark Mimbs (98) 2.74, Jeremy Griffiths (03) 2.79, Jason Roach (02) 2.84, Zach Davies (15) 2.84, Jason Jacome (94)</p>	<p>Career ERA (90.0 IP)</p> <p>1.85, Oliver Drake (11, 15-16) 2.08, Mark Mimbs (98) 2.11, Jason Isringhausen (95-99) 2.64, Eric Hillman (93-94) 2.65, Pedro Beato (15-16)</p>
<p>Season Innings</p> <p>190.1, Mauro Gozzo (93) 182.0, Rick Reed (96) 169.0, Mike Fyhrie (96) 168.1, Pete Walker (01) 167.2, Joe Roa (94)</p>	<p>Career Innings</p> <p>401.1, Andy Mitchell (07-10) 395.2, Pat Strange (01-04) 383.2, Chris Tillman (09-12) 340.1, Chris Jones (13-15) 334.0, Jason Roach (01-04)</p>	<p>Season Games</p> <p>65, Pedro Beato (16) 63, Pedro Beato (15) 63, Mark Guerra (99) 62, Ricky Trlicek (96) 58, Corey Brittan (01)</p>	<p>Career Games</p> <p>160, Heath Bell (02-06, 14) 158, Jim Miller (07-10) 140, Derek Wallace (96-99) 128, Pedro Beato (15-16) 128, Alberto Castillo (08-11)</p>

(* BOLD INDICATES PLAYER WAS WITH TIDES IN 2016)



Andy Mitchell won 31 games over his four seasons as a Tides hurler.

WHEN WAS THE LAST TIME...?

For The Tides

Hitting

Hit For The Cycle:	Timo Perez, 6/9/00 vs. COL
Grand Slam	Dariel Alvarez, 7/18/16 @ BUF
Inside-The Park Home Run	Adam Donachie, 8/10/10 @ IND
Pinch-Hit Home Run	Rhyne Hughes, 4/18/11 vs. CHA
Pinch-Hit Grand Slam	Derek Lee, 8/15/95 @ CHA
5-Hit Game	Dariel Alvarez, 6/2/16 vs. PAW
6-Hit Game	Roy Foster, 7/17/69 at ROC (12 innings)
3 Home Runs in a Game	Chase Lambin, 7/15/05 @ SYR (Game 1 of DH)
Walk-Off Home Run	Trey Mancini, 7/1/16 vs. DUR (2-run HR, 9th inning)
Home Run Hit By Pitcher	Rick Reed, 6/4/96 vs. CHA
7-RBI game	Nick Green, 7/8/11 at DUR
Steal of Home	L.J. Hoes, 7/24/16 vs. TOL
4 Stolen Bases in a Game	Matt Angle, 7/26/11 @ TOL
Batter Strikes out 5 Times	David Adams, 4/26/14 vs. COL
Batter Homers in 4 Straight Games	Mark Johnson, April 8-11, 2000
Batter Homers in First Triple-A Game	Garabez Rosa, 4/12/15 @ CHA
Tides Hit 5 HR in a Game	8/17/16 @ SWB
Tides Score 8 or More in an Inning	5/13/14 vs. LOU (11 runs in 5th inning)
Tides Score 20 Runs in a game	4/19/16 @ CHA (20-4 win)

Pitching

7-Inning Perfect Game	John Mitchell, 6/27/88 vs. IND
9-Inning No-Hitter	Chris Tillman, 4/28/10 vs. GWN
7-Inning No-Hitter	Steve Trachsel, 5/20/01 vs. OTT (Rehab Start)
Complete Game, 9-Inning 1-Hit Shutout	Chris Tillman, 7/5/10 @ CHA
Complete Game, 9-Inning Shutout	Zach Clark, 8/31/12 vs. GWN
Pitcher Throws Back-to-Back CG Shutouts	Jason Isringhausen, 6/13-6/18, 1995
Tides Pitch Three Straight Shutouts	5/28-5/31, 1997
Pitcher strikes out side on 9 pitches	Dennis Sarfate, 5/23/10 vs. ROC
Combined One-Hit Shutout	5/24/12 @ DUR
Use Seven Pitchers in a Game	5/17/15 @ PAW (14 innings)
Tides Lose No-Hitter in 9th-inning	8/3/16 @ DUR (single with 1 out in 9th inning)
Tides Lose Despite Allowing 1 Hit	6/14/13 vs. LOU (G2)
Pitcher Earns Win In Triple-A Debut	Zach Davies, 4/12/15 @ CHA

Miscellaneous

Tides Turn a Triple Play	8/11/15 vs. DUR (5-4-3 Triple Play)
Tides Play 4 Straight Extra-Inning Games	5/28-31, 2011
Tides Score 10 or More in 3 Straight Games	7/30-8/1, 1995
Tides Get Shutout in Back-To-Back Games	5/27-5/28, 2016
Game Ends in Tie	8/5/07 vs. IND (Game called due to rain, 2-2 in 8th inning)
Outfielder registers 3 assists in a game	Quintin Berry, 6/28/14 @ ROC
Position Player Earns Pitching Victory	L.J. Hoes, 8/24/16 vs. ROC (13 innings)
Tides play three straight games with same score	6/24-6/28, 2015 (5-4 wins)



Chase Lambin, who played for the Tides in 2005 and 2006, is the last Norfolk player to belt three home runs in a game. He accomplished the feat in game one of a doubleheader at Syracuse on July 15, 2005.

WHEN WAS THE LAST TIME...?

Against The Tides

Hitting

Hit For The Cycle:.....Jason Conti, 7/10/03 @ IND
Grand Slam.....Brian Goodwin, 5/19/16 @ SYR
Inside-The Park Home RunReggie Taylor, 4/17/04 @ LOU
5-Hit GameJermaine Mitchell, 8/12/13 vs. ROC (14 innings)
6-Hit Game.....Michael Coleman, 6/4/99 at PAW (Coleman had 7 hits)
3 Home Runs in a GameCreighton Gubanich, 8/28/01 vs. CHA
Walk-Off Home RunJosh Richmond, 8/23/14 @ CHA (2-run HR in 11th inning)
Walk-Off Grand SlamMike Costanzo, 5/8/14 @ LOU (9th inning)
Home Run to Lead Off Game.....Billy Hamilton, 6/16/13 vs. IND
7-RBI Game.....Michael Coleman, 6/4/99 at PAW
Team Hits 5 HR in a Game8/28/11 @ GWN (Gwinnett hit 6 home runs)
Team Hits Back-to-Back-to-Back HRs8/22/16 vs. DUR (Gillaspie, Motter, Decker)
Team Scores 8 or More in an Inning5/22/14 @ GWN (8 runs in 4th inning)
Batter Strikes out 5 Times.....Gary Matthews, Jr., 6/26/10 vs. LOU
Steal of HomeDarin Mastroianni, 8/4/14 @ BUF

Pitching

7-Inning Perfect Game.....Joe Niekro, 7/16/72 at TOL
9-Inning No-HitterIan Snell, 5/15/05 at IND
7-Inning No-HitterJoe Niekro, 7/16/72 at TOL (Perfect Game)
Complete Game, 9-Inning ShutoutMichael Lorenzen, 8/16/15 @ LOU
Combined One-Hit Shutout8/15/06 vs. IND (IND-1, NOR-0)

Miscellaneous

Tides hit into Triple Play.....9/11/15 vs COL (Playoff Game)
Pitcher Strikes out 4 Tides in an InningJeff Manship, 7/17/12 vs. ROC

Tides No-Hitter History

Tides 9-inning No-Hitters

Chris Tillman, 4/28/10 at Gwinnett
Dave Telgheder, 5/15/92 vs. Pawtucket

Tides 7-inning No-Hitters

Steve Trachsel, 5/29/01 vs. Ottawa (Rehab appearance)
John Mitchell, 6/27/88 vs. IND (Perfect game)
Hank Webb, 6/7/74 vs. ROC
Tommie Moore, 8/6/72 vs. ROC

Opponent 9-inning No-Hitters

Ian Snell, 5/15/05 at IND
Jim Burton, 6/8/75 at PAW

Opponent 7-inning No-Hitters

Joe Niekro, 7/16/72 at TOL (Perfect Game)



Chris Tillman fired a no-hitter at Gwinnett on April 28, 2010. He struck out six and issued just one walk in Norfolk's 6-0 victory, throwing 63 of his 105 pitches for strikes.

INDIVIDUAL RECORDS SINGLE GAME

MOST AT-BATS , 9-Inning Game

7Marvell Wynne, 4/13/82 at Rochester
 7Christian Walker, 4/19/16 at Charlotte

OPPONENT

7Michael Coleman, 6/4/99 at Pawtucket

MOST AT-BATS, Extra-Inning Game

8Roy Staiger, 8/12/74 at Pawtucket
 8Leo Foster, 5/28/77 at Richmond

OPPONENT

8Steve Dillard, 8/12/74 at Pawtucket
 8Fred Lynn, 8/12/74 at Pawtucket

MOST RUNS SCORED

5Several Times (last - Gil Flores, 4/13/82 at Rochester)

OPPONENT

6Michael Coleman, 6/4/99 at Pawtucket
 6Joe DePastino, 6/4/99 at Pawtucket

MOST HITS

6Roy Foster, 7/17/69 (12 Innings) at Rochester

OPPONENT

7Michael Colman, 6/4/99 at Pawtucket

MOST DOUBLES

4Timo Perez, 7/28/00 vs. Rochester

OPPONENT

3Several Times

MOST TRIPLES

2Several Times (last - Blake Davis, 5/10/12 at Louisville)

OPPONENT

2Several Times (last - Andy Fox, 5/3/97 vs. Columbus)

MOST HOME RUNS

3Ken Perry, 5/17/77 at Pawtucket
 3Bill Baldwin, 7/9/77 at Pawtucket
 3Gary Rajsich, 4/15/81 at Rochester
 3Gary Rajsich, 5/5/81 at Charleston
 3Butch Huskey, 5/29/95 at Toledo
 3Chase Lambin, 7/15/05 (Game 1 of DH) at Syracuse

OPPONENT

3Marshall Brant, 5/25/82 vs. Columbus
 3Steve Balboni, 8/31/82 vs. Columbus
 3Michael Coleman, 6/4/99 at Pawtucket
 3Creighton Gubanich, 8/28/01 vs. Charlotte

MOST RUNS BATTED IN

8Phil Lombardi, 5/13/88 at Rochester

OPPONENT

7Jerry Keller, 8/27/81 vs. Richmond
 7Mike Figga, 5/3/97 vs. Columbus
 7Michael Coleman 6/4/99 at Pawtucket

MOST STOLEN BASES

4Gil Flores, 6/23/80 vs. Syracuse
 4Ruddy Yan, 4/5/07 at Scranton/Wilkes-Barre
 4Matt Angle, 7/26/11 at Toledo

OPPONENT

3Several Times

MOST WALKS RECEIVED

6Pepe Mangual, 8/25/77 vs. Charleston

OPPONENT

5Several Times

MOST INNINGS PITCHED

14.0Craig Swan, 6/30/75 at Memphis (Tides won 1-0)

OPPONENT

15.1John Montague, 8/24/74 vs. Peninsula (Tides won 3-0)

MOST STRIKEOUTS BY PITCHER

17Sid Fernandez, 5/7/84 vs. Maine
 17Sid Fernandez, 5/2/85 vs. Pawtucket
 17Octavio Dotel, 5/27/99 vs. Toledo

OPPONENT

15Dennis "Oil Can" Boyd, 5/18/84 at Pawtucket

MOST STRIKEOUTS BY BATTER

5Craig Swan, 6/30/75 at Memphis
5Brandon Snyder, 5/7/10 vs. Toledo
5Rhyne Hughes, 6/7/11 vs. Pawtucket
5David Adams, 4/26/14 vs. Columbus
OPPONENT
5Gary Matthews, Jr., 6/26/10 vs. Louisville

MOST WALKS ALLOWED

10Rick Ownbey, 8/4/82 at Richmond
10Bill Pulsipher, 4/29/97 vs. Rochester
OPPONENT
10Several Times

MOST HIT BATTERS

4Jeremy Griffiths, 8/15/03 at Toledo (Game 1)
4Andy Mitchell, 7/24/07 at Durham

MOST ERRORS

4Sergio Ferrer, 4/18/79 at Syracuse
4Josh Bell, 7/9/11 vs. Durham
OPPONENT
5Steve Dillard, 6/13/75 vs. Pawtucket

TEAM RECORDS SINGLE GAME

MOST AT-BATS

557/18/15 at Charlotte (15 innings)
556/2/16 vs. Pawtucket (14 innings)
OPPONENT
575/3/97 vs. Columbus

TWO TEAMS

1077/8/15 at Charlotte (15 innings)
1076/2/16 vs. Pawtucket (14 innings)

MOST RUNS

234/13/82 at Rochester
OPPONENT
265/3/97 vs. Columbus
TWO TEAMS
375/3/97 vs. Columbus

MOST RUNNERS LEFT ON BASE

196/2/16 vs. Pawtucket
OPPONENT
196/19/01 vs. SWB (14 innings)
TWO TEAMS
33Several Times

MOST HITS

235/9/14 at Indianapolis
OPPONENT
305/3/97 vs. Columbus
TWO TEAMS
455/3/97 vs. Columbus

MOST DOUBLES

98/10/75 at Toledo
97/28/00 vs. Rochester
OPPONENT
85/22/05 vs. Pawtucket
TWO TEAMS
125/22/83 at Columbus

MOST TRIPLES

47/22/96 (Game 2) at Toledo
OPPONENT
3Several Times
TWO TEAMS
57/22/96 (Game 2) at Toledo

TEAM RECORDS SINGLE GAME

MOST HOME RUNS

74/28/05 at Charlotte
 OPPONENT
 66/4/99 at Pawtucket
 68/28/11 at Gwinnett
 TWO TEAMS

105/5/81 at Charleston

MOST RUNS BATTED IN

224/13/82 at Rochester
 OPPONENT
 245/3/97 vs. Columbus
 TWO TEAMS
 395/3/97 vs. Columbus

MOST STOLEN BASES

85/6/82 vs. Columbus
 OPPONENT
 84/23/08 vs. Richmond
 84/20/77 vs. Toledo
 84/25/77 at Syracuse

MOST STRIKEOUTS

205/10/14 @ Indianapolis
 OPPONENT
 189/2/82 vs. Charleston

MOST WALKS ISSUED

164/21/78 at Syracuse
 OPPONENT
 146/14/69 at Syracuse
 TWO TEAMS
 234/21/78 at Syracuse

MOST HIT BATTERS

48/15/03 at Toledo (Game 1)
 47/24/07 at Durham
 47/10/13 at Gwinnett
 OPPONENT
 45/12/80 vs. Syracuse

MOST WILD PITCHES

48/15/03 at Toledo
 47/15/12 vs. Lehigh Valley
 OPPONENT
 55/9/76 vs. Richmond
 56/27/70 vs. Columbus

MOST DOUBLE PLAYS HIT INTO

54/23/02 at Charlotte
 58/16/06 at Indianapolis
 58/23/12 at Durham
 56/21/16 vs. Lehigh Valley
 OPPONENT
 69/1/98 at Durham

MOST ERRORS

6Several Times, last: 6/12/12 at Buffalo
 OPPONENT
 76/13/75 vs. Pawtucket

MOST RUNS SCORED, INNING

129/5/83 at Columbus (2nd inning of playoff game)
 115/13/14 vs. Louisville (5th inning - regular season record)
 OPPONENT
 127/24/06 @ Ottawa (8th inning)

MISCELLANEOUS RECORDS

HITTING STREAK

24 gamesGregg Jefferies, 1988
23 gamesLeroy Stanton, 1971
21 gamesOmir Santos, 2008
21 gamesBuck Britton, 2013
20 gamesDariel Alvarez, 2016
20 gamesL.J. Hoes, 2012
19 gamesRuss Johnson, 2003
19 gamesTimo Perez, 2001
19 gamesJose Lopez, 1997

WINNING STREAK

107/23/69-7/30/69
----	-------	------------------

LOSING STREAK

136/30/83-7/12/83
----	-------	------------------

LONGEST GAME, INNINGS

178/12/74 vs. Pawtucket (L, 7-6)
178/27/88 at Columbus (W, 3-2)
174/17/91 at Richmond (W, 8-3)
175/9/94 vs. Pawtucket (L, 7-6)

LONGEST GAME, TIME

5:274/17/91 at Richmond (17 innings)
------	-------	-----------------------------------

LONGEST 9-INNING GAME, TIME

3:547/6/09 at Gwinnett (L, 6-5)
------	-------	------------------------------

SHORTEST 9-INNING GAME, TIME

1:314/29/74 at Syracuse (L, 3-2)
------	-------	-------------------------------

LONGEST 7-INNING GAME, TIME

2:567/11/87 vs. Richmond (L, 7-6)
2:568/13/96 vs. Richmond (W, 6-5)

SHORTEST 7-INNING GAME, TIME

1:137/3/73 vs. Richmond (L, 2-0)
------	-------	-------------------------------

LARGEST MARGIN OF VICTORY

22 Runs (23-1)4/13/82 at Rochester
----------------	-------	-----------------------

LARGEST MARGIN OF DEFEAT

23 Runs (25-2)6/4/99 at Pawtucket
----------------	-------	----------------------

LARGEST MARGIN OF VICTORY, SHUTOUT

16-05/18/00 vs Ottawa
------	-------	--------------------

LARGEST MARGIN OF DEFEAT, SHUTOUT

19-05/13/99 vs. Scranton/W-B
------	-------	---------------------------

CONSECUTIVE SCORELESS INNINGS, INDIVIDUAL

28.0Michael Bowden, 5/12/15 - 6/12/15
------	-------	------------------------------------

CONSECUTIVE SCORELESS INNINGS, TEAM

40.0July 13 - 18, 1991
------	-------	---------------------

CONSECUTIVE SCORELESS INNINGS, OPPONENTS

33.0June 12 - 15, 2008
------	-------	---------------------

MOST GRAND SLAMS, CAREER

4John Gibbons
---	-------	---------------

MOST GRAND SLAMS, SEASON

2Chico Diaz, 1971
2Dave Schneck, 1973
2John Gibbons, 1984
2John Gibbons, 1985
2Andy Tracy, 2002
2Ozzie Martinez, 2016

MOST PLAYERS USED, SEASON

752012
----	-------	-------

MOST STARTING PITCHERS USED, SEASON

252012
----	-------	-------

OPENING DAY LINEUPS

1969

B Smith CF
B Pfeil 3B
J Tracy 2B
B Sorrell 1B
R Foster RF
C Brown LF
B Heise SS
L Flodin C
C Coleman DH
S Renko P

1970

R Gaspar CF
B Pfeil 3B
K Singleton LF
O McFarlane C
T Foli SS
L Stanton RF
D Engbers 1B
T Martinez 2B
D Frisella P

1971

G Spriggs LF
L Barnes 2B
J Milner 1B
L Stanton RF
M Jorgensen CF
C Diaz 3B
R Bobb C
T Canzano SS
R Folkers P

1972

L Barnes 2B
B Etheridge 3B
D Hahn CF
J Gosger LF
G Theodore 1B
S Reid RF
J Kennedy SS
B Cotton C
C Williams P

1973

D Hahn CF
L Barnes 2B
D Schneck RF
D McDonald 1B
J Gosger LF
B McNulty DH
R Staiger 3B
J Nolan C
N Pichardo SS
T Moore P

1974

L Barnes 2B
B Ostrosser SS
B Boisclair CF
T Hallums 1B
B Ayala LF
R Staiger 3B
G Harts CF
I Hampton C
R Sterling P

1975

L Foster SS
B Boisclair CF
B Pemberton 1B
B Ayala RF
M Vail LF
R Trapp 3B
R Puig 2B
R Hodges C
C Swan P

1976

L Lora CF
L Foster 3B
B Baldwin RF
B Pemberton 1B
R Diggie DH
R Trapp 3B
J Kleven C
J Kidder 2B
M DeJohn SS
J Todd P

1977

P Mangual LF
R Trapp 3B
B Baldwin RF
E Kurpiel 1B
K Perry 2B
K Rosado C
R Miller RF
R Auerbach SS
D Clarey DH
J Todd P

1978

P Mangual LF
R Miller CF
F Andrews 2B
M Brant 1B
D Norman RF
L Rosado C
E Cipot DH
M Ramirez SS
S Ferrer 3B
R L Jackson P

1979

M Wilson CF
S Ferrer SS
D Norman RF
E Cipot DH
M Brant B
B Benton C
J Monasterio LF
R Rogers 3B
M Ramirez 2B
T Hausmen P

1980

G Flores LF
M Wilson CF
H Brooks 3B
E Cipot DH
J Moreno RF
B Benton C
W Backman SS
K Chapman 2B
R Baldwin 1B
S Holman P

1981

G Flores CF
B Giles 2B
R MacDonald 1B
D Norman RF
G Rajsich 1B
S Beltre LF
P Mankowski 3B
R Sweet C
R Gardenhire SS
J Orosco P

1982

G Flores LF
M Wynne CF
R Tillman DH
P Mankowski 3B
M Davis 3B
M Howard RF
B Giles 2B
B Bochy C
J Oquendo SS
R Ownbey P

1983

R Tillman LF
R McMullen 2B
D Strawberry RF
G Rajsich 1B
M Bishop 3B
C Hurdle DH
M Wynne CF
M Fitzgerald C
J Oquendo SS
W Terrell P

1984

R Tillman LF
K Chapman 2B
K Mitchell 3B
C Hurdle C
T Blocker DH
J Maler 1B
J Christensen RF
H Wingham CF
R Santana SS
J Bittiger P

1985

L Dykstra CF
L Tarver LF
K Mitchell 3B
R Lancellotti 1B
B Beane RF
E Hearn DH
J Gibbons C
S Springer 2B
A Salazar SS
R Aguilera P

1986

S Jefferson CF
R Gardenhire SS
D Magadan 3B
E Hearn 1B
D Frobel RF
J Gibbons C
T Blocker LF
S Springer 2B
R Milligan DH
T Leach P

1987

T Blocker CF
K Miller 2B
A David 1B
M Carreon LF
R Nelson RF
R Milligan DH
S Springer 3B
J Gibbons C
K Elster SS
J Mitchell P

1988

S Springer 3B
A David 1B
G Jefferies SS
D Reed RF
M Carreon LF
J Contreras CF
G Olsen C
K Dowell 2B
T Edens P

OPENING DAY LINEUPS

1989

A Hayden LF
J McKnight 2B
T O'Malley 3B
M Carreon DH
P Lombardi 1B
D Reed RF
J Contreras CF
D Liddel C
K Dowell SS
D West P

1990

M Diaz CF
M DeButch 3B
A Cuevas LF
D Reed RF
K Torve 1B
T Bogar SS
J Monell DH
D Liddel C
J Gardner 2B
B Givens P

1991

C Carr CF
J Gardner 2B
C Donnels 3B
T Hansen RF
K Torve 1B
T Hundley C
T Leiper LF
K Baez SS
J Valera P

1992

P Howell CF
S Springer DH
C Donnels 3B
J Burnitz RF
T Hansen 1B
D Dozier LF
J McKnight 2B
O Mercado C
K Baez SS
J Valera P

1993

E Bullock LF
T Howard DH
M Twardoski 1B
J Burnitz RF
S Springer 3B
B Fordyce C
B Hunter CF
K Baez SS
D Saunders 2B
B Jones P

1994

Q Veras 2B
R Parker LF
J Lindeman DH
J Manto 3B
R Brogna 1B
A Ledesma SS
B Fordyce C
J Vatcher RF
F Ramsey CF
J Jacome P

1995

J Brown CF
E Alicea 2B
D Lee LF
C Jones RF
J Barry 1B
C Saunders 3B
C Greene C
R Ordonez SS
M Birkbeck P

1996

G Thurman CF
J Payton DH
A Ochoa RF
K Flora LF
R Petagine 1B
K Morgan 2B
L Rivera SS
A Castillo C
S Gilbert 3B
R Reed P

1997

A Diaz RF
E Pye DH
M Franco 1B
S McClain 3B
P Petagine LF
J Hardtke 2B
S Gilbert SS
G Thurman CF
C Greene C
C Lidle P

1998

S Gilbert SS
B Agbayani LF
J Payton 1B
C Paquette 3B
P Wilson CF
B Boers RF
T Pratt DH
L Wilson C
R Milliard 2B
B Pulsipher P

1999

M Mora SS
S Halter CF
T Haney 2B
C Paquette 3B
B Agbayani 1B
T Long RF
M Bell DH
V Wilson C
S Hunter LF
J Isringhausen P

2000

J Tyner CF
J McEwing 2B
R McGuire RF
J Toca 1B
M Johnson LF
V Wilson C
D Lamb SS
K Baez 3B
R Lewis P

2001

M Curry LF
T Wigginton 2B
M Franco 3B
J Toca RF
M Johnson 1B
A Escobar CF
D Bragg DH
V Wilson C
J Velandia SS
J Gonzalez P

2002

T Perez LF
C Hernandez 3B
T Tarasco CF
J Toca 1B
J Phillips C
R Stratton RF
T Wigginton 3B
M Curry DH
L Figueroa SS
J Gonzalez P

2003

J Reyes SS
M Scutaro 2B
M Watson RF
R Johnson 3B
J Toca 1B
L Mouton DH
P Redman LF
E Snead CF
J Depastino C
A Heilman P

2004

J Duncan CF
D Garcia 2B
R Gonzalez LF
C Brazell 1B
V Diaz RF
R Nye 3B
J Cardona C
W Delgado SS
A Heilman P

2005

A Pagan CF
J Keppinger 2B
L Garcia LF
B Daubach 1B
R Calloway RF
B Gil SS
M DiFelice C
J Hansen 3B
J Seo P

2006

L Milledge RF
J Keppinger 2B
C Aldridge LF
J Tejada DH
C Lambin 3B
T Self 1B
J Ramirez CF
S Martinez C
C Basak SS
J Lima P

2007

R Yan CF
B Fahey SS
M Cervenak 1B
J Knott LF
T Tiffie 3B
J House DH
L Montanez RF
E Whiteside C
E Torres 2B
H Penn P

2008

T Redman CF
E Torres 2B
O Salazar 1B
L Terrero DH
M Costanzo 3B
C Roberson RF
C Heintz C
S Boucher LF
M McCoy SS
H Penn P

OPENING DAY LINEUPS

2009

J Christian CF
L Montanez RF
M Wieters C
O Salazar 1B
N Reimold LF
S Moore 3B
D Murphy SS
M Costanzo DH
J Turner 2B
B Bergesen P

2010

J Gathright CF
J Turner 2B
L Montanez LF
B Snyder 1B
S Moore SS
J Bell 3B
R Hughes RF
J Salazar DH
S Lerud C
C Tillman P

2011

M Angle CF
B Harris DH
B Snyder 1B
N Reimold LF
J Bell 3B
N Green SS
R Adams 2B
C Tatum C
T Henson RF
R Drese P

2012

X Avery CF
S Tolleson SS
R Adams 2B
J Bell DH
J Hoffmann LF
J Mahoney 1B
J Miller RF
Z Wheeler 3B
J Hester C
B Bergesen P

2013

C Dickerson CF
L Hoes LF
R Canzler DH
D Valencia 3B
T Ishikawa 1B
C Jackson RF
J Schoop 2B
L Exposito C
N Romero SS
Z Clark P

2014

J. Borbon CF
A Casilla SS
H Urrutia RF
B Wallace 1B
C Marrero DH
C Joseph C
D Adams 3B
J Weeks 2B
Q Berry LF
E Gamboa P

2015

N. Reimold LF
C. Parmelee DH
D. Alvarez CF
C. Walker 1B
S. Clevenger C
J. Nix 2B
H. Urrutia RF
M. Almanzar 3B
P. Janish SS
T. Wilson P

2016

X. Avery CF
C. Walker LF
J. Terdoslavich 1B
D. Alvarez RF
H. Urrutia DH
F. Pena C
S. Tolleson 2B
M. Almanzar 3B
P. Janish SS
O. Despaigne P



The 2015 Tides won the International League South Division championship after going 78-66. All four teams in the IL South finished with a record above .500, the first time that had ever happened in the history of the International League.

GOVERNORS' CUP HISTORY

YEAR	Winner	Manager	YEAR	Winner	Manager
1933	Buffalo	Ray Schalk	1975	Tidewater	Joe Frazier
1934	Toronto	Ike Boone	1976	Syracuse	Bobby Cox
1935	Syracuse	Nemo Leibold	1977	Charleston	Jim Beauchamp
1936	Buffalo	Ray Schalk	1978	Richmond	Tommie Aaron
1937	Newark	Oscar Vitt	1979	Columbus	Gene Michael
1938	Newark	Johnny Neun	1980	Columbus	Jo Altobelli
1939	Rochester	Billy Southworth	1981	Columbus	Frank Verdi
1940	Newark	Johnny Neun	1982	Tidewater	Jack Aker
1941	Montreal	Clyde Sukeforth	1983	Tidewater	Dave Johnson
1942	Syracuse	Jewel Ens	1984	Pawtucket	Tony Torchia
1943	Syracuse	Jewel Ens	1985	Tidewater	Bob Schaefer
1944	Baltimore	Tommy Thomas	1986	Richmond	Roy Majtyka
1945	Newark	Bill Meyer	1987	Columbus	Bucky Dent
1946	Montreal	Clay Hopper	1988	Rochester	Johnny Oates
1947	Syracuse	Jewel Ens	1989	Richmond	Jim Beauchamp
1948	Montreal	Clay Hopper	1990	Rochester	Greg Biagini
1949	Montreal	Clay Hopper	1991	Columbus	Rick Down
1950	Baltimore	Nick Cullopp	1992	Columbus	Rick Down
1951	Montreal	Clay Hopper	1993	Charlotte	Charlie Manuel
1952	Rochester	Harry Walker	1994	Richmond	Grady Little
1953	Montreal	Walter Alston	1995	Ottawa	Pete Mackanin
1954	Syracuse	Skeeter Newsome	1996	Columbus	Stump Merrill
1955	Rochester	Fred Walker	1997	Rochester	Marv Foley
1956	Rochester	Fred Walker	1998	Buffalo	Jeff Datz
1957	Buffalo	Phil Cavarretta	1999	Charlotte	Tom Spencer
1958	Montreal	Clay Bryant	2000	Indianapolis	Steve Smith
1959	Havana	Preston Gomez	2001	Louisville	Dave Miley
1960	Toronto	Mel McGaha	2002	Durham	Bill Evers
1961	Buffalo	Kirby Farrell	2003	Durham	Bill Evers
1962	Atlanta	Jose Schultz	2004	Buffalo	Marty Brown
1963	Indianapolis	Rollie Hemsley	2005	Toledo	Larry Parrish
1964	Rochester	Darrell Johnson	2006	Toledo	Larry Parrish
1965	Toronto	Dick Williams	2007	Richmond	Dave Brundage
1966	Toronto	Dick Williams	2008	Scranton/WB	Dave Miley
1967	Toledo	Jack Tighe	2009	Durham	Charlie Montoyo
1968	Jacksonville	C. McCullogh	2010	Columbus	Mike Sarbaugh
1969	Syracuse	Frank Verdi	2011	Columbus	Mike Sarbaugh
1970	Syracuse	Frank Verdi	2012	Pawtucket	Arnie Beyeler
1971	Rochester	Joe Altobelli	2013	Durham	Charlie Montoyo
1972	Tidewater	Hank Bauer	2014	Pawtucket	Kevin Boles
1973	Pawtucket	Darrel Johnson	2015	Columbus	Chris Tremie
1974	Rochester	Joe Altobelli	2016	Scranton/WB	Al Pedrique

IL CHAMPIONSHIPS BY TEAM

<p>10 Championships: Rochester ('39, '52, '55, '56, '64, '71, '74, '88, '90, '97) Columbus ('79, '80, '81, '87, '91, '92, '96, '10, '11, '15)</p> <p>8 Championships: Syracuse ('35, '42, '43, '47, '54, '69, '70, '76)</p> <p>7 Championships: Montreal ('41, '46, '48, '49, '51, '53, '58)</p> <p>6 Championships: Buffalo ('33, '36, '57, '61, '98, '04)</p> <p>5 Championships: NORFOLK (TIDEWATER) ('72, '75, '82, '83, '85) Richmond ('78, '86, '89, '94, '07)</p>	<p>4 Championships: Newark ('37, '38, '40, '45) Toronto ('34, '60, '65, '66) Durham ('02, '03, '09, '13) Pawtucket ('73, '84, '12, '14)</p> <p>3 Championships: Toledo ('67, '05, '06)</p> <p>2 Championships: Baltimore ('44, '50) Charlotte ('93, '99) Indianapolis ('63, '00) Scranton/WB ('08, '16)</p> <p>1 Championship: Atlanta ('62) Charleston ('77) Havana ('59) Louisville ('01) Ottawa ('95) Jacksonville ('68)</p>
---	---

TIDES ALL-TIME RECORD VS. IL OPPONENTS

Team - Year(s)	W-L	Pct.	Team - Year(s)	W-L	Pct.
Toledo (1969-)	410-336	.550	Winnipeg (1971)	16-4	.800
Syracuse (1969-)	361-305	.542	Buffalo-Winnipeg (1970)	15-5	.750
Pawtucket (1973-)	320-274	.539	Maine (1984-88)	60-39	.606
Columbus (1966-70, 77-)	310-309	.501	Ottawa (1993-2007)	84-66	.560
Charlotte (1993-)	216-224	.491	Peninsula (1972-73)	24-22	.522
Louisville (1969-72, 88-91, 98-)	141-153	.480	Richmond (1969-2008)	389-353	.524
Rochester (1969-)	317-349	.476	Charleston (1971-83)	129-133	.492
Scranton/WB (1989-)	130-143	.476	Memphis (1974-76)	30-33	.476
Indianapolis (1988-91, 1998-)	105-117-1	.471			
Gwinnett (2009-)	78-93	.456			
Durham (1998-)	157-205	.434			
Lehigh Valley (2008-)	29-41	.414			
Buffalo (1988-91, 98-)	68-97	.412			

TRIPLE-A PLAYOFF RESULTS

<u>YEAR</u>	<u>ROUND</u>	<u>RESULT</u>
1969	IL Semifinals	Lost to Columbus (3-1)
1970	IL Semifinals	Lost to Syracuse (3-0)
1971	IL Semifinals	Defeated Charleston (3-0)
1971	IL Finals	Lost to Rochester (3-2)
1972	IL Semifinals	Defeated Charleston (2-1)
1972	IL FINALS	DEFEATED LOUISVILLE (3-2)
1972	Fall Classic	Lost to Caribbean All-Stars
1973	IL Semifinals	Lost to Pawtucket (3-2)
1975	IL Semifinals	Defeated Charleston (3-0)
1975	IL FINALS	DEFEATED SYRACUSE (3-1)
1975	Junior World Series	Lost to Evansville (4-1)
1977	IL Semifinals	Lost to Charleston (3-1)
1979	IL Semifinals	Lost to Columbus (3-1)
1981	IL Semifinals	Lost to Richmond (3-2)
1982	IL Semifinals	Defeated Columbus (3-0)
1982	IL FINALS	DEFEATED ROCHESTER (3-0)
1983	IL Semifinals	Defeated Columbus (3-2)
1983	IL FINALS	DEFEATED RICHMOND (3-1)
1983	Triple-A World Series	Won three-team tournament
1985	IL Semifinals	Defeated Maine (3-2)
1985	IL FINALS	DEFEATED COLUMBUS (3-1)
1986	IL Semifinals	Lost to Richmond (3-0)
1987	IL Semifinals	Defeated Pawtucket (3-1)
1987	IL Finals	Lost to Columbus (3-0)
1988	IL Finals	Lost to Rochester (3-1)
1995	IL West Playoff	Defeated Richmond (3-2)
1995	IL Finals	Lost to Ottawa (3-1)
1996	IL West Playoff	Lost to Columbus (3-0)
2001	IL Semifinals	Lost to Louisville (3-2)
2005	IL Semifinals	Lost to Toledo (3-2)
2015	IL Semifinals	Lost to Columbus (3-2)



The 1983 Tides finished 71-68 under manager Davey Johnson before going on to win the Governors' Cup Championship. The team featured future big leaguers Darryl Strawberry, Wally Backman, Jose Oquendo, Ron Darling, Walt Terrell, Ron Gardenhire, Clint Hurdle and Terry Leach.

TRIPLE-A TIDES MANAGERIAL RECORDS

(Regular Season Totals Only)

<u>MANAGER</u>	<u>YEAR(S)</u>	<u>RECORD</u>	<u>PCT.</u>
Clyde McCullough	1969	76-59	.563
Chuck Hiller	1970	74-66	.529
Hank Bauer	1971-72	157-126	.555
John Antonelli	1973-74	132-152	.465
Joe Frazier	1975	86-59	.593
Tom Burgess	1976	60-78	.435
Frank Verdi	1977-80	282-277	.504
Jack Aker	1981-82	144-131	.524
Davey Johnson	1983	71-68	.511
Bob Schaefer	1984-85	146-133	.523
Sam Perlozzo	1986	74-66	.529
Mike Cubbage	1987-89	235-192	.550
Steve Swisher	1990-91	156-132	.542
Clint Hurdle	1992-93	126-157	.445
# Bobby Valentine	1994, 1996	143-132	.520
Toby Harrah	1995	86-56	.606
Bruce Benedict	# 1996	6-2	.750
Rick Dempsey	1997-98	145-139	.511
John Gibbons	1999-2001	227-199	.533
Bobby Floyd	2002-03	137-149	.479
John Stearns	2004	72-72	.500
Ken Oberkfell	2005-06	108-108	.500
* Tony Tjerina	2006	28-41	.406
% Gary Allenson	2007-11	284-341	.454
% Bobby Dickerson	2010	43-46	.483
Ron Johnson	2012-16	356-364	.494

Valentine was promoted to New York (NL) on 8/26/96; Bruce Benedict completed the season

* Tjerina served as interim manager to begin the '06 season, filling in for an injured Ken Oberkfell

% Allenson was promoted to Baltimore on 6/4/10; Bobby Dickerson completed the season

MOST CAREER WINS BY TIDES MANAGER

(Regular Season Totals Only)

<u>MANAGER</u>	<u>YEAR(S)</u>	<u>WINS</u>	<u>PCT.</u>
Ron Johnson	2012-16	356	.494
Gary Allenson	2007-11	284	.454
Frank Verdi	1977-80	282	.504
Mike Cubbage	1987-89	235	.550
John Gibbons	1999-2001	227	.533

HIGHEST WINNING PERCENTAGE BY TIDES MANAGER

(Minimum 100 Games Managed)

<u>MANAGER</u>	<u>YEAR(S)</u>	<u>RECORD</u>	<u>PCT.</u>
Toby Harrah	1995	86-56	.606
Joe Frazier	1975	86-59	.593
Clyde McCullough	1969	76-59	.563
Hank Bauer	1971-72	157-126	.555
Mike Cubbage	1987-89	235-192	.550

TIDES MANAGERS AND COACHES

Abbott, Glenn (89)	Harrah, Toby (95)	Oberkfell, Ken (05-06)
Aker, Jack (81-82)	Hebner, Richie (10)	Pavlick, Greg (77-79)
Allenson, Gary (07-11)	Hernandez, Jose (13-16)	Perlozzo, Sam (81, 86)
Antonelli, John (73-74)	Hiller, Chuck (70)	Ripplemeyer, Ray (97-98)
Apodaca, Bob (91-96)	Howard, David (01)	Schaefer, Bob (82, 84-85)
Bartlett, Bob (75)	Hurdle, Clint (92-93)	Scripture, Billy (71-72)
Bauer, Hank (71-72)	Jackson, Al (83-84)	Stearns, John (04)
Bearnarth, Larry (69-70)	Johnson, Davey (83)	Swisher, Steve (90-91)
Beene, Fred (80)	Johnson, Howard (05-06)	Tijerina, Tony (06)
Benedict, Bruce (96)	Johnson, Ron (12-16)	Verdi, Frank (77-80)
Berry, Sean (15-16)	Kelley, Tom (76)	Waits, Rick (96, 99-02)
Burgess, Tom (76)	Komminsk, Brad (11)	Wakana, Yosh (83)
Cubbage, Mike (87-89)	LeBoeuf, Al (01-04)	Walling, Denny (12-14)
Cumberland, John (85-88, 90)	Lawless, Tom (97-99)	Warthen, Dan (04-05)
Dempsey, Rick (97-98)	Mahler, Rick (03)	Washington, Ron (91-92, 95)
Dickerson, Bobby (10)	McCall, Larry (07-08)	Williams, Dallas (07-09)
Floyd, Bobby (02-03)	McCullough, Clyde (69)	Valentine, Bobby (94, 96)
Frazier, Joe (75)	McDonald, Dave (73-74)	
Freiling, Howie (00)	McPhail, Marlin (93-94)	
Gibbons, John (99-01)	Miller, Rich (89-90, 96)	
Griffin, Mike (09-16)	Mitchell, Donovan (06)	
	Niemann, Randy (03, 06)	

MOST MLB MANAGERIAL WINS BY A FORMER TIDE

(Regular Season Totals Only)

<u>MANAGER</u>	<u>YEAR(S)</u>	<u>WINS</u>	<u>PCT.</u>
Bruce Bochy*	1995-2016	1,789	.505
Davey Johnson	1984-2013	1,372	.562
Bobby Valentine	1985-2012	1,186	.504
Ron Gardenhire	2002-2014	1,068	.507
Clint Hurdle*	2002-2016	1,043	.490
Ned Yost*	2003-2016	1,006	.489
Jimmy Williams	1986-2004	910	.535
Ron Washington	2007-2014	664	.521
John Gibbons*	2004-2016	644	.512
Hank Bauer	1961-1969	594	.522

**Managed in 2016*

NOTABLE MLB MANAGERIAL ACHIEVEMENTS BY FORMER TIDES

TIDES TO WIN MANAGER OF THE YEAR AWARD (BBWAA)

1987	Davey Johnson - 98-64 record for the Baltimore Orioles
1996	Bruce Bochy - 91-71 record for the San Diego Padres
1999	Jimmy Williams - 94-68 record for the Boston Red Sox
2010	Ron Gardenhire - 94-68 record for the Minnesota Twins
2013	Clint Hurdle - 94-68 record for the Pittsburgh Pirates

TIDES TO MANAGE TEAM TO WORLD SERIES CHAMPIONSHIP

1986	Davey Johnson - New York Mets defeat Boston Red Sox (4-3)
2010	Bruce Bochy - San Francisco Giants defeat Texas Rangers (4-1)
2012	Bruce Bochy - San Francisco Giants defeat Detroit Tigers (4-0)
2014	Bruce Bochy - San Francisco Giants defeat Kansas City Royals (4-3)
2015	Ned Yost - Kansas City Royals defeat New York Mets (4-1)

TIDES AWARD WINNERS

INTERNATIONAL LEAGUE POSTSEASON ALL-STARS

1969	Roy Foster, OF; Jon Matlack, P
1971	LeRoy Stanton, OF; Brent Strom, P
1975	Brock Pemberton, 1B; Roy Staiger, 3B; Mike Vail, OF; Craig Swan, P
1976	John Stearns, C
1979	Mookie Wilson, OF
1980	Mookie Wilson, OF
1981	Brian Giles, 2B; Gary Rajsich, OF
1983	Walt Terrell, P
1984	John Christensen, OF; Wes Gardner, P
1985	Billy Beane, OF
1986	Dave Magadan, 3B; John Mitchell, P; Randy Myers, P
1987	Randy Milligan, 1B; Kevin Elster, SS; Mark Carreon, OF
1988	Mark Carreon, OF
1989	Tom O'Malley, 3B
1991	Jeff Gardner, 2B; Todd Hundley, C
1995	Butch Huskey, 3B; Jason Isringhausen, P; Alex Ochoa, OF
1996	Jason Hardtke, 2B; Mike Fyhrie, P; Derek Wallace, P
1997	Roberto Petagine, 1B
1998	Todd Haney, UTL
2002	Marco Scutaro, SS
2005	Brian Daubach, DH
2007	Cory Doyne, RP
2008	Oscar Salazar, 1B
2013	Jairo Asencio, RP
2015	Dariel Alvarez, OF; Oliver Drake, RP

TRIPLE-A ALL-STAR GAME PARTICIPANTS

1988	Mark Carreon, OF; Gregg Jefferies, 2B; David West, P
1989	Tom O'Malley, 3B
1990	Keith Hughes, OF; Kelvin Torve, OF
1991	Chris Donnels, 3B; Jeff Gardner, 2B; Todd Hundley, C; Steve Swisher, Coach
1992	Randy Marshall, P
1993	Ryan Thompson, OF
1994	Quilvio Veras, 2B; Fred Hina, Trainer
1995	Omar Garcia, 1B; Jason Isringhausen, P
1996	Mike Fyhrie, P; Mike Gardiner, P; Roberto Petagine, 1B
1997	Scott McClain, 3B; Roberto Petagine, 1B
1998	Scott Sauerbeck, P; Joe Hawkins, Trainer
1999	Dan Murray, P
2000	Ryan McGuire, 1B/OF; Jason Tyner, OF; Vance Wilson, C; Eric Cammack, P
2001	Oscar Henriquez, RHP; Vance Wilson C (DNP - Promotion)
2002	Marco Scutaro, IF; Jason Phillips, C
2003	Jorge Toca, 1B (did not participate-injury); Jeremy Griffiths, P; Bobby Floyd, Coach
2004	Craig Brazell, 1B
2005	Jason Scobie, RHP (Starting pitcher); Juan Padilla, RHP; Brian Chicklo (Trainer)
2006	Royce Ring, LHP
2007	Cory Doyne, RHP; J.R. House, C
2008	Omair Santos, C
2009	Jim Miller, RHP; Chris Tillman, RHP (DNP - Futures Game)
2010	Jeff Salazar, OF; Chris Tillman, RHP (DNP - Promotion)
2011	Mark Worrell, RHP
2012	Jason Berken, RHP; Miguel Socolovich, RHP
2013	Jason Pridie, OF; Jairo Asencio, RHP; Mark Shires (Trainer)
2014	Ivan De Jesus, SS
2015	Steve Clevenger, C; Dariel Alvarez, OF; Oliver Drake, RHP; Michael Bowden, RHP
2016	Audry Perez, C

TIDES TO WIN TRIPLE-A ALL-STAR GAME HOME RUN DERBY

Ryan Thompson | 1993 | Albuquerque, NM

Dariel Alvarez | 2015 | Omaha, NE

TIDES AWARD WINNERS

IL MOST VALUABLE PLAYER

1975	Mike Vail, OF
1987	Randy Milligan, 1B
1989	Tom O'Malley, 3B
1995	Butch Huskey, 3B
1997	Roberto Petagine, 1B

IL MANAGER OF THE YEAR

1969	Clyde McCullough
1972	Hank Bauer
1975	Joe Frazier
1995	Toby Harrah
2015	Ron Johnson

IL MOST VALUABLE PITCHER

1975	Craig Swan
1978	Juan Berenguer
1983	Walt Terrell
1986	John Mitchell
1995	Jason Isringhausen
1996	Mike Fyhrie

IL ROOKIE OF THE YEAR

1975	Mike Vail, OF
1979	Mookie Wilson, OF
1987	Randy Milligan, 1B
1995	Jason Isringhausen, P

MINOR LEAGUE PLAYER OF THE YEAR

(Named by *The Sporting News*)

1987	Randy Milligan, 1B
------	--------------------

MINOR LEAGUE MANAGER OF THE YEAR

(Named by *Baseball America*)

1969	Clyde McCullough
1972	Hank Bauer
1975	Joe Frazier
2005	Ken Oberkfell

KING OF BASEBALL

2004	Dave Rosenfield
------	-----------------

MINOR LEAGUE EXECUTIVE OF THE YEAR

(Named by *Baseball America*)

2009	Ken Young
------	-----------

IL EXECUTIVE OF THE YEAR

1975	Dave Rosenfield
1982	Dave Rosenfield
1987	Dave Rosenfield
1993	Dave Rosenfield

JOHN H. JOHNSON PRESIDENT'S TROPHY

1993	Norfolk Tides/Dave Rosenfield
------	-------------------------------

BOB FREITAS AWARD

1994	Norfolk Tides (Triple-A)
------	--------------------------

IL TRAINER OF THE YEAR


1994	Fred Hina
1998	Joe Hawkins
2009	Mark Shires
2011	Mark Shires

IL GROUNDSKEEPER OF THE YEAR

1993	Kenny Magner
1997	Kenny Magner



Randy Milligan was named *The Sporting News* MILB Player of the Year after hitting .326 with 29 HR & 103 RBI in 1987.



Mookie Wilson earned IL Rookie of the Year honors after hitting .267 with 49 steals and 84 runs scored in 1979.



Hank Bauer led the Tides to a Governors' Cup title in 1972, earning him IL Manager of the Year honors.



Kenny Magner has been the head groundskeeper since 1978, winning the league's top honor in 1993 and 1997.

TIDES TO WIN MLB AWARDS

TIDES IN BASEBALL HALL OF FAME

Gary Carter - Inducted in 2003 (Played for Tidewater in 1989)

Mike Piazza - Inducted in 2015 (Played for Norfolk in 2003)

TIDES TO WIN MLB MVP AWARD

1989 Kevin Mitchell - Hit .291 with 47 HR and 125 RBI for the San Francisco Giants

2002 *Miguel Tejada - Hit .308 with 34 HR & 131 RBI for the Oakland Athletics

TIDES TO WIN MLB CY YOUNG AWARD

1985 Dwight Gooden - 24-3, 1.53 ERA and 268 strikeouts for the New York Mets

1986 Mike Scott - 18-10, 2.22 ERA and NL-leading 306 K's for the Houston Astros

2015 Jake Arrieta - 22-6, 1.77 ERA and 236 strikeouts for the Chicago Cubs

TIDES TO WIN MLB ROOKIE OF THE YEAR AWARD

1972 Jon Matlack - 15-10, 2.32 ERA in 244 IP for the New York Mets

1983 Darryl Strawberry - Hit .257 with 26 HR & 74 RBI for the New York Mets

1984 Dwight Gooden - 17-9, 2.60 ERA and NL-leading 276 K's for New York Mets

1987 *Benito Santiago - Hit .300 with 18 HR & 79 RBI for the San Diego Padres

1993 *Mike Piazza - Hit .318 with 35 HR & 112 RBI for the Los Angeles Dodgers

TIDES TO WIN LCS MVP AWARD

1986 Mike Scott - 2-0, 1 run allowed in 18 IP, 19 strikeouts for Houston Astros


1990 Randy Myers - 3 saves, 5.2 scoreless IP for Cincinnati Reds

2002 * Benito Santiago - .300 average, 2 HR, 6 RBI for San Francisco Giants

2012 Marco Scutaro - .500 average, 14 hits, 4 RBI for San Francisco Giants

2013 Koji Uehara - 1 win, 3 saves in 5 games for Boston Red Sox

** Played for Tides after winning the award*



Jake Arrieta earned the 2015 NL Cy Young Award after going 22-6 with a 1.77 ERA and 236 strikeouts for the Chicago Cubs. Arrieta is one of three former Tides to win the NL Cy Young Award, joining Dwight Gooden (1985) and Mike Scott (1986).

FORMER TIDES NAMED TO MLB ALL-STAR TEAMS

The following 46 players have made 109 appearances in the
MLB All-Star Game *AFTER* having played for the Tides

2016	Jake Arrieta (CHC), Brad Brach (BAL), Zach Britton (BAL), Matt Wieters (BAL)
2015	Zach Britton (BAL)
2014	Matt Wieters (BAL), Koji Uehara (BOS), Pat Neshek (STL), Alfredo Simon (CIN)
2013	J.J. Hardy (BAL), Chris Tillman (BAL), David Wright (NYM), Marco Scutaro (SF)
2012	Matt Wieters (BAL), Jim Johnson (BAL), David Wright (NYM)
2011	Matt Wieters (BAL), Jose Reyes (NYM), Heath Bell (SD)
2010	Ty Wigginton (BAL), David Wright (NYM), Heath Bell (SD), Jose Reyes (NYM)
2009	David Wright (NYM), Heath Bell (SD)
2008	David Wright (NYM)
2007	David Wright (NYM), Jose Reyes (NYM)
2006	David Wright (NYM), Jose Reyes (NYM)
2005	Mike Piazza (NYM), Jason Isringhausen (STL), Melvin Mora (BAL)
2004	Mike Piazza (NYM)
2003	Preston Wilson (COL), Melvin Mora (BAL), Carl Everett (CHW)
2002	
2001	Rick Reed (NYM)
2000	Carl Everett (BOS), Jason Isringhausen (OAK)
1999	Jeromy Burnitz (MIL), Paul Byrd (PHI), David Cone (NYY)
1998	Fernando Vina (MIL), Rick Reed (NYM)
1997	Todd Hundley (NYM), Bobby Jones (NYM), David Cone (NYY), Randy Myers (BAL)
1996	Todd Hundley (NYM)
1995	Lenny Dykstra (PHI), Randy Myers (CHC)
1994	David Cone (KC), Gregg Jefferies (STL), Lenny Dykstra (PHI), Randy Myers (CHC)
1993	Gregg Jefferies (STL), Rick Aguilera (MIN)
1992	Rick Aguilera (MIN), David Cone (NYM)
1991	Darryl Strawberry (LAD), Rick Aguilera (MIN), Jeff Reardon (BOS)
1990	Lenny Dykstra (PHI), Kevin Mitchell (SF), Darryl Strawberry (NYM), Randy Myers (CIN)
1989	Kevin Mitchell (SF), Darryl Strawberry (NYM), Mike Scott (HOU)
1988	Jeff Reardon (MIN), Darryl Strawberry (NYM), Dwight Gooden (NYM), David Cone (NYM)
1987	Darryl Strawberry (NYM), Mike Scott (HOU), Hubie Brooks (MON), Sid Fernandez (NYM)
1986	Darryl Strawberry (NYM), Dwight Gooden (NYM), Hubie Brooks (MON), Sid Fernandez (NYM), Jeff Reardon (MON), Mike Scott (HOU)
1985	Darryl Strawberry (NYM), Ron Darling (NYM), Dwight Gooden (NYM), Jeff Reardon (MON)
1984	Darryl Strawberry (NYM), Dwight Gooden (NYM), Jesse Orosco (NYM)
1983	Jesse Orosco (NYM)
1982	John Stearns (NYM)
1981	Ken Singleton (BAL)
1980	John Stearns (NYM), Jim Bibby (PIT)
1979	John Stearns (NYM), Ken Singleton (BAL)
1978	
1977	Ken Singleton (BAL), John Stearns (NYM)
1976	Jon Matlack (NYM), Amos Otis (KC)
1975	Jon Matlack (NYM)
1974	Jon Matlack (NYM), Buzz Capra (ATL)
1973	Amos Otis (KC)
1972	Amos Otis (KC)
1971	Amos Otis (KC)
1970	Amos Otis (KC)
1969	

Most All-Star Appearances by a former Tides player

8: Darryl Strawberry

7: David Wright

5: Amos Otis, David Cone

4: John Stearns, Jeff Reardon, Dwight Gooden, Randy Myers, Jose Reyes, Matt Wieters

3: Jon Matlack, Ken Singleton, Mike Scott, Rick Aguilera, Lenny Dykstra, Heath Bell

MLB SINGLE SEASON HITTING PERFORMANCES BY FORMER TIDES

All performances below came AFTER individual played for Tides

MOST HITS IN A SEASON

Reyes, Jose*	204	2008 NYM
Vina, Fernando	198	1998 MIL
Wright, David	196	2007 NYM
Reyes, Jose	194	2006 NYM
Dykstra, Lenny*	194	1993 PHI
Dykstra, Lenny*	192	1990 PHI
Reyes, Jose	191	2007 NYM
Reyes, Jose	190	2005 NYM
Scutaro, Marco	190	2012 COL/SF
Wright, David	189	2008 NYM
Mora, Melvin	187	2004 BAL
Jefferies, Gregg	186	1993 STL
Reyes, Jose	184	2012 MIA
Reyes, Jose	181	2011 NYM
Wright, David	181	2006 NYM
Wright, David	178	2012 NYM
Wilson, Mookie	178	1982 NYM
Singleton, Ken	177	1980 BAL
Wright, David	176	2005 NYM
Singleton, Ken	176	1977 BAL
Singleton, Ken	176	1975 BAL
Wilson, Mookie	176	1983 NYM

HIGHEST SEASON AVERAGE

Jefferies, Gregg	.342	1993 STL
Mora, Melvin	.340	2004 BAL
Reyes, Jose*	.337	2011 NYM
Magadan, Dave	.328	1990 NYM
Singleton, Ken	.328	1977 BAL
Mitchell, Kevin	.326	1994 CIN
Dykstra, Lenny	.325	1990 PHI
Everett, Carl	.325	1999 HOU
Jefferies, Gregg	.325	1994 STL
Wright, David	.325	2007 NYM
Vina, Fernando	.311	1998 MIL
Wright, David	.311	2006 NYM
Alfonzo, Edgardo	.308	2002 NYM
Brooks, Hubie	.307	1981 NYM
Wright, David	.307	2009 NYM
Jefferies, Gregg	.306	1995 PHI
Scutaro, Marco	.306	2012 COL/SF
Wright, David	.306	2012 NYM
Wright, David	.306	2005 NYM
Dykstra, Lenny	.305	1993 PHI
Nady, Xavier	.305	2008 PIT/NYY

To qualify, a batter must have 3.1 plate appearances per team game (502 PA in 162-game season)

MOST HOME RUNS IN A SEASON

Mitchell, Kevin*	47	1989 SF
Hundley, Todd	41	1996 NYM
Strawberry, Darryl	39	1987 NYM
Strawberry, Darryl*	39	1988 NYM
Burnitz, Jeromy	38	1998 MIL
Burnitz, Jeromy	37	2004 COL
Strawberry, Darryl	37	1990 NYM
Wilson, Preston	36	2003 COL
Singleton, Ken	35	1979 BAL
Burnitz, Jeromy	34	2001 MIL
Everett, Carl	34	2000 BOS
Burnitz, Jeromy	33	1999 MIL
Wright, David	33	2008 NYM
Jacobs, Mike	32	2008 FLA
Burnitz, Jeromy	31	2000 MIL
Burnitz, Jeromy	31	2003 NYM/LAD
Wilson, Preston	31	2000 FLA
Wright, David	30	2007 NYM

MOST RBI IN A SEASON

Wilson, Preston*	141	2003 COL
Burnitz, Jeromy	125	1998 MIL
Mitchell, Kevin*	125	1989 SF
Wright, David	124	2008 NYM
Wilson, Preston	121	2000 FLA
Wright, David	116	2006 NYM
Hundley, Todd	112	1996 NYM
Singleton, Ken	111	1979 BAL
Burnitz, Jeromy	110	2004 COL
Strawberry, Darryl	108	1990 NYM
Everett, Carl	108	1999 HOU
Everett, Carl	108	2000 BOS
Wright, David	107	2007 NYM
Singleton, Ken	104	1980 BAL
Strawberry, Darryl	104	1987 NYM
Wright, David	103	2010 NYM
Singleton, Ken	103	1973 MON
Burnitz, Jeromy	103	1999 MIL
Wright, David	102	2005 NYM

MOST STOLEN BASES IN A SEASON

Reyes, Jose*	78	2007 NYM
Reyes, Jose*	64	2006 NYM
Reyes, Jose*	60	2005 NYM
Carr, Chuck*	58	1993 FLA
Wilson, Mookie	58	1982 NYM
Reyes, Jose	56	2008 NYM
Wilson, Mookie	54	1983 NYM
Otis, Amos*	52	1971 KC
Wilson, Mookie	46	1984 NYM
Jefferies, Gregg	46	1993 STL
Reyes, Jose	40	2012 MIA
Otis, Amos	39	1975 KC
Reyes, Jose	39	2011 NYM
Pagan, Angel	37	2010 NYM
Dykstra, Lenny	37	1993 PHI
Strawberry, Darryl	36	1987 NYM
Wright, David	34	2007 NYM
Otis, Amos	33	1970 KC
Dykstra, Lenny	33	1990 PHI
Carr, Chuck	32	1994 FLA
Otis, Amos	32	1978 KC
Pagan, Angel	32	2011 NYM

MOST RUNS IN A SEASON

Dykstra, Lenny*	143	1993 PHI
Reyes, Jose	122	2006 NYM
Reyes, Jose	119	2007 NYM
Wright, David	115	2008 NYM
Reyes, Jose	113	2008 NYM
Wright, David	113	2007 NYM
Mora, Melvin	111	2004 BAL
Strawberry, Darryl	108	1987 NYM
Dykstra, Lenny	106	1990 PHI
Burnitz, Jeromy	104	2001 MIL
Reyes, Jose	101	2011 NYM
Strawberry, Darryl	101	1988 NYM
Vina, Fernando	101	1998 MIL
Mitchell, Kevin	100	1989 SF
Otis, Amos	100	1979 KC
Scutaro, Marco	100	2009 TOR
Singleton, Ken	100	1973 MON
Reyes, Jose	99	2005 NYM
Wright, David	99	2005 NYM
Jefferies, Gregg	96	1990 NYM
Wright, David	96	2006 NYM

*Led League

*Led League

MLB SINGLE SEASON PITCHING PERFORMANCES BY FORMER TIDES

All performances below came AFTER individual played for Tides

MOST WINS IN A SEASON

Gooden, Dwight*	24	1985 NYM
Arrieta, Jake*	22	2015 CHC
Cone, David	20	1988 NYM
Cone, David*	20	1998 NYY
Scott, Mike*	20	1989 HOU
Bibby, Jim	19	1980 PIT
Bibby, Jim	19	1974 TEX
Gooden, Dwight	19	1990 NYM
Tapani, Kevin	19	1998 CHC
Arrieta, Jake	18	2016 CHC
Cone, David	18	1995 TOR/NYY
Gooden, Dwight	18	1988 NYM
Scott, Mike	18	1985 HOU
Scott, Mike	18	1986 HOU
Byrd, Paul	17	2002 KC
Cone, David	17	1992 NYM/TOR
Darling, Ron	17	1988 NYM
Gooden, Dwight	17	1984 NYM
Gooden, Dwight	17	1986 NYM
Matlack, Jon	17	1976 NYM
Terrell, Walt	17	1987 DET

LOWEST ERA IN A SEASON

Gooden, Dwight*	1.53	1985 NYM
Arrieta, Jake	1.77	2015 CHC
Cone, David	2.22	1988 NYM
Scott, Mike*	2.22	1986 HOU
Matlack, Jon	2.27	1978 TEX
Matlack, Jon	2.32	1972 NYM
Matlack, Jon	2.41	1974 NYM
Gooden, Dwight	2.60	1985 NYM
Fernandez, Sid	2.73	1992 NYM
Fernandez, Sid	2.80	1985 NYM
Cone, David	2.81	1992 NYM/TOR
Darling, Ron	2.81	1986 NYM
Cone, David	2.82	1997 NYY
Fernandez, Sid	2.83	1989 NYM
Gooden, Dwight	2.84	1986 NYM
Gooden, Dwight	2.89	1989 NYM
Reed, Rick	2.89	1997 NYM
Darling, Ron	2.90	1985 NYM
Leary, Tim	2.91	1988 LAD
Scott, Mike	2.92	1988 HOU

*To qualify, a pitcher must have thrown
1.0 inning per team game (usually 162.0 IP)*

MOST STRIKEOUTS IN A SEASON

Scott, Mike*	306	1986 HOU
Gooden, Dwight*	276	1984 NYM
Gooden, Dwight*	268	1985 NYM
Cone, David	261	1992 NYM/TOR
Cone, David*	241	1991 NYM
Arrieta, Jake	236	2015 CHC
Cone, David*	233	1990 NYM
Scott, Mike	233	1987 HOU
Gooden, Dwight	223	1990 NYM
Cone, David	222	1997 NYY
Cone, David	213	1988 NYM
Cone, David	209	1998 NYY
Matlack, Jon	205	1973 NYM
Fernandez, Sid	200	1986 NYM
Gooden, Dwight	200	1986 NYM
Fernandez, Sid	198	1989 NYM
Fernandez, Sid	193	1992 NYM
Cone, David	191	1993 KC
Cone, David	191	1995 TOR/NYY
Arrieta, Jake	190	2016 CHC
Cone, David	190	1989 NYM
Scott, Mike	190	1988 HOU

MOST SAVES IN A SEASON

Myers, Randy*	53	1993 CHC
Johnson, Jim*	51	2012 BAL
Johnson, Jim*	50	2013 BAL
Bell, Heath	47	2010 SD
Britton, Zach*	47	2016 BAL
Isringhausen, Jason*	47	2004 STL
Myers, Randy*	45	1997 BAL
Bell, Heath	43	2011 SD
Aguilera, Rick	42	1991 MIN
Bell, Heath*	42	2009 SD
Reardon, Jeff	42	1988 MIN
Aguilera, Rick	41	1992 MIN
Reardon, Jeff*	41	1985 MON
Reardon, Jeff	40	1991 BOS
Franco, John	39	1988 CIN
Isringhausen, Jason	39	2005 STL
Aguilera, Rick	38	1998 MIN
Franco, John	38	1998 NYM
Myers, Randy	38	1992 SD
Myers, Randy*	38	1995 CHC

MOST INNINGS PITCHED IN A SEASON

Gooden, Dwight*	276.2	1985 NYM
Scott, Mike*	275.1	1986 HOU
Matlack, Jon	270.0	1978 TEX
Matlack, Jon	265.1	1974 NYM
Bibby, Jim	264.0	1974 TEX
Matlack, Jon	262.0	1976 NYM
Cone, David	254.0	1993 KC
Gooden, Dwight	250.0	1986 NYM
Cone, David	249.2	1992 NYM/TOR
Gooden, Dwight	248.1	1988 NYM
Darling, Ron	248.0	1985 NYM
Scott, Mike	247.2	1987 HOU
Terrell, Walt	244.2	1987 DET
Matlack, Jon	244.0	1972 NYM
Tapani, Kevin	244.0	1991 MIN
Matlack, Jon	242.0	1973 NYM
Darling, Ron	240.2	1988 NYM
Bibby, Jim	238.1	1980 PIT
Darling, Ron	237.0	1986 NYM
Matlack, Jon	234.2	1980 TEX

MOST GAMES IN A SEASON

Feliciano, Pedro*	92	2010 NYM
Feliciano, Pedro*	88	2009 NYM
Feliciano, Pedro*	86	2008 NYM
Dotel, Octavio	83	2002 HOU
Bell, Heath	81	2007 SD
Feliciano, Pedro	78	2007 NYM
Dotel, Octavio	77	2004 HOU/OAK
Dotel, Octavio	76	2003 HOU
Innis, Jeff	76	1992 NYM
West, David	76	1993 PHI
Adams, Mike	75	2011 SD/TEX
Gonzalez, Mike	75	2013 WAS
Reardon, Jeff	75	1982 MON
Wheeler, Dan	75	2006 HOU
Bell, Heath	74	2008 SD
Hernandez, David	74	2011 ARI
Isringhausen, Jason	74	2004 STL
Johnson, Jim	74	2013 BAL
Bell, Heath	73	2012 MIA
Myers, Randy	73	1993 CHC
Uehara, Koji	73	2013 BOS

*Led League

*Led League



MLB CAREER HITTING LEADERS AMONG TIDES PLAYERS

Lists below include any player who has ever played one game for the Tides

<u>CAREER HITS</u>		<u>CAREER HOME RUNS</u>		<u>CAREER AVERAGE</u>	
Tejada, Miguel	2,407	Piazza, Mike	427	Piazza, Mike	.308
Sierra, Ruben	2,152	Strawberry, Darryl	335	Wright, David	.296
Piazza, Mike	2,127	Garter, Gary	324	Hamilton, Darryl	.291
Carter, Gary	2,092	Burnitz, Jeromy	315	Reyes, Jose	.289
Singleton, Ken	2,029	Tejada, Miguel	307	Jefferies, Gregg	.289
Otis, Amos	2,020	Sierra, Ruben	306	Magadan, Dave	.288
Bonilla, Bobby	2,010	Bonilla, Bobby	287	Dykstra, Lenny	.285
Reyes, Jose	1,972	Cameron, Mike	278	Tejada, Miguel	.285
Santiago, Benito	1,830	Singleton, Ken	246	Alfonzo, Edgardo	.284
Wright, David	1,777	Wright, David	242	Mitchell, Kevin	.284
Cameron, Mike	1,700	Mitchell, Kevin	234	Keppinger, Jeff	.282
Brooks, Hubie	1,608	Santiago, Benito	217	Singleton, Ken	.282
Jefferies, Gregg	1,593	Everett, Carl	202	Vina, Fernando	.282
Offerman, Jose	1,551	Hundley, Todd	202	Pagan, Angel	.280
Alfonzo, Edgardo	1,532	Otis, Amos	193	Bonilla, Bobby	.279
Roberts, Brian	1,527	Wilson, Preston	189	Otis, Amos	.277
Foli, Tim	1,515	Hardy, J.J.	184	Mora, Melvin	.277
Mora, Melvin	1,503	Mora, Melvin	171	Scutaro, Marco	.277
Burnitz, Jeromy	1,447	Wigginton, Ty	169	Roberts, Brian	.276
Hardy, J.J.	1,433	Brooks, Hubie	149	Backman, Wally	.275

<u>CAREER HITS (ACTIVE)</u>		<u>CAREER HOME RUNS (ACTIVE)</u>		<u>CAREER AVG. (ACTIVE)</u>	
Reyes, Jose	1,972	Wright, David	242	Wright, David	.296
Wright, David	1,777	Hardy, J.J.	184	Reyes, Jose	.289
Hardy, J.J.	1,433	Reyes, Jose	126	Pagan, Angel	.280
Pagan, Angel	1,143	Wieters, Matt	117	Chavez, Endy	.270
Chavez, Endy	849	Jacobs, Mike	100	Hardy, J.J.	.258
Wieters, Matt	802	Betemit, Wilson	75	Wieters, Matt	.256
Valencia, Danny	613	Valencia, Danny	72		
Turner, Justin	583	Pagan, Angel	64		
Betemit, Wilson	558	Turner, Justin	58		
Paulino, Ronny	508	Schoop, Jonathan	57		

**To rank among average leaders a player must have 3,000 plate appearances*

<u>CAREER STOLEN BASES</u>		<u>CAREER RBI</u>		<u>CAREER RUNS SCORED</u>	
Reyes, Jose	488	Piazza, Mike	1,335	Tejada, Miguel	1,230
Otis, Amos	341	Sierra, Ruben	1,322	Otis, Amos	1,092
Wilson, Mookie	327	Tejada, Miguel	1,302	Bonilla, Bobby	1,084
Cameron, Mike	297	Carter, Gary	1,225	Sierra, Ruben	1,084
Dykstra, Lenny	285	Bonilla, Bobby	1,173	Reyes, Jose	1,075
Roberts, Brian	285	Singleton, Ken	1,065	Cameron, Mike	1,064
Strawberry, Darryl	221	Otis, Amos	1,007	Piazza, Mike	1,048
Patterson, Corey	218	Strawberry, Darryl	1,000	Carter, Gary	1,025
Mazzilli, Lee	197	Burnitz, Jeromy	981	Singleton, Ken	985
Jefferies, Gregg	196	Wright, David	970	Wright, David	949
Wright, David	196	Cameron, Mike	968	Burnitz, Jeromy	917
Pagan, Angel	176	Santiago, Benito	920	Strawberry, Darryl	898
Offerman, Jose	172	Brooks, Hubie	824	Roberts, Brian	850
Hamilton, Darryl	163	Everett, Carl	792	Offerman, Jose	840
Carr, Chuck	144	Mitchell, Kevin	760	Dykstra, Lenny	802
Sierra, Ruben	142	Mora, Melvin	754	Mora, Melvin	794
Cabrera, Everth	138	Alfonzo, Edgardo	744	Alfonzo, Edgardo	777
Backman, Wally	117	Wilson, Preston	668	Jefferies, Gregg	761
Vina, Fernando	116	Hardy, J.J.	664	Santiago, Benito	755
Tucker, Michael	114	Jefferies, Gregg	663	Wilson, Mookie	731

<u>CAREER SB (ACTIVE)</u>		<u>CAREER RBI (ACTIVE)</u>		<u>CAREER RUNS (ACTIVE)</u>	
Reyes, Jose	488	Wright, David	970	Reyes, Jose	1,075
Wright, David	196	Hardy, J.J.	664	Wright, David	949
Pagan, Angel	176	Reyes, Jose	645	Pagan, Angel	584
Cabrera, Everth	138	Wieters, Matt	437	Chavez, Endy	385
Chavez, Endy	106	Pagan, Angel	414	Valencia, Danny	278
Casilla, Alexi	80	Jacobs, Mike	312	Turner, Justin	264
Borbon, Julio	47	Valencia, Danny	303	Cabrera, Everth	228
Weeks, Jemile	41	Betemit, Wilson	283	Casilla, Alexi	225
Dickerson, Chris	35	Turner, Justin	282	Johnson, Dan	179
Berry, Quintin	27	Chavez, Endy	266	Reimold, Nolan	179

MLB CAREER PITCHING LEADERS AMONG TIDES PLAYERS

Lists below include any player who has ever played one game for the Tides

<u>CAREER WINS</u>		<u>CAREER ERA</u>		<u>CAREER STRIKEOUTS</u>	
Moyer, Jamie	269	Franco, John	2.89	Cone, David	2,668
Cone, David	194	Reardon, Jeff	3.16	Moyer, Jamie	2,441
Gooden, Dwight	194	Orosco, Jesse	3.16	Gooden, Dwight	2,293
Garcia, Freddy	156	Matlack, Jon	3.18	Wolf, Randy	1,814
Tapani, Kevin	143	Fernandez, Sid	3.36	Fernandez, Sid	1,743
Trachsel, Steve	143	Cone, David	3.46	Garcia, Freddy	1,621
Erickson, Scott	142	Gooden, Dwight	3.51	Trachsel, Steve	1,591
Darling, Ron	136	Scott, Mike	3.54	Darling, Ron	1,590
Wolf, Randy	133	Aguilera, Rick	3.57	Jimenez, Ubaldo	1,581
Matlack, Jon	125	Isringhausen, Jason	3.64	Matlack, Jon	1,516
Scott, Mike	124	Bibby, Jim	3.76	Tapani, Kevin	1,482
Fernandez, Sid	114	Gallardo, Yovani	3.79	Scott, Mike	1,469
Bibby, Jim	111	Darling, Ron	3.87	Gallardo, Yovani	1,432
Harnisch, Pete	111	Harnisch, Pete	3.89	Perez, Oliver	1,397
Terrell, Walt	111	Berenguer, Juan	3.90	Harnisch, Pete	1,368
Byrd, Paul	109	Reed, Rick	4.03	Erickson, Scott	1,252
Gallardo, Yovani	108	Tillman, Chris	4.13	Orosco, Jesse	1,179
Jimenez, Ubaldo	108	Jimenez, Ubaldo	4.13	Dotel, Octavio	1,143
Pineiro, Joel	104	Garcia, Freddy	4.15	Bibby, Jim	1,079
Reed, Rick	93	Willis, Dontrelle	4.17	Pineiro, Joel	1,058

<u>CAREER WINS (ACTIVE)</u>		<u>CAREER ERA (ACTIVE)</u>		<u>CAREER STRIKEOUTS (ACTIVE)</u>	
Garcia, Freddy	156	Gallardo, Yovani	3.79	Garcia, Freddy	1,621
Gallardo, Yovani	108	Tillman, Chris	4.13	Jimenez, Ubaldo	1,581
Jimenez, Ubaldo	108	Jimenez, Ubaldo	4.13	Gallardo, Yovani	1,432
Arrieta, Jake	74	Garcia, Freddy	4.15	Perez, Oliver	1,397
Tillman, Chris	72	Perez, Oliver	4.46	Norris, Bud	1,012
Perez, Oliver	69	Norris, Bud	4.51	Arrieta, Jake	907
Pelfrey, Mike	65	Pelfrey, Mike	4.57	Tillman, Chris	771
Norris, Bud	62	<i>*To rank among ERA leaders,</i>		Pelfrey, Mike	759
Gorzellany, Tom	50	<i>a player must have</i>		Gorzellany, Tom	714
Hunter, Tommy	48	<i>1,000 innings pitched</i>		Hill, Rich	616

<u>CAREER SAVES</u>		<u>CAREER GAMES</u>		<u>CAREER INNINGS PITCHED</u>	
Franco, John	424	Orosco, Jesse	1,252	Moyer, Jamie	4074.0
Reardon, Jeff	367	Franco, John	1,119	Cone, David	2898.2
Myers, Randy	347	Reardon, Jeff	880	Gooden, Dwight	2800.2
Aguilera, Rick	318	Dotel, Octavio	758	Trachsel, Steve	2501.0
Isringhausen, Jason	300	Aguilera, Rick	732	Matlack, Jon	2363.0
Graves, Danny	182	Myers, Randy	728	Erickson, Scott	2360.2
Bell, Heath	168	Isringhausen, Jason	724	Darling, Ron	2360.1
Johnson, Jim	154	Moyer, Jamie	696	Wolf, Randy	2328.1
Orosco, Jesse	144	Bell, Heath	590	Tapani, Kevin	2265.0
Britton, Zach	120	Wheeler, Dan	589	Garcia, Freddy	2264.0
Dotel, Octavio	109	Rauch, Jon	556	Scott, Mike	2068.2
Uehara, Koji	93	Johnson, Jim	551	Terrell, Walt	1986.2
Rauch, Jon	62	Graves, Danny	518	Harnisch, Pete	1959.0
Frisella, Danny	57	Gonzalez, Mike	509	Fernandez, Sid	1866.2
Gonzalez, Mike	56	Perez, Oliver	502	Pineiro, Joel	1754.1
Ray, Chris	51	Berenguer, Juan	490	Jimenez, Ubaldo	1727.1
Yan, Esteban	51	Feliciano, Pedro	484	Bibby, Jim	1722.2
Wheeler, Dan	43	Shuey, Paul	476	Byrd, Paul	1697.0
Accardo, Jeremy	38	Yan, Esteban	472	Gallardo, Yovani	1591.2
Walker, Tyler	34	Albers, Matt	452	Lima, Jose	1567.2

<u>CAREER SAVES (ACTIVE)</u>		<u>CAREER GAMES (ACTIVE)</u>		<u>CAREER IP (ACTIVE)</u>	
Johnson, Jim	154	Johnson, Jim	551	Garcia, Freddy	2264.0
Britton, Zach	120	Gonzalez, Mike	509	Jimenez, Ubaldo	1727.1
Uehara, Koji	93	Perez, Oliver	502	Gallardo, Yovani	1591.2
Gonzalez, Mike	56	Albers, Matt	452	Pelfrey, Mike	1356.1
Hernandez, David	20	Neshek, Pat	423	Perez, Oliver	1334.0
Simon, Alfredo	19	Uehara, Koji	387	Norris, Bud	1101.2
Hunter, Tommy	16	Hernandez, David	379	Tillman, Chris	1025.1
Neshek, Pat	7	Garcia, Freddy	376	Arrieta, Jake	992.2
Meek, Evan	4	Webb, Ryan	375	Gorzellany, Tom	883.2
Brach, Brad	3	Wright, Wesley	371	Simon, Alfredo	775.0

MLB POSTSEASON LEADERS AMONG TIDES PLAYERS

All performances below came AFTER individual played for Tides

<u>POSTSEASON HITS</u>		<u>POSTSEASON HOME RUNS</u>		<u>POSTSEASON AVERAGE</u>	
Dykstra, Lenny	36	Dykstra, Lenny	10	Turner, Justin	.357
Strawberry, Darryl	32	Strawberry, Darryl	9	Singleton, Ken	.333
Vina, Fernando	31	Long, Terrence	4	Vina, Fernando	.333
Scutaro, Marco	26	Mitchell, Kevin	4	Dykstra, Lenny	.321
Mitchell, Kevin	23	Otis, Amos	3	Matsui, Kazuo	.304
Otis, Amos	23	Payton, Jay	3	Agbayani, Benny	.299
Payton, Jay	21	Daubach, Brian	2	Otis, Amos	.295
Agbayani, Benny	20	Flaherty, Ryan	2	Mitchell, Kevin	.288
Turner, Justin	20	Pagan, Angel	2	Scutaro, Marco	.286
Singleton, Ken	19	Sierra, Ruben	2	Foli, Tim	.276
Wilson, Mookie	19	Turner, Justin	2	<i>*To rank among leaders a player must have 40 postseason plate appearances</i>	
		Vina, Fernando	2		
		Wright, David	2		

<u>POSTSEASON GAMES</u>		<u>POSTSEASON STOLEN BASES</u>		<u>POSTSEASON RBI</u>	
Strawberry, Darryl	40	Otis, Amos	8	Strawberry, Darryl	22
Dykstra, Lenny	32	Wilson, Mookie	6	Dykstra, Lenny	19
Wilson, Mookie	25	Dykstra, Lenny	5	Scutaro, Marco	14
Wright, David	24	Backman, Wally	4	Wright, David	13
Mitchell, Kevin	23	Strawberry, Darryl	4	Turner, Justin	12
Scutaro, Marco	23	McLouth, Nate	3	Mitchell, Kevin	11
Agbayani, Benny	22	Perez, Timo	3	Otis, Amos	11
Backman, Wally	22	Reyes, Jose	3	Payton, Jay	10
Otis, Amos	22	Matsui, Kazuo	2	Vina, Fernando	9
Milner, John	21	Turner, Justin	2	Sierra, Ruben	9
Payton, Jay	21	Mora, Melvin	2		
Vina, Fernando	21				

<u>POSTSEASON WINS</u>		<u>POSTSEASON STRIKEOUTS</u>		<u>POSTSEASON ERA</u>	
Cone, David	8	Cone, David	94	Myers, Randy	2.35
Arrieta, Jake	4	Arrieta, Jake	53	Arrieta, Jake	3.64
Byrd, Paul	3	Gooden, Dwight	49	Darling, Ron	3.79
Dotel, Octavio	3	Dotel, Octavio	33	Cone, David	3.80
Orosco, Jesse	3	Reed, Rick	33	Gooden, Dwight	3.97
Petit, Yusmeiro	3	Myers, Randy	32	Reed, Rick	5.03
Adams, Mike	2	Wheeler, Dan	28	Byrd, Paul	5.40
Aguilera, Rick	2	Darling, Ron	27	Tapani, Kevin	5.40
Franco, John	2	Isringhausen, Jason	23	<i>*To rank among leaders a pitcher must have 30.0 postseason innings pitched</i>	
Matlack, Jon	2	Tapani, Kevin	23		
Myers, Randy	2				
Reardon, Jeff	2				
Scott, Mike	2				

<u>POSTSEASON GAMES</u>		<u>POSTSEASON SAVES</u>		<u>POSTSEASON INNINGS</u>	
Myers, Randy	29	Isringhausen, Jason	11	Cone, David	111.1
Dotel, Octavio	26	Myers, Randy	8	Gooden, Dwight	59.0
Orosco, Jesse	24	Uehara, Koji	7	Arrieta, Jake	42.0
Isringhausen, Jason	23	Reardon, Jeff	6	Reed, Rick	39.1
Cone, David	21	Aguilera, Rick	5	Darling, Ron	35.2
Wheeler, Dan	21	Britton, Zach	2	Byrd, Paul	33.1
Uehara, Koji	19	Johnson, Jim	2	Tapani, Kevin	31.2
Reardon, Jeff	18	Orosco, Jesse	2	Myers, Randy	30.2
Aguilera, Rick	15	Berenguer, Juan	1	Isringhausen, Jason	26.2
Franco, John	15	Franco, John	1	Wheeler, Dan	26.2
		Wheeler, Dan	1		

Bold indicates player appeared in 2016 postseason

FORMER TIDES TO WIN WORLD SERIES (SINCE 1969)

**37 different players have won a total of 44
World Series rings *AFTER* having played for the Tides**

(Players listed below appeared in at least one game in World Series)

- 2016 Jake Arrieta (CHC)
- 2014 Travis Ishikawa (SF), Yusmeiro Petit (SF)
- 2013 Koji Uehara (BOS)
- 2012 Angel Pagan (SF), Marco Scutaro (SF)
- 2011 Octavio Dotel (STL)
- 2006 Preston Wilson (STL)
- 2005 Carl Everett (CHW), Timo Perez (CHW)
- 2002 Alex Ochoa (ANA)
- 2000 David Cone (NYY)
- 1999 David Cone (NYY), Darryl Strawberry (NYY)
- 1998 David Cone (NYY)
- 1996 David Cone (NYY), Darryl Strawberry (NYY)
- 1992 David Cone (TOR)
- 1991 Rick Aguilera (MIN), Terry Leach (MIN), Kevin Tapani (MIN), David West (MIN)
- 1990 Randy Myers (CIN), Herm Winningham (CIN)
- 1988 Tim Leyer (LAD)
- 1987 Juan Berenguer (MIN), Jeff Reardon (MIN)
- 1986 Rick Aguilera (NYM), Wally Backman (NYM), Ron Darling (NYM), Lenny Dykstra (NYM), Kevin Elster (NYM), Sid Fernandez (NYM), Dwight Gooden (NYM), Lee Mazzilli (NYM), Kevin Mitchell (NYM), Jesse Orosco (NYM), Rafael Santana (NYM), Doug Sisk (NYM), Darryl Strawberry (NYM), Mookie Wilson (NYM)
- 1983 Ken Singleton (BAL), Jim Dwyer (BAL), Joe Nolan (BAL)
- 1979 Jim Bibby (PIT), Tim Foli (PIT), John Milner (PIT)
- 1969 Duffy Dyer (NYM), Art Shamsky (NYM)

Most World Series victories by a former Tides player

- 5: David Cone
- 3: Darryl Strawberry
- 2: Rick Aguilera



14 members of the 1986 World Series Champion New York Mets were former Tides.

1st Round Picks By Baltimore Orioles

Year	PLAYER	POS	PICK	SCHOOL
2007	Matt Wieters	C	5	Georgia Tech
2008	Brian Matusz	LHP	4	University of San Diego
2009	Matt Hobgood	RHP	5	Norco HS (CA)
2010	Manny Machado	SS	3	Miami Brito Private HS (FL)
2011	Dylan Bundy	RHP	4	Owasso HS (OK)
2012	Kevin Gausman	RHP	4	Louisiana State University
2013	Hunter Harvey	RHP	22	Bandys HS (NC)
2014	<i>No First Round Pick (Orioles first pick was at #90)</i>			
2015	D.J. Stewart	1B	25	Florida State University
	Ryan Mountcastle	SS	36	Paul J. Hagerty HS (FL)
2016	Cody Sedlock	RHP	27	University of Illinois

Brooks Robinson Award - Orioles Minor League Player of the Year

Year	PLAYER	POS	STATS
2007	Brandon Tripp	OF	.288 avg., 19 HR, 79 RBI
2008	Matt Wieters	C	.355 avg., 27 HR, 91 RBI
2009	Brandon Waring	3B	.274 avg., 27 HR, 96 RBI
2010	Joe Mahoney	1B	.307 avg., 18 HR, 78 RBI
2011	Jonathan Schoop	2B	.290 avg., 13 HR, 72 RBI
2012	L.J. Hoes	OF	.287 avg., 5 HR, 54 RBI, 20 SB
2013	Henry Urrutia	OF	.347 avg., 9 HR, 50 RBI
2014	Christian Walker	1B	.288 avg., 26 HR, 96 RBI
2015	Trey Mancini	1B	.341 avg., 21 HR, 89 RBI
2016	Chance Sisco	C	.317 avg., 6 HR, 51 RBI, .403 OBP

Jim Palmer Prize - Orioles Minor League Pitcher Of The Year

Year	PLAYER	POS	STATS
2007	Radhames Liz	RHP	11-4, 3.22 ERA, 161 strikeouts
2008	Brad Bergesen	RHP	16-7, 3.10 ERA, 87 strikeouts
2009	Brian Matusz	LHP	11-2, 1.91 ERA, 121 strikeouts
2010	Zach Britton	LHP	10-7, 2.70 ERA, 124 strikeouts
2011	Tim Bascom	RHP	10-4, 2.97 ERA, 117 strikeouts
2012	Dylan Bundy	RHP	9-3, 2.08 ERA, 119 strikeouts
2013	Mike Wright	RHP	11-3, 3.11 ERA, 138 strikeouts
2014	Tyler Wilson	RHP	14-8, 3.67 ERA, 157 strikeouts
2015	Oliver Drake	RHP	0.82 ERA, 23 saves, 66 strikeouts
	Mychal Givens	RHP	2.20 ERA, 15 saves, 79 strikeouts
2016	Donnie Hart	LHP	3-1, 2.72 ERA, 4 saves, 50 strikeouts



Kevin Gausman was a 1st round pick by Baltimore out of LSU in 2012. In 2016, He posted a 3.61 ERA and registered 174 strikeouts in 30 starts for the Orioles.